

US00D942538S

(12) **United States Design Patent** (10) **Patent No.:** **US D942,538 S**
Finn (45) **Date of Patent:** **** Feb. 1, 2022**

(54) **ASYMMETRICAL ARRANGEMENT OF CONTACT PADS AND CONNECTION BRIDGES OF A TRANSPONDER CHIP MODULE**

FOREIGN PATENT DOCUMENTS

DE 19632115 C1 12/1997
EP 0919950 A1 6/1999

(Continued)

(71) Applicant: **Federal Card Services, LLC**, Cincinnati, OH (US)

OTHER PUBLICATIONS

(72) Inventor: **Seán Finn**, Tourmakeady (IE)

BS ISO/IEC 7816-2:2015, Identification cards—Identification of issuers, Part 2: Application and registration procedures, 2015, 38 pgs.

(73) Assignee: **Federal Card Services, LLC**, Cincinnati, OH (US)

(Continued)

(**) Term: **15 Years**

Primary Examiner — Abraham Bahta

(21) Appl. No.: **29/744,674**

(74) *Attorney, Agent, or Firm* — Frost Brown Todd LLC

(22) Filed: **Jul. 30, 2020**

(51) **LOC (13) Cl.** **19-08**

(52) **U.S. Cl.**
USPC **D19/10**

(58) **Field of Classification Search**

USPC D19/9-10; D14/435-437, 478-480, D14/480-495, 474, 217, 385, 383; 369/275.1-275.5, 44.26, 100, 52.1, 272, 369/273, 280-288; 283/81-83; 720/718; 435/6, 287.2; 216/2, 20; D11/80; 235/375, 380, 382.5, 492, 488, 486; 705/67, 51; 382/126, 313, 305
CPC .. G06K 9/00973-00986; G06K 19/063-0701; G06K 19/0708-0712; G06K 19/0715-07771; G06K 19/083-18; G06K 19/0721; G06K 19/0772; G06K 19/07722; G06K 21/00-06; G06K 2207/00-108; G06F 3/08; G06F 3/12; G06F 7/40; G06F 21/00;

(Continued)

(57) **CLAIM**

The ornamental design for an asymmetrical arrangement of contact pads and connection bridges of a transponder chip module, as shown and described.

DESCRIPTION

FIG. 1 is a perspective view of an embodiment of an asymmetrical arrangement of contact pads and connection bridges of a transponder chip module. FIG. 2 is a front elevation view thereof. FIG. 3 is a rear elevation view thereof. FIG. 4 is a top plan view thereof. FIG. 5 is a bottom plan view thereof. FIG. 6 is a left side elevation view thereof; and, FIG. 7 is a right side elevation view thereof. The dot-dash-dot lines in the drawings are included for the purpose of illustrating portions of the asymmetrical arrangement of contact pads and connection bridges of the transponder chip module that form no part of the claimed design.

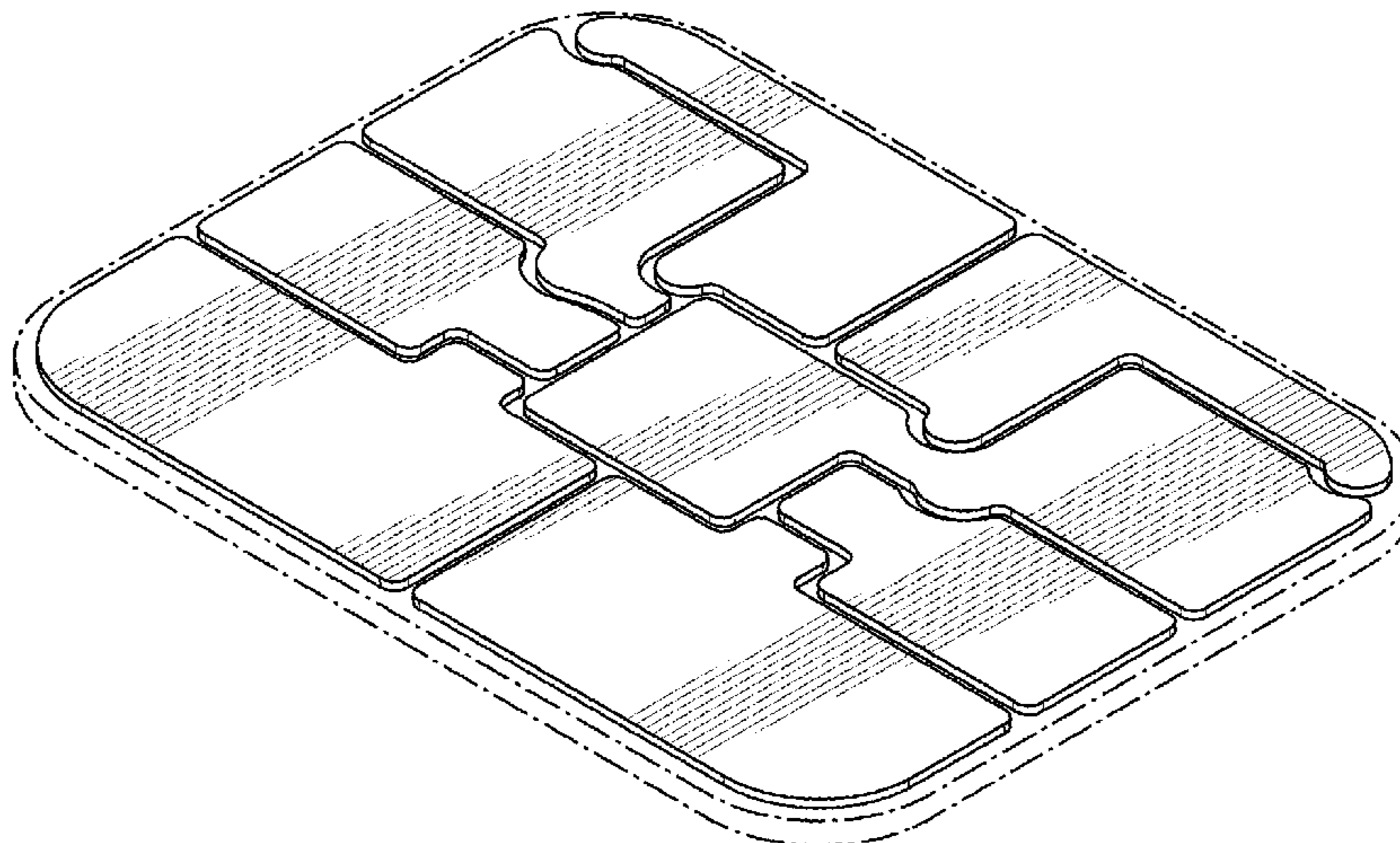
(56) **References Cited**

U.S. PATENT DOCUMENTS

4,212,511 A 7/1980 Malucci et al.
5,084,699 A 1/1992 DeMichele
D331,922 S * 12/1992 Gloton D14/437

(Continued)

1 Claim, 3 Drawing Sheets



(58) **Field of Classification Search**
 CPC G06F 21/30; G06F 21/31; G06F 21/32;
 G06F 21/34; G06F 21/45
 See application file for complete search history.

(56) **References Cited**

U.S. PATENT DOCUMENTS

D341,092 S 11/1993 Wild
 5,281,855 A 1/1994 Hadden et al.
 D365,092 S * 12/1995 Mundigl D14/437
 5,598,032 A 1/1997 Fidalgo
 D378,064 S 2/1997 Wild
 5,673,179 A 9/1997 Horejs
 D404,319 S 1/1999 Deleskiewicz
 6,018,299 A 1/2000 Eberhardt
 D423,374 S 4/2000 Deleskiewicz
 D427,577 S * 7/2000 Haas D14/437
 6,107,920 A 8/2000 Eberhardt et al.
 6,147,605 A 11/2000 Vega et al.
 6,190,942 B1 2/2001 Wilm et al.
 6,233,818 B1 5/2001 Finn et al.
 6,265,977 B1 7/2001 Vega et al.
 6,308,894 B1 10/2001 Hirai et al.
 6,378,774 B1 4/2002 Emori et al.
 6,568,600 B1 5/2003 Carpier
 6,581,839 B1 6/2003 Lasch et al.
 6,607,135 B1 8/2003 Hirai et al.
 6,611,199 B1 8/2003 Geiszler et al.
 6,634,564 B2 10/2003 Kuramochi
 6,712,279 B2 3/2004 Muehlberger
 6,749,123 B2 6/2004 Lasch et al.
 6,764,014 B2 7/2004 Lasch et al.
 6,986,465 B2 1/2006 Kiekhaefer
 7,120,987 B2 10/2006 Liu et al.
 7,306,158 B2 12/2007 Berardi et al.
 7,377,443 B2 5/2008 Lasch et al.
 7,440,771 B2 10/2008 Purk
 7,494,057 B2 2/2009 Lasch et al.
 7,530,491 B2 5/2009 Lasch et al.
 7,588,184 B2 9/2009 Gandel et al.
 7,607,583 B2 10/2009 Berardi et al.
 7,721,956 B2 5/2010 Williams et al.
 7,728,422 B2 6/2010 Kim
 7,757,957 B2 7/2010 Cranston et al.
 7,819,310 B2 10/2010 Lasch et al.
 7,823,777 B2 11/2010 Varga et al.
 7,837,116 B2 11/2010 Morrill Webb et al.
 8,033,457 B2 10/2011 Varga et al.
 8,066,190 B2 11/2011 Faenza, Jr.
 8,079,514 B2 12/2011 Lasch et al.
 8,100,337 B2 1/2012 Artigue et al.
 8,186,582 B2 5/2012 Varga et al.
 8,186,598 B2 5/2012 Faenza, Jr.
 8,191,788 B2 6/2012 Morrill-Webb et al.
 8,261,997 B2 9/2012 Gebhart
 8,360,312 B2 1/2013 Varga et al.
 8,366,009 B2 2/2013 Finn et al.
 8,393,547 B2 3/2013 Kiekhaefer et al.
 8,474,726 B2 7/2013 Finn
 8,523,062 B2 9/2013 Varga et al.
 D693,264 S 11/2013 Rabassa
 8,608,082 B2 12/2013 Le Garrec et al.
 8,672,232 B2 3/2014 Herslow
 D702,241 S * 4/2014 Lepp D14/436
 8,789,762 B2 7/2014 Finn et al.
 8,991,712 B2 3/2015 Finn et al.
 D729,074 S 5/2015 Boulangeot
 D730,360 S * 5/2015 Bousmaha D14/437
 9,033,250 B2 5/2015 Finn et al.
 9,112,272 B2 8/2015 Finn et al.
 9,475,086 B2 10/2016 Finn et al.
 9,489,613 B2 11/2016 Finn et al.
 9,622,359 B2 4/2017 Finn et al.
 9,634,391 B2 4/2017 Finn et al.
 D855,617 S * 8/2019 Williams D14/436
 D868,075 S * 11/2019 Maus D14/480.1

D877,739 S * 3/2020 Maus D14/436
 10,839,282 B2 11/2020 Finn et al.
 2002/0148110 A1 10/2002 Blanc et al.
 2005/0093678 A1 5/2005 Forster
 2005/0212690 A1 9/2005 Nishikawa
 2006/0192674 A1 8/2006 Roberta
 2009/0128299 A1 5/2009 Kirmeier et al.
 2009/0159657 A1 6/2009 Chen et al.
 2009/0169776 A1 7/2009 Herslow
 2010/0078329 A1 4/2010 Mirsky et al.
 2010/0176205 A1 7/2010 Patrice
 2010/0212141 A1 8/2010 Ueda et al.
 2011/0011939 A1 1/2011 Seah
 2011/0068178 A1 3/2011 Gebhart
 2011/0186641 A1 8/2011 Kato et al.
 2011/0189620 A1 8/2011 Herslow
 2012/0018522 A1 1/2012 Le Garrec et al.
 2012/0038445 A1 2/2012 Finn
 2012/0068301 A1 3/2012 Sin
 2012/0289196 A1 11/2012 Tan
 2013/0126622 A1 5/2013 Finn et al.
 2013/0140370 A1 6/2013 Finn et al.
 2013/0146670 A1 6/2013 Grieshofer et al.
 2013/0168454 A1 7/2013 Oh et al.
 2013/0220689 A1 8/2013 Marttila
 2013/0271265 A1 10/2013 Finn
 2013/0320095 A1 12/2013 Blum
 2013/0332353 A1 12/2013 Aidasani et al.
 2014/0014732 A1 1/2014 Finn et al.
 2014/0021261 A1 1/2014 Mosteller
 2014/0060621 A1 3/2014 Clark et al.
 2014/0070009 A1 3/2014 Zambrano L.
 2014/0102136 A1 4/2014 Warren
 2014/0104133 A1 4/2014 Finn et al.
 2014/0138443 A1 5/2014 Blum
 2014/0144993 A1 5/2014 Seo et al.
 2014/0152511 A1 6/2014 Merlin et al.
 2014/0166762 A1 6/2014 Herslow
 2014/0260424 A1 9/2014 Warren
 2014/0284386 A1 9/2014 Finn et al.
 2014/0292477 A1 10/2014 Ahmadloo
 2014/0307405 A1 10/2014 Vogt
 2014/0361086 A1 12/2014 Finn et al.
 2015/0021402 A1 1/2015 Finn et al.
 2015/0021403 A1 1/2015 Finn et al.
 2015/0129665 A1 5/2015 Finn et al.
 2015/0136858 A1 5/2015 Finn et al.
 2015/0186769 A1 7/2015 Boiron
 2015/0235122 A1 8/2015 Finn et al.

FOREIGN PATENT DOCUMENTS

EP 0952542 A1 10/1999
 EP 1031939 A1 8/2000
 EP 1225538 A1 7/2002
 EP 2063489 A1 5/2009
 EP 1854222 B1 6/2012
 EP 2541471 A1 1/2013
 EP 2264645 B1 1/2018
 EP 2280449 B1 10/2019
 FR 2765010 B1 7/1999
 WO WO 97/26621 A1 7/1997
 WO WO 2008/081224 A1 7/2008
 WO WO 2011/157693 A1 12/2011
 WO WO 2014/016332 A1 1/2014

OTHER PUBLICATIONS

Bonding to the chip face, Jan. 10, 2015, http://www.ami.ac.uk/courses/topics/0268_wb/index.html.
 Chen, S.-L., et al., "A Metallic RFID Tag Design for Steel-Bar and Wire-Rod Management Application in the Steel Industry," Progress In Electromagnetics Research, PIER, 2009, 91:195-212, 18 pgs.
 Ciudad, D., et al., "RFID in Metal Environments: An Overview on Low (LF) and Ultra-Low (ULF) Frequency Systems," Ch. 11 in Radio Frequency Identification Fundamentals and Applications Design Methods and Solutions, Cristina Turcu (ed.), InTech, Rijeka, Croatia, 2010, pp. 181-196, 18 pgs.

(56)

References Cited

OTHER PUBLICATIONS

Qing, X., et al., "Proximity Effects of Metallic Environments on High Frequency RFID Reader Antenna: Study and Applications", in IEEE Trans. Antennas Propag., Nov. 2007, 55(11):3105-3111, 7 pgs.

Mukherjee, S., "Mitigation of Proximity to Metal for Magnetically Coupled Transponders by use of Resonant Loops," 2014 IEEE Int. Conf. on RFID, Orlando, FL, 2014, pp. 8-14, 7 pgs.

Slot Antennas, © antenna-theory.com 2010, 4 pgs.

International Search Report and Written Opinion dated Nov. 6, 2015 for Application No. PCT/EP2015/052843, 25 pgs.

* cited by examiner

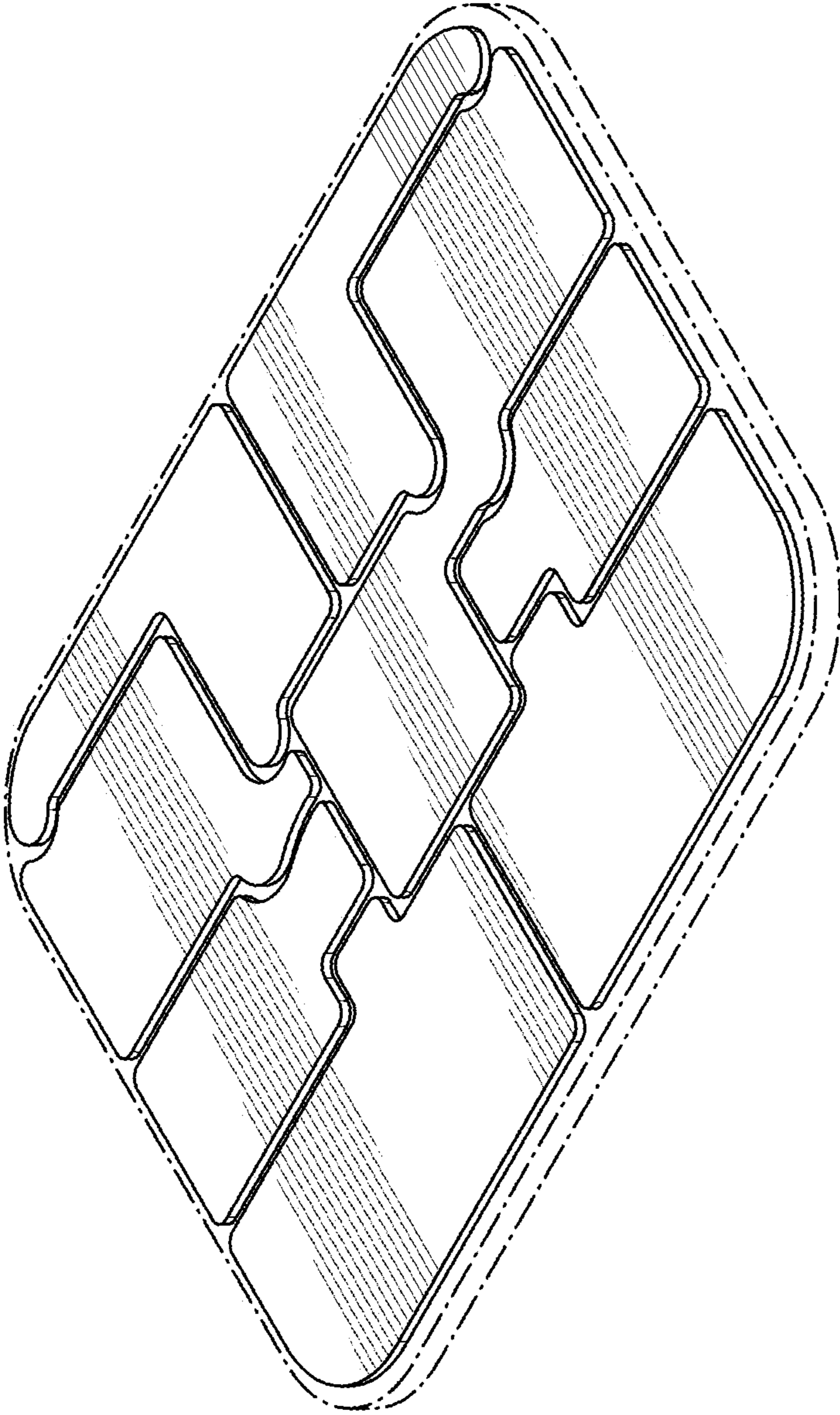


FIG. 1

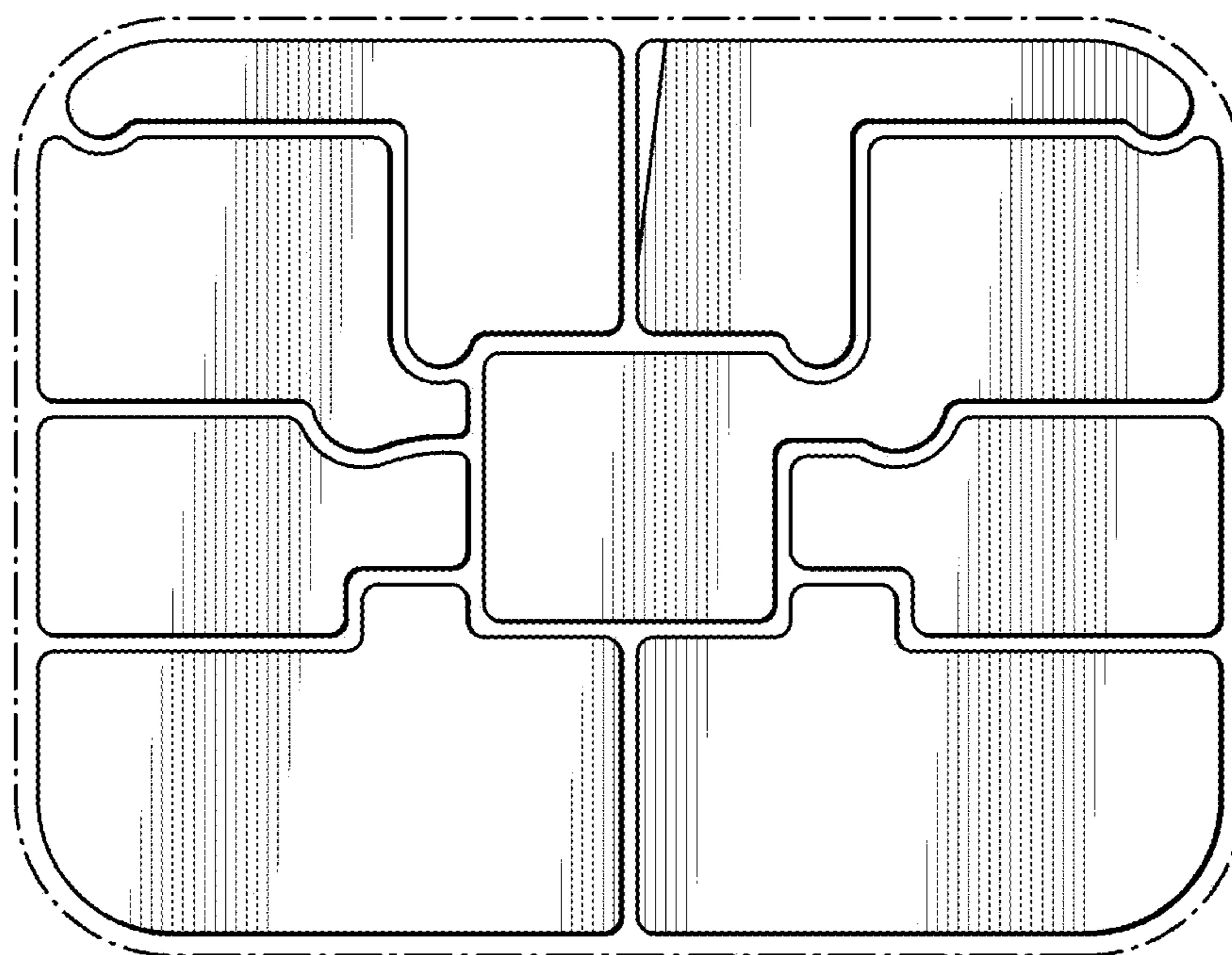


FIG. 2



FIG. 3

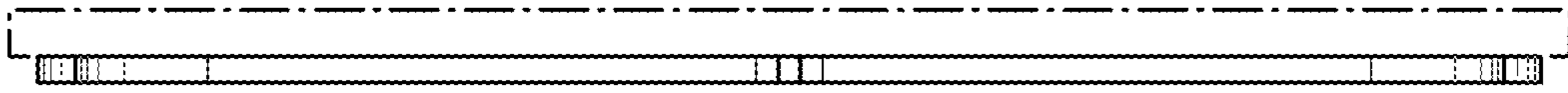


FIG. 4

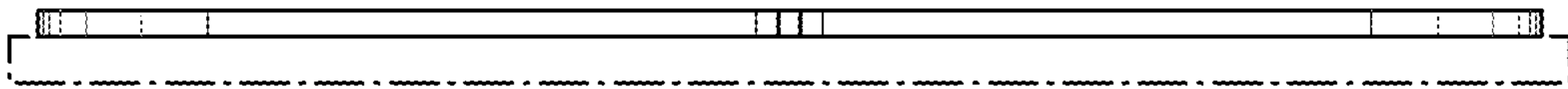


FIG. 5



FIG. 6

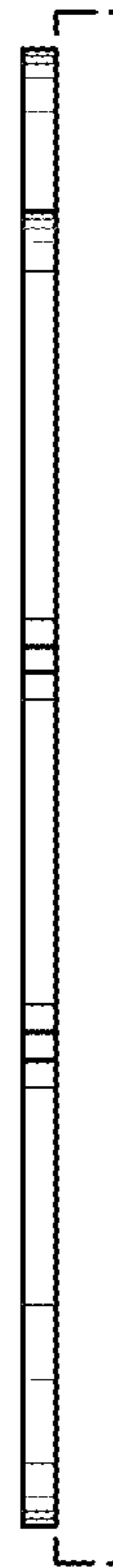


FIG. 7