



US00D942536S

(12) **United States Design Patent** (10) **Patent No.:** **US D942,536 S**
Odachi et al. (45) **Date of Patent:** **** Feb. 1, 2022**

(54) **PRINTER**
(71) Applicant: **CANON KABUSHIKI KAISHA,**
Tokyo (JP)
(72) Inventors: **Ayaka Odachi,** Tokyo (JP); **Akihisa**
Shiozaki, Tokyo (JP)
(**) Term: **15 Years**
(21) Appl. No.: **35/508,989**
(22) Filed: **Oct. 2, 2019**
(80) **Hague Agreement Data**
Int. Filing Date: **Oct. 2, 2019**
Int. Reg. No.: **DM/204815**
Int. Reg. Date: **Oct. 2, 2019**
Int. Reg. Pub. Date: **Apr. 3, 2020**

(30) **Foreign Application Priority Data**
Apr. 5, 2019 (JP) 2019-007443
(51) **LOC (13) Cl.** **15-03**
(52) **U.S. Cl.**
USPC **D18/53**
(58) **Field of Classification Search**
USPC D18/34.3, 36, 43, 46, 47, 50, 53, 56, 59
CPC .. B41F 15/26; B41F 33/0036; B41F 33/0045;
B41J 2/17546; G03G 15/04; G03G
15/5016; G03G 15/60; G03G 15/607;
G03G 21/0094; G03G 21/1619; G03G
21/1647; G03G 21/1666
See application file for complete search history.

(56) **References Cited**
U.S. PATENT DOCUMENTS
D425,551 S 5/2000 Shiozaki et al.
D447,512 S 9/2001 Isomoto et al.
D447,767 S 9/2001 Shiozaki et al.
D447,768 S 9/2001 Shiozaki et al.

D449,065 S 10/2001 Isomoto et al.
D450,082 S 11/2001 Kusanagi et al.
D451,129 S 11/2001 Kusanagi et al.
D460,596 S 7/2002 Bond et al.
D614,234 S * 4/2010 Ishikawa D18/55
D648,377 S * 11/2011 Miyauchi D18/50
D678,402 S * 3/2013 Sato D18/50
D681,720 S * 5/2013 Inada D18/50
D730,437 S * 5/2015 Seki D18/50
D737,895 S * 9/2015 Nanno D18/50
D744,028 S 11/2015 Odachi
D770,565 S * 11/2016 Tanaka D18/50
D806,790 S * 1/2018 Sato D18/50
D813,299 S 3/2018 Yamamoto et al.
D815,683 S * 4/2018 Tanaka D18/50
D822,759 S 7/2018 Yamamoto et al.
D828,442 S * 9/2018 Higuchi D18/50
D829,276 S * 9/2018 Higuchi D18/50

(Continued)

OTHER PUBLICATIONS

Copending, unpublished International Design U.S. Appl. No. 35/509,529, filed Dec. 4, 2019, to Takahiro Yamamoto, et al.

(Continued)

Primary Examiner — Khawaja Anwar

(57) **CLAIM**

The ornamental design for a printer, as shown and described.

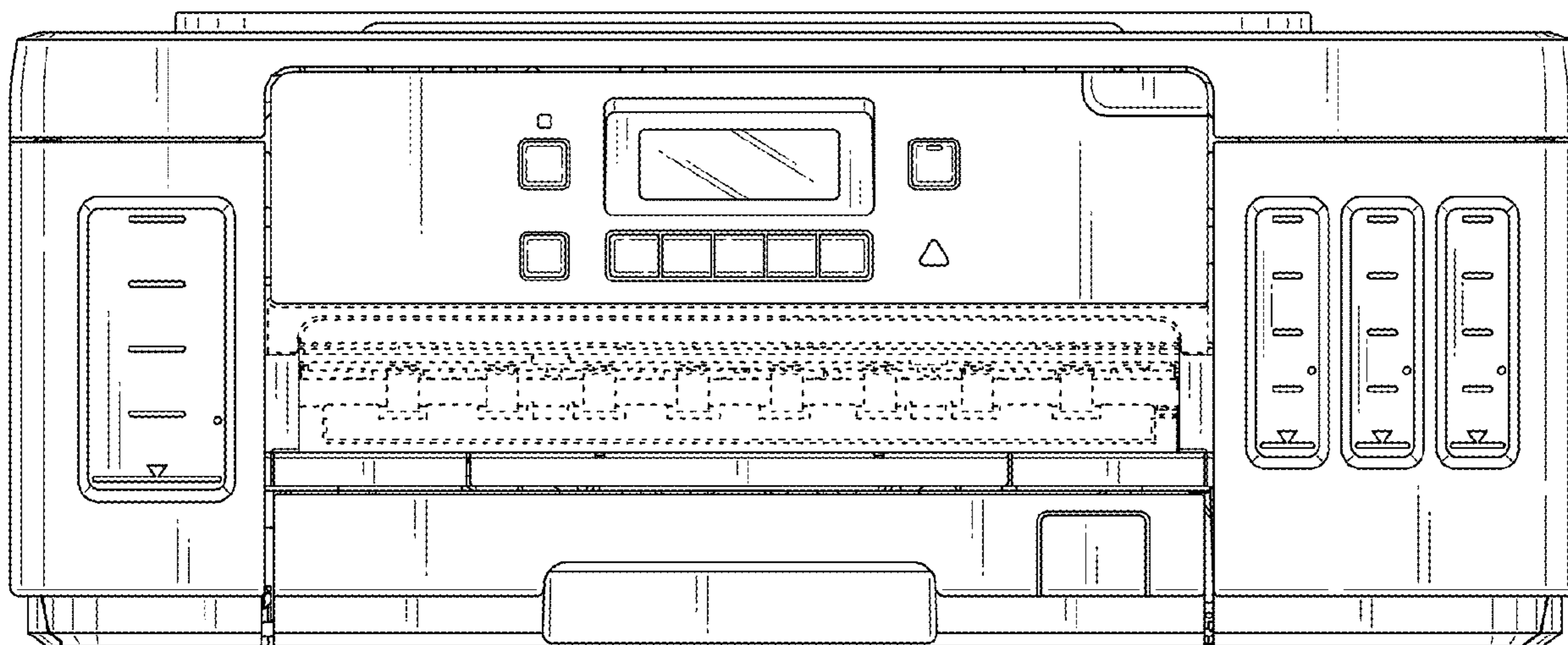
DESCRIPTION

Printer

- 1.1 : Front
- 1.2 : Back
- 1.3 : Top
- 1.4 : Bottom
- 1.5 : Left
- 1.6 : Right
- 1.7 : Perspective

The broken lines in the drawings illustrate portions of the printer which form no part of the claimed design.

1 Claim, 7 Drawing Sheets



(56)

References Cited

U.S. PATENT DOCUMENTS

D844,052 S *	3/2019	Oishi	D18/50
D851,698 S *	6/2019	Oishi	D18/50
D889,537 S *	7/2020	Wang	D18/55
D896,885 S *	9/2020	Li	D18/50
D912,135 S *	3/2021	Odachi	D18/56
D916,181 S *	4/2021	Odachi	D18/56
D916,182 S *	4/2021	Odachi	D18/56
D916,183 S *	4/2021	Odachi	D18/56
D917,614 S *	4/2021	Odachi	D18/56

OTHER PUBLICATIONS

Copending, unpublished Design U.S. Appl. No. 29/747,560, filed Aug. 24, 2020, to Kotaro Izumiya, et al.

Copending, unpublished Design U.S. Appl. No. 29/740,769, filed Jul. 7, 2020, to Ayaka Odachi.

Copending, unpublished Design U.S. Appl. No. 29/723,388, filed Feb. 6, 2020, to Akihisa Shiozaki.

Copending, unpublished Design U.S. Appl. No. 29/733,219, filed Apr. 30, 2020, to Ayaka Odachi.

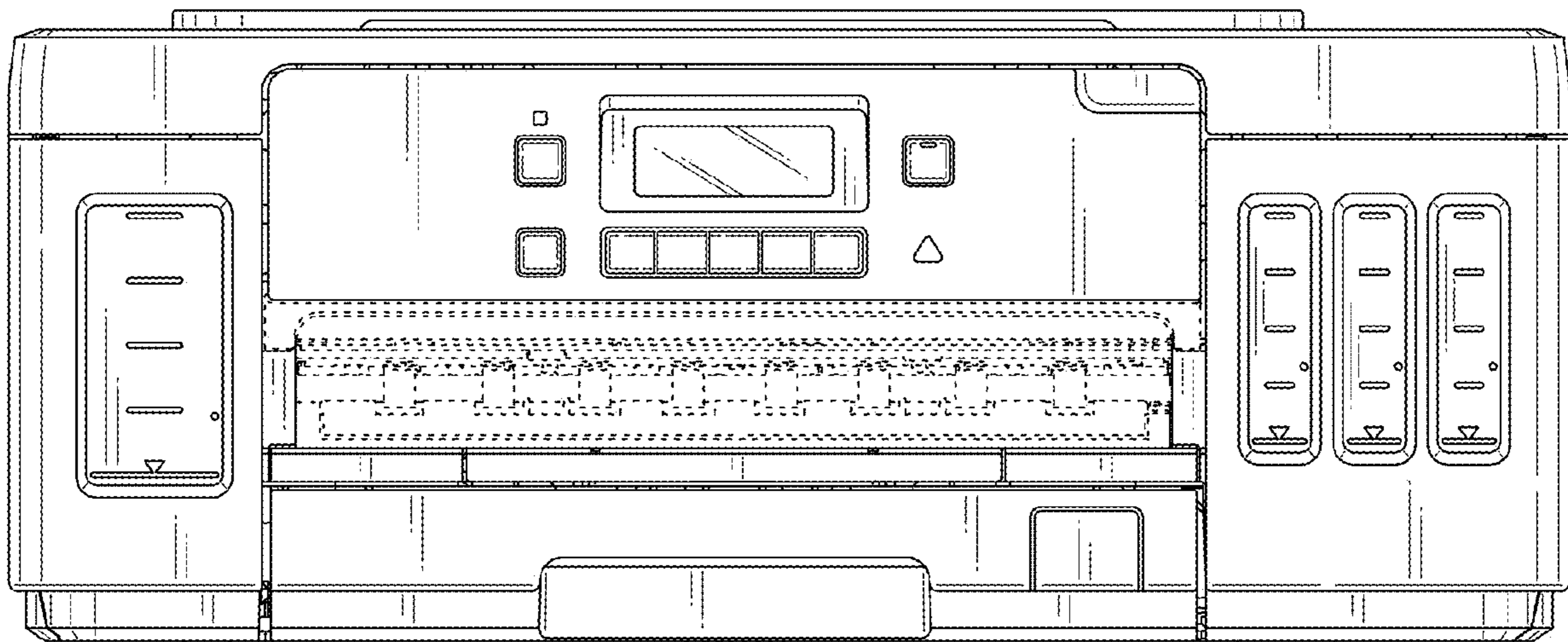
Copending, unpublished Design U.S. Appl. No. 29/733,223, filed Apr. 30, 2020, to Ayaka Odachi.

Copending, unpublished International Design U.S. Appl. No. 35/507,071, filed Jan. 16, 2019, to Daijiro Nagasaki, et al.

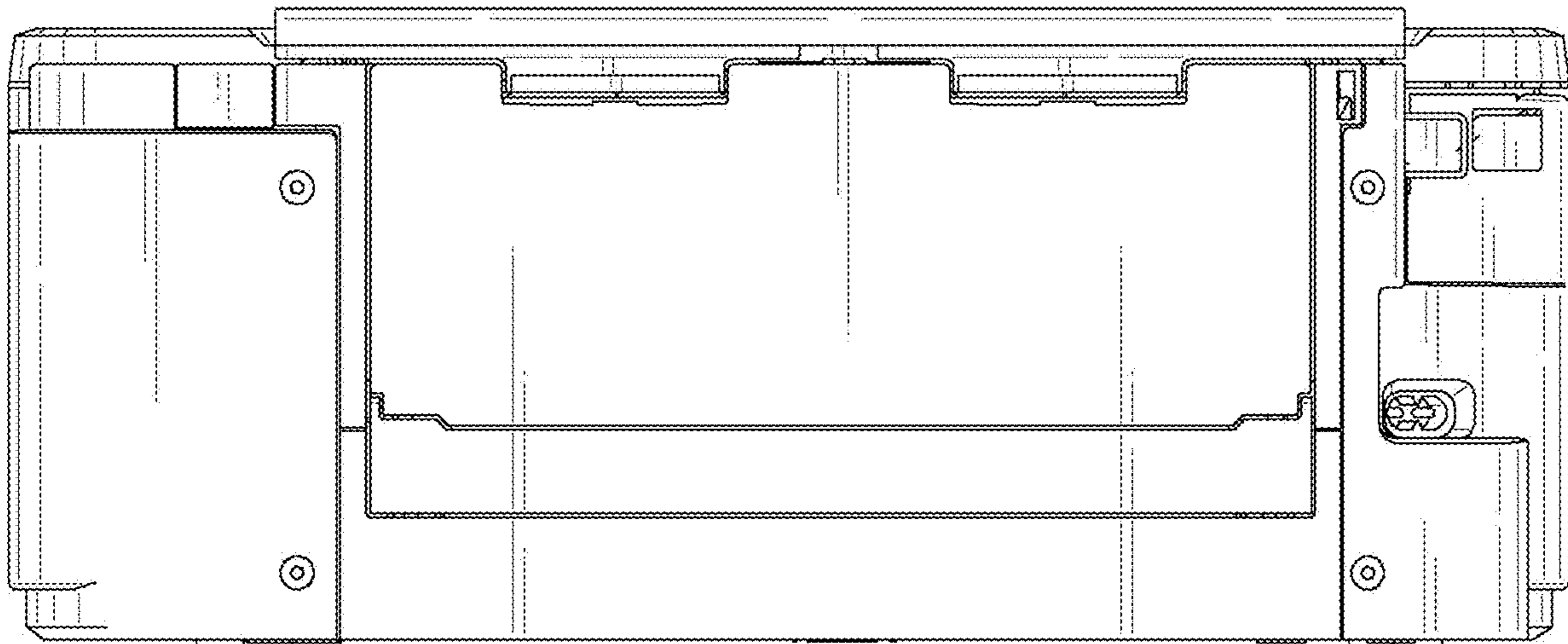
Copending, unpublished Design U.S. Appl. No. 29/667,686, filed Oct. 24, 2018, to Ayaka Odachi.

* cited by examiner

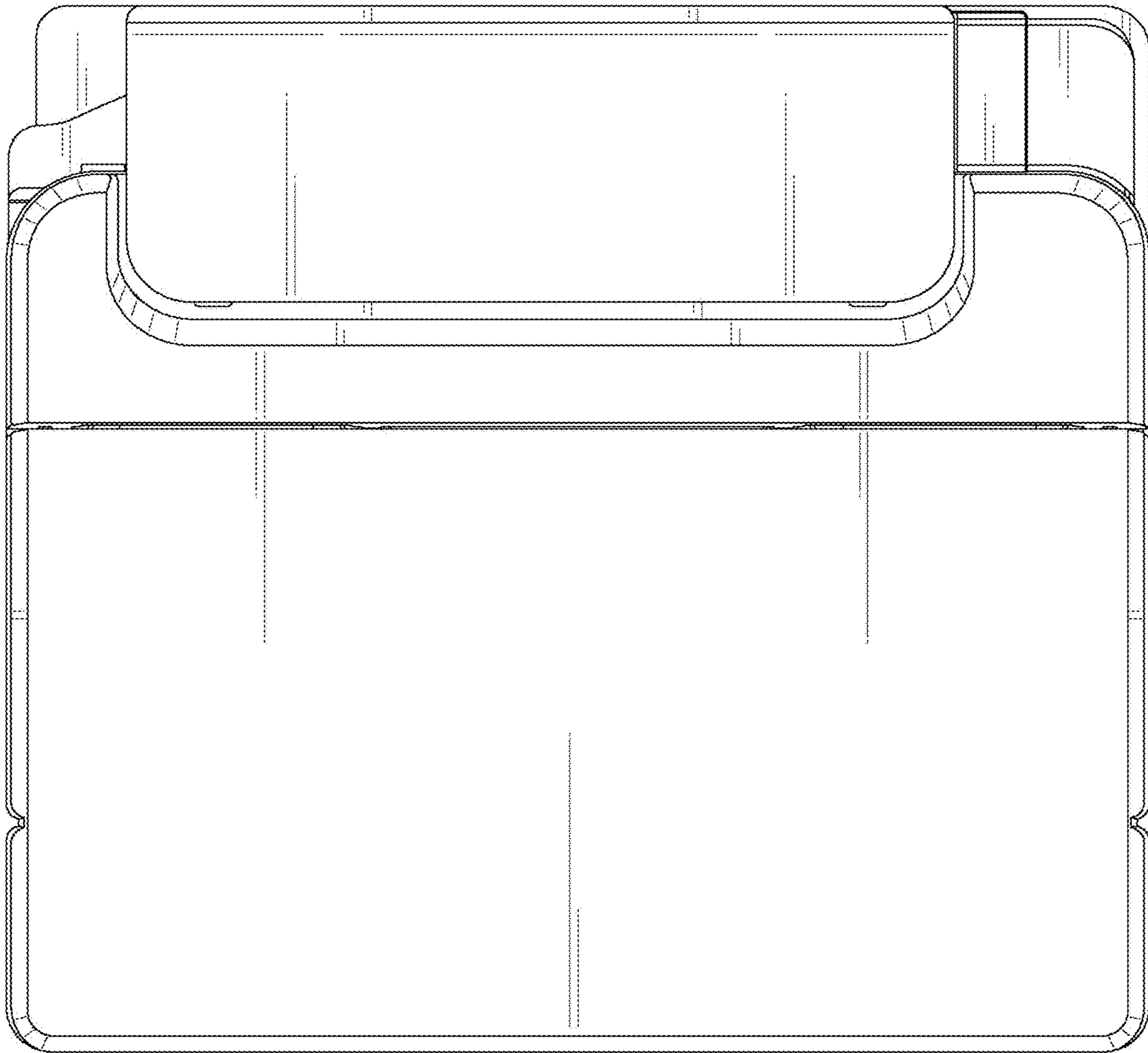
1.1



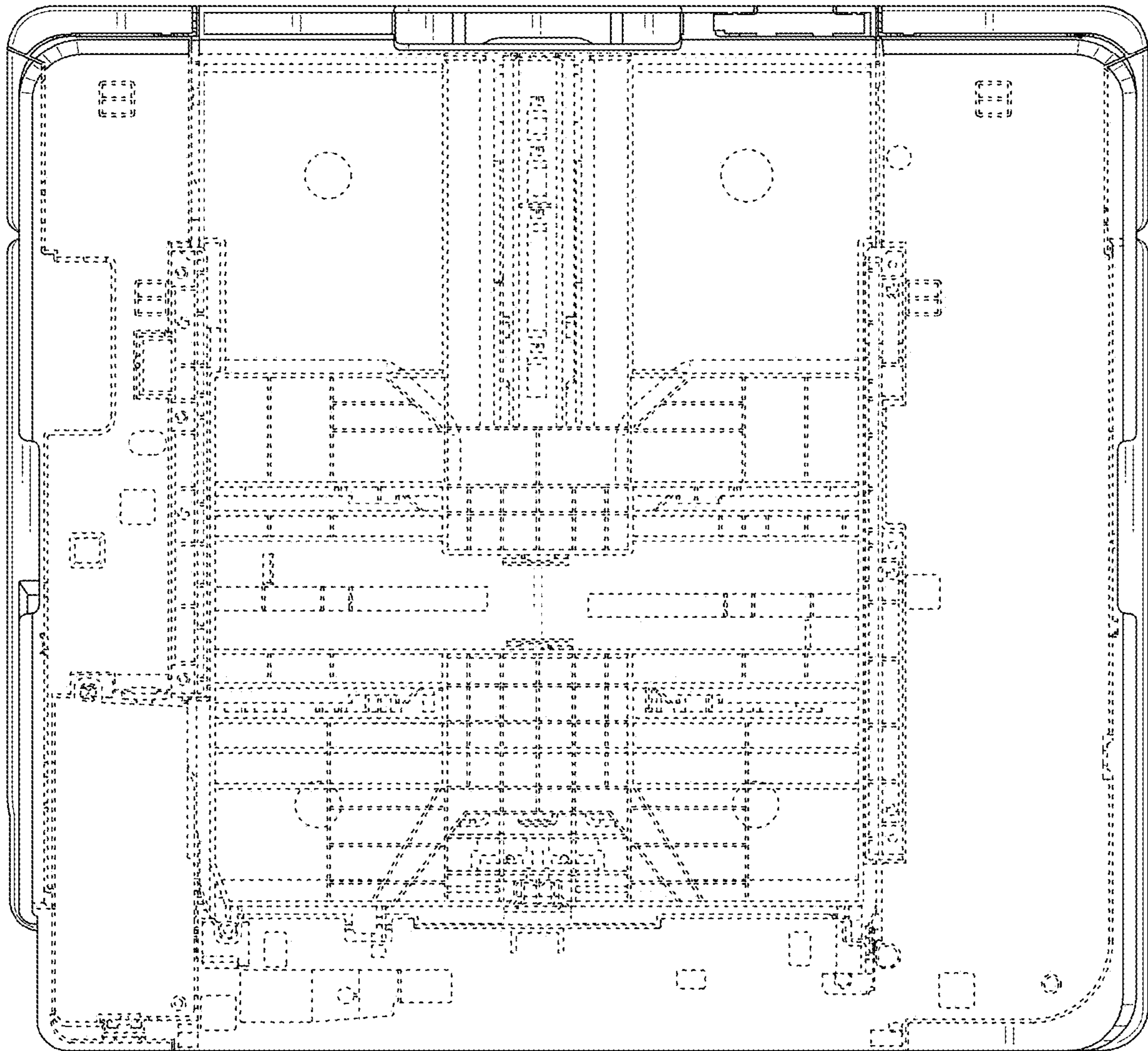
1.2



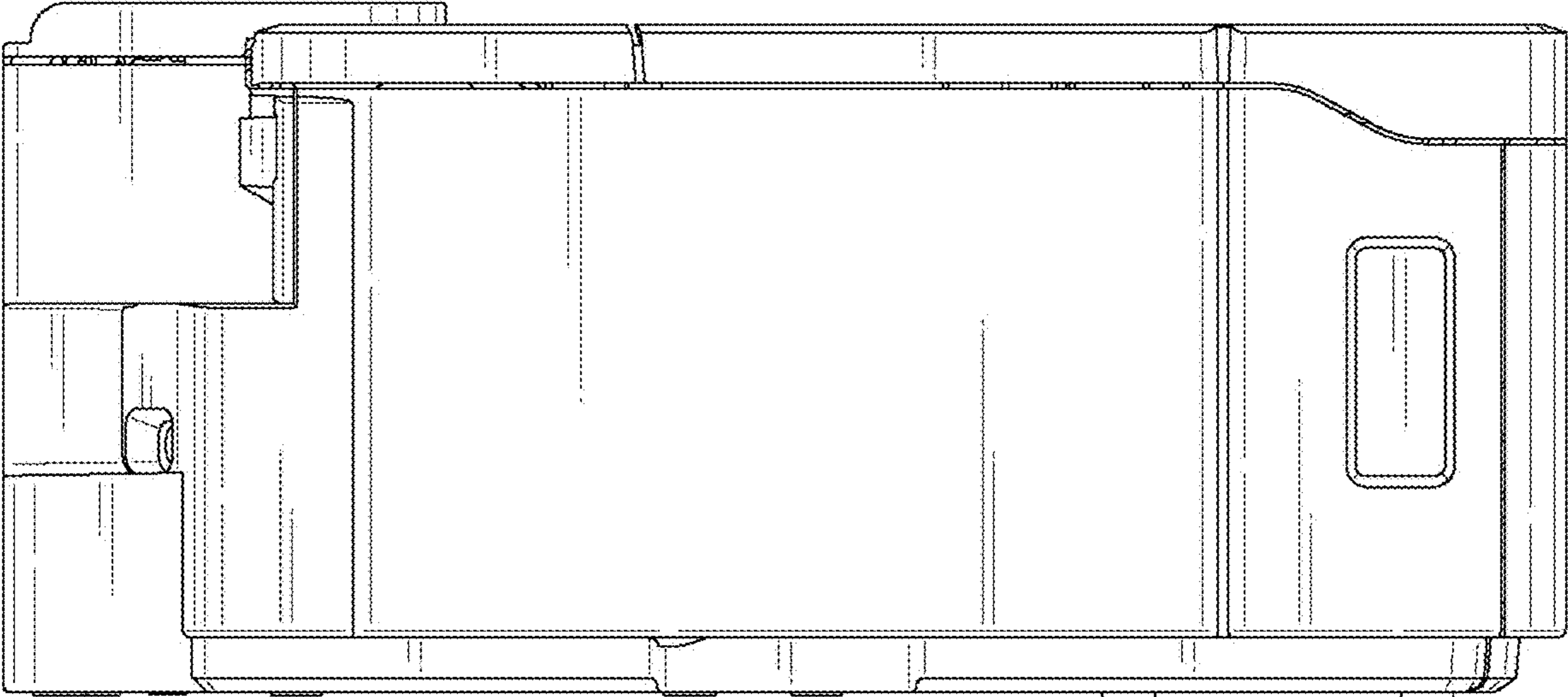
1.3



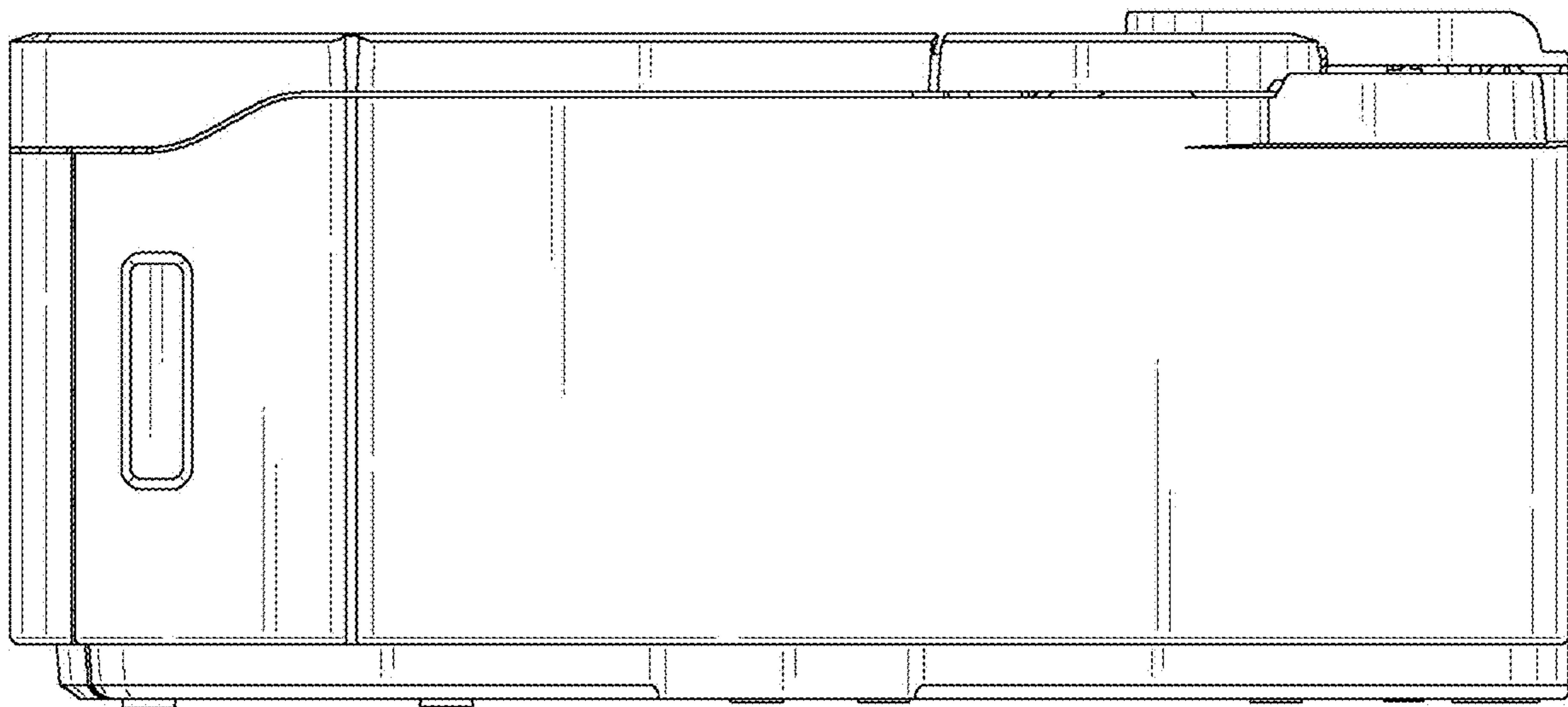
1.4



1.5



1.6



1.7

