



US00D942513S

(12) **United States Design Patent**
Lee et al.

(10) **Patent No.:** **US D942,513 S**
(45) **Date of Patent:** **** Feb. 1, 2022**

(54) **HOOD FOR CONSTRUCTION MACHINERY**

D844,676 S * 4/2019 Ulmefors D15/28
D844,677 S * 4/2019 Ulmefors D15/28
D878,641 S * 3/2020 Zabe D26/28

(71) Applicant: **Hyundai Construction Equipment Co., Ltd.**, Seoul (KR)

* cited by examiner

(72) Inventors: **Young Don Lee**, Ulsan (KR); **Byung Hyuk Chung**, Ulsan (KR); **Ho Ik Son**, Ulsan (KR)

Primary Examiner — Mark A Goodwin
(74) *Attorney, Agent, or Firm* — United One Law Group LLC; Kongsik Kim; Jhongwoo Peck

(73) Assignee: **Hyundai Construction Equipment Co., Ltd.**, Seoul (KR)

(57) **CLAIM**

(**) Term: **15 Years**

The ornamental design for a hood for construction machinery, as shown and described.

(21) Appl. No.: **29/738,128**

DESCRIPTION

(22) Filed: **Jun. 15, 2020**

(51) **LOC (13) Cl.** **15-03**

(52) **U.S. Cl.**

USPC **D15/28**

(58) **Field of Classification Search**

USPC D15/22–26, 28; D26/28–36;
362/475–468, 475–478, 485, 487;
D12/192, 98

CPC F21S 48/00; F21S 48/10; F21S 48/115;
F21S 48/225; F21S 48/1233; F21S
48/1266; F21S 48/1388; F21S 48/2268;
F21S 41/00; F21V 21/04

See application file for complete search history.

The patent or application file contains at least one drawing executed in color. Copies of this patent or patent application publication with color drawing(s) will be provided by the Office upon request and payment of the necessary fee.

FIG. 1 is a perspective view of a hood for construction machinery according to the present invention.

FIG. 2 is a front view of the hood for construction machinery of FIG. 1.

FIG. 3 is a rear view of the hood for construction machinery of FIG. 1.

FIG. 4 is a left side view of the hood for construction machinery of FIG. 1.

FIG. 5 is a right side view of the hood for construction machinery of FIG. 1.

FIG. 6 is a top view of the hood for construction machinery of FIG. 1; and,

FIG. 7 is a bottom view of the hood for construction machinery of FIG. 1.

The broken lines and the dot-dash broken lines form no part of the claimed design.

(56) **References Cited**

U.S. PATENT DOCUMENTS

D675,234 S * 1/2013 Kushita D15/31
D720,874 S * 1/2015 Jackson D26/28
D738,009 S * 9/2015 Gorsten Schuenemann .. D26/28
D742,939 S * 11/2015 Okuyama D15/28
D766,338 S * 9/2016 Kurokawa D15/31
D775,672 S * 1/2017 Okuyama D15/28

1 Claim, 7 Drawing Sheets
(3 of 7 Drawing Sheet(s) Filed in Color)

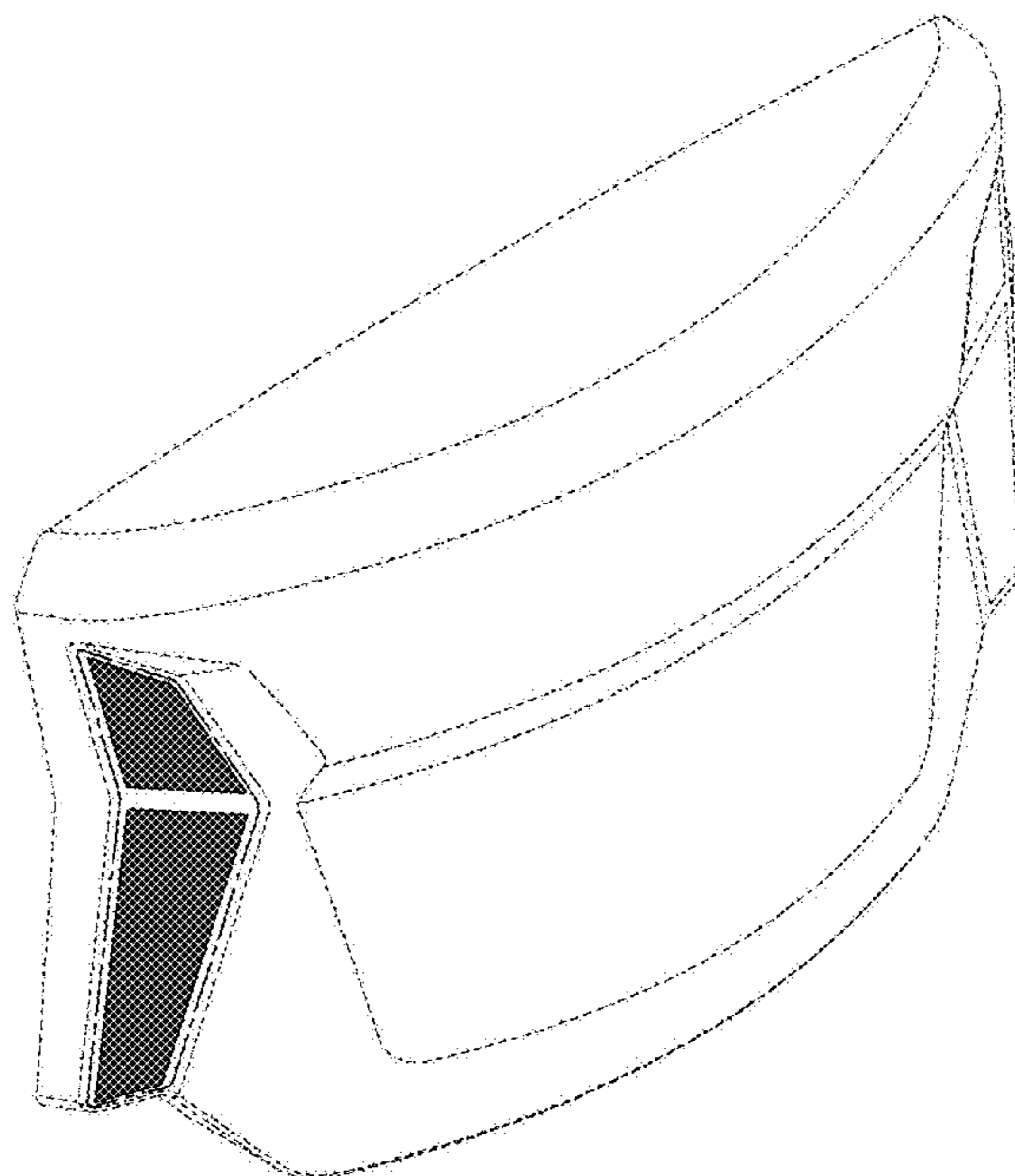


FIG. 1

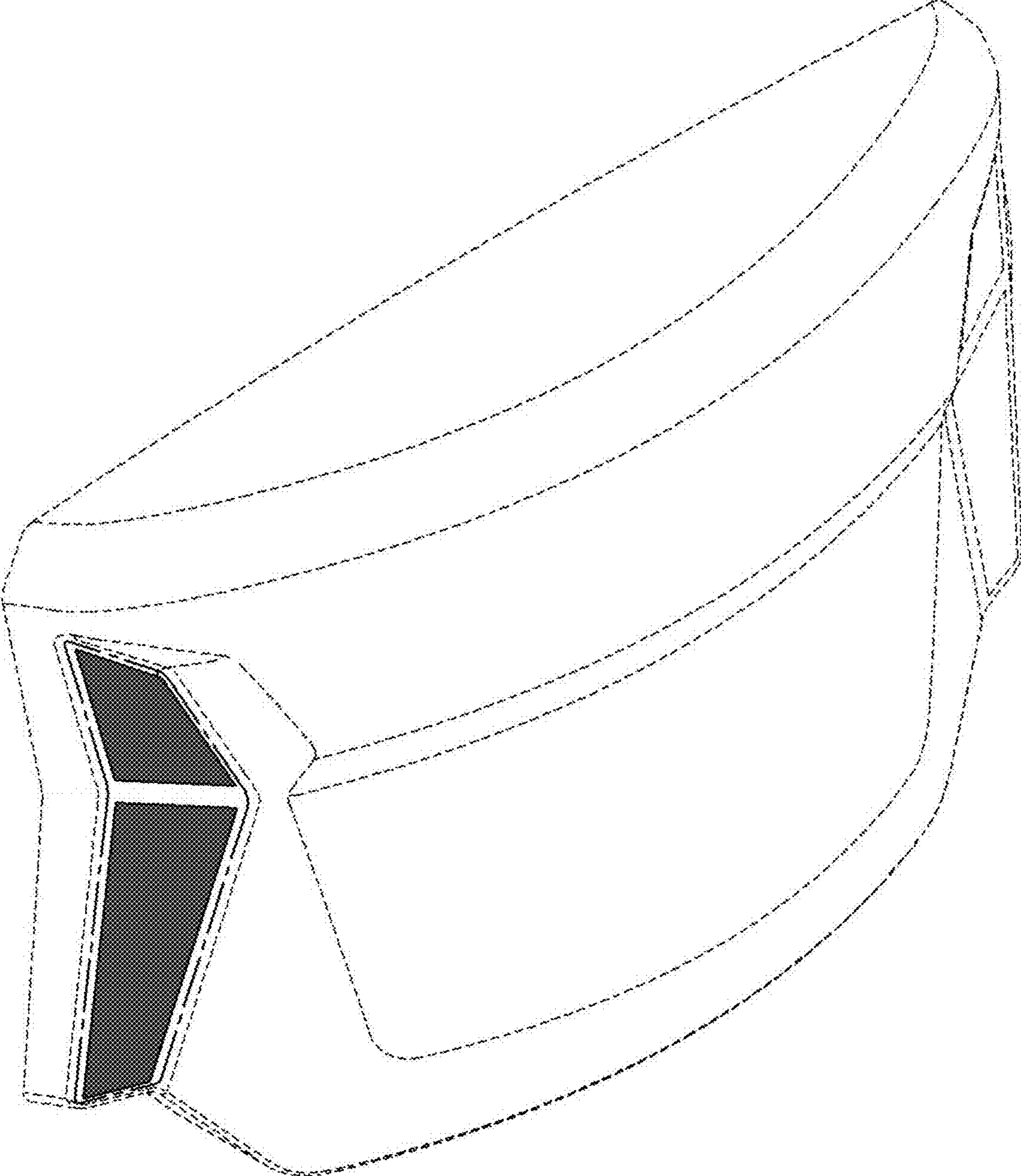


FIG. 2

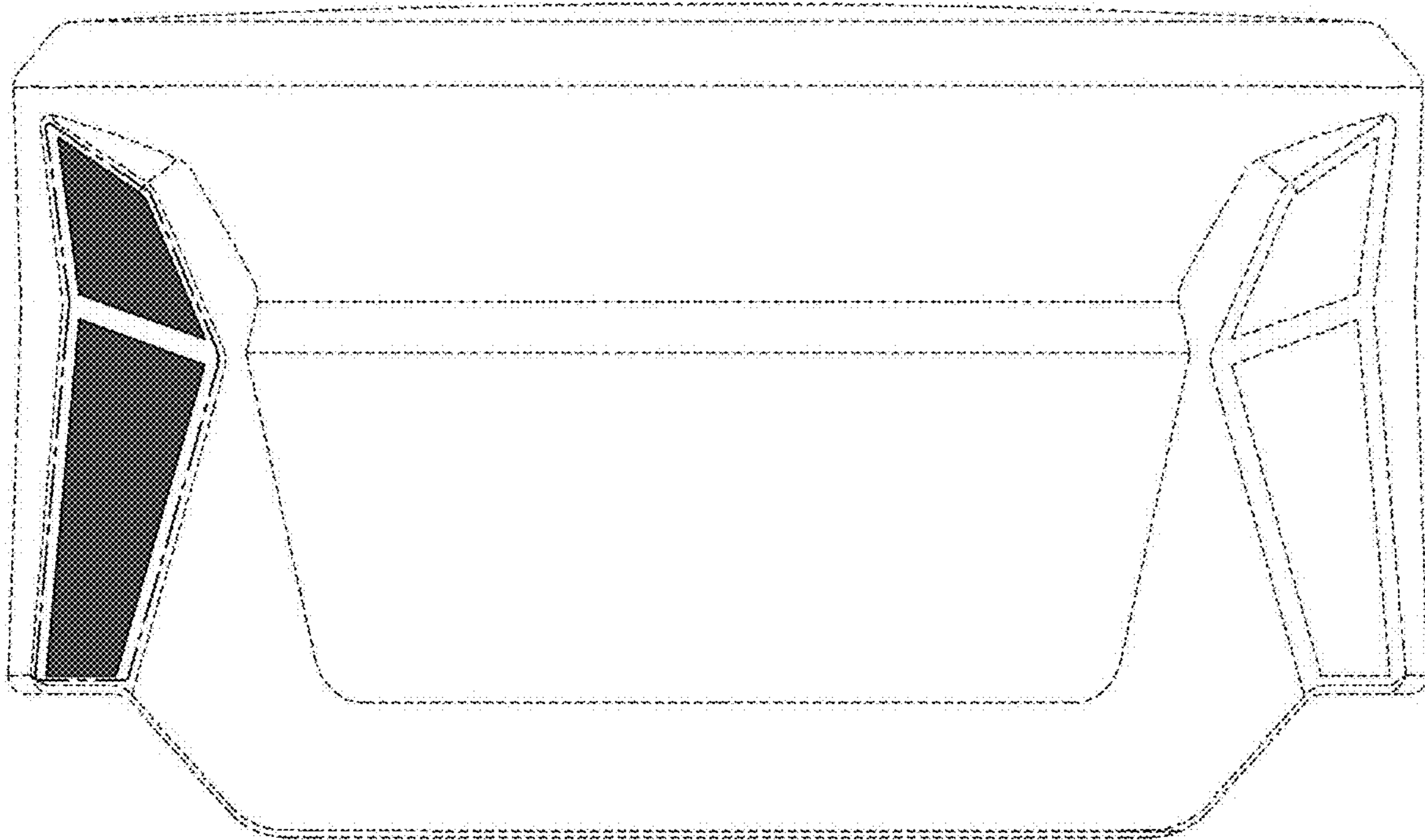


FIG. 3

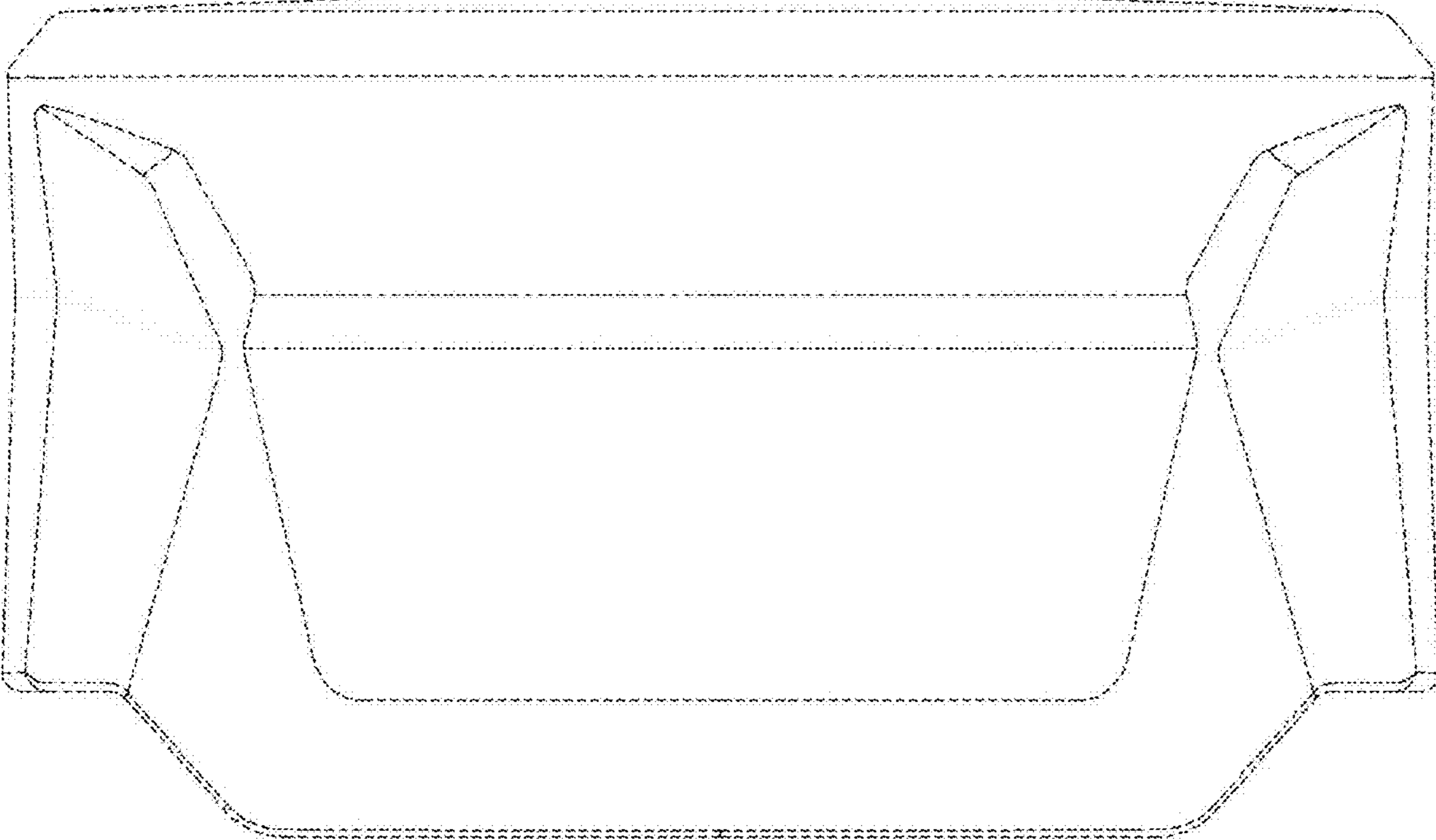


FIG. 4

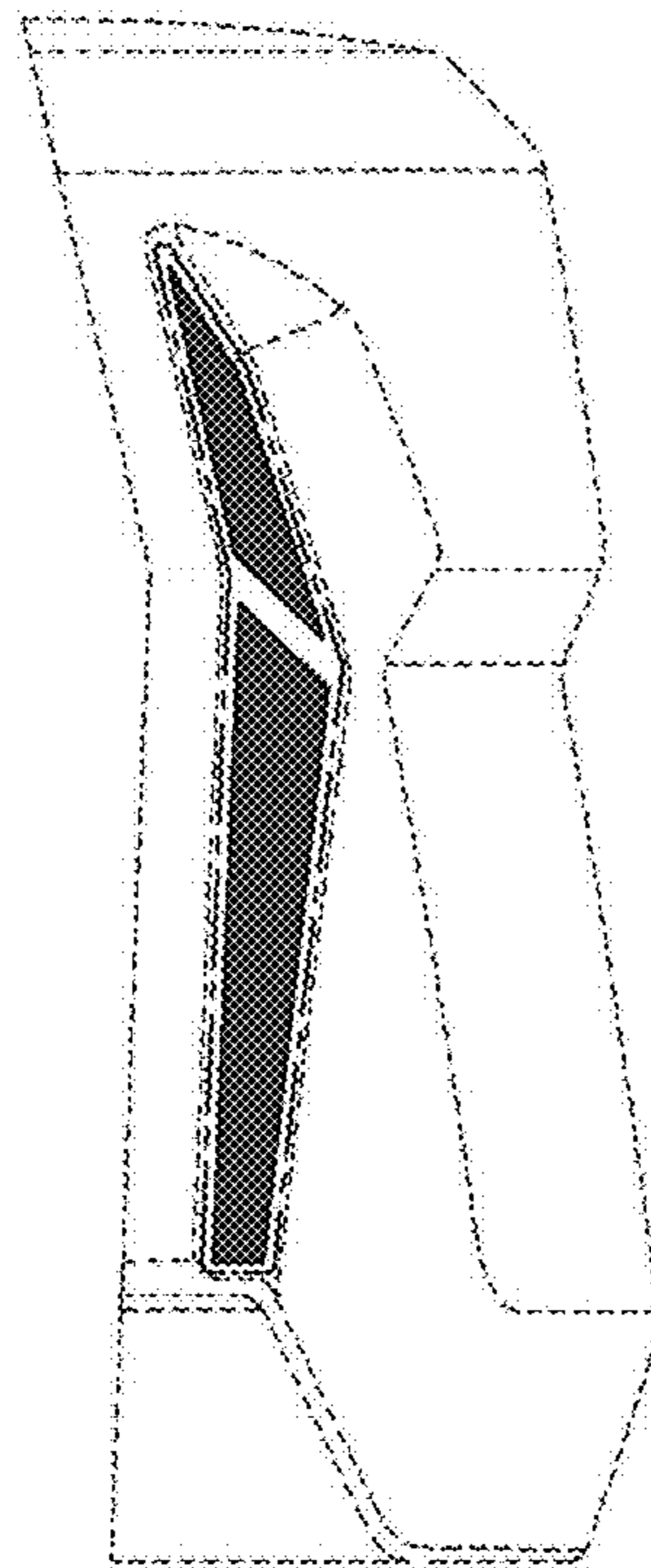


FIG. 5

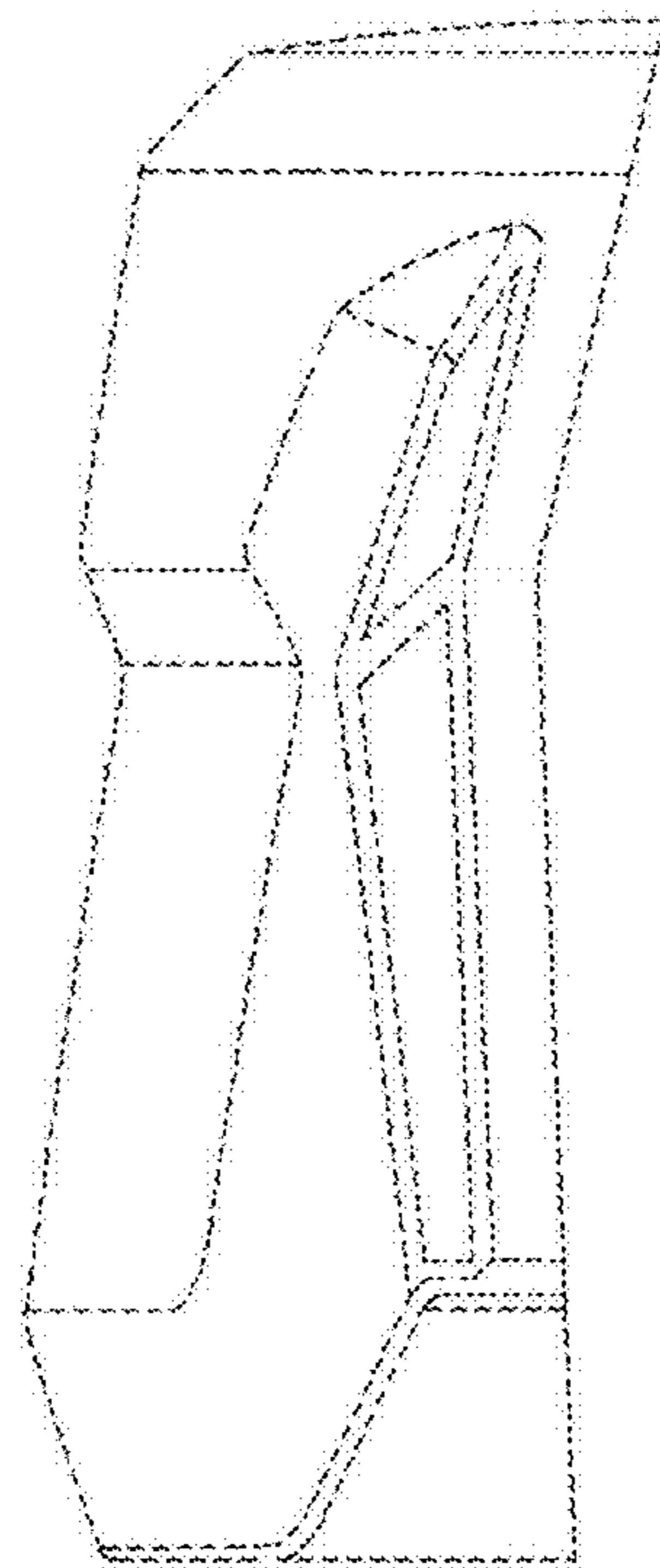


FIG. 6

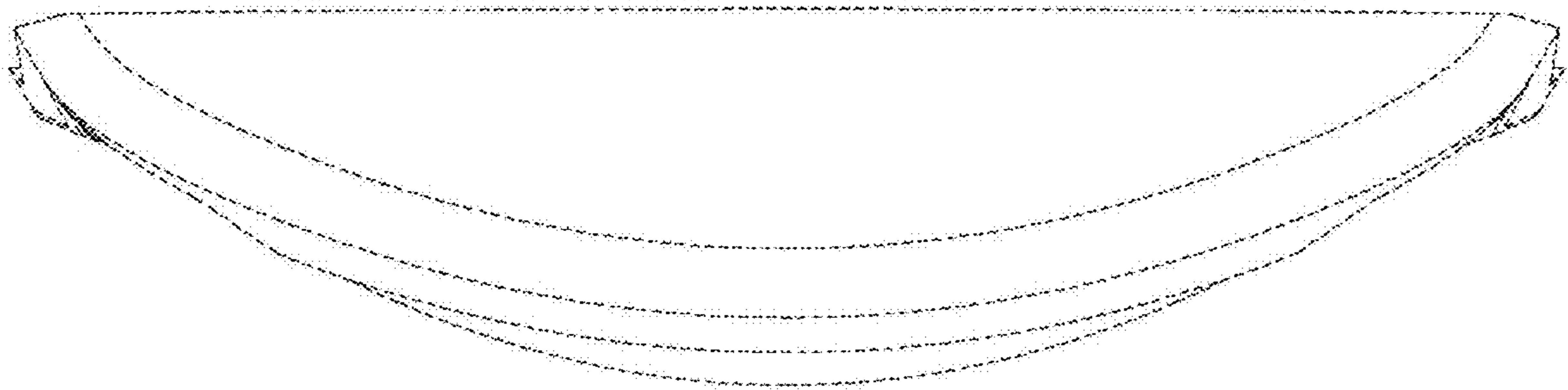


FIG. 7

