



US00D942466S

(12) **United States Design Patent** (10) **Patent No.:** **US D942,466 S**
Degens et al. (45) **Date of Patent:** **** Feb. 1, 2022**

(54) **DISPLAY SCREEN OR PORTION THEREOF WITH TRANSITIONAL GRAPHICAL USER INTERFACE**

Primary Examiner — Jack Reickel
(74) *Attorney, Agent, or Firm* — McAndrews, Held & Malloy, Ltd.

(71) Applicant: **Aristocrat Technologies Australia Pty Limited**, North Ryde (AU)

(57) **CLAIM**

The ornamental design for a display screen or portion thereof with transitional graphical user interface, as shown and described.

(72) Inventors: **Erika Degens**, Epping (AU); **Dinh Toan Tran**, Wetherill Park (AU); **Nicholas O’Sullivan**, Beacon Hill (AU); **Hanson Santoso**, Sydney (AU)

DESCRIPTION

(73) Assignee: **ARISTOCRAT TECHNOLOGIES AUSTRALIA PTY LIMITED**

This application incorporates by reference the following application in its entirety: U.S. patent application Ser. No. 29/698,824, filed Jul. 19, 2019. All disclosure and subject matter, including all figures, of the ’824 application are specifically incorporated by reference in this application as if set forth fully herein.

(**) Term: **15 Years**

(21) Appl. No.: **29/709,006**

FIG. 1 is a front view of the first image in a sequence of a display screen or portion thereof with transitional graphical user interface showing our new design according to a first embodiment;

(22) Filed: **Oct. 10, 2019**

(51) **LOC (13) Cl.** **14-04**

FIG. 2 is the second image thereof;

(52) **U.S. Cl.**

USPC **D14/485**

FIG. 3 is the third image thereof;

(58) **Field of Classification Search**

USPC D14/485–495

FIG. 4 is the fourth image thereof;

(Continued)

FIG. 5 is the fifth image thereof;

(56) **References Cited**

FIG. 6 is a front view of the first image in a sequence of a display screen or portion thereof with transitional graphical user interface showing our new design according to a second embodiment;

U.S. PATENT DOCUMENTS

6,544,120 B2 4/2003 Ainsworth
D519,515 S * 4/2006 Mugura D14/485

(Continued)

FIG. 7 is the second image thereof;

FIG. 8 is the third image thereof;

FIG. 9 is the fourth image thereof;

FIG. 10 is the fifth image thereof;

FOREIGN PATENT DOCUMENTS

AU 2015230804 1/2019

OTHER PUBLICATIONS

“Best New Slots of Jan. 2019” Feb. 13, 2019, YouTube, site visited Sep. 14, 2021: <https://www.youtube.com/watch?v=EFrLd7Eta7M> (Year: 2019).*

(Continued)

FIG. 11 is a front view of the first image in a sequence of a display screen or portion thereof with transitional graphical user interface showing our new design according to a third embodiment;

FIG. 12 is the second image thereof;

FIG. 13 is the third image thereof;

FIG. 14 is the fourth image thereof;

FIG. 15 is the fifth image thereof;

FIG. 16 is the sixth image thereof;

FIG. 17 is the seventh image thereof;

(Continued)

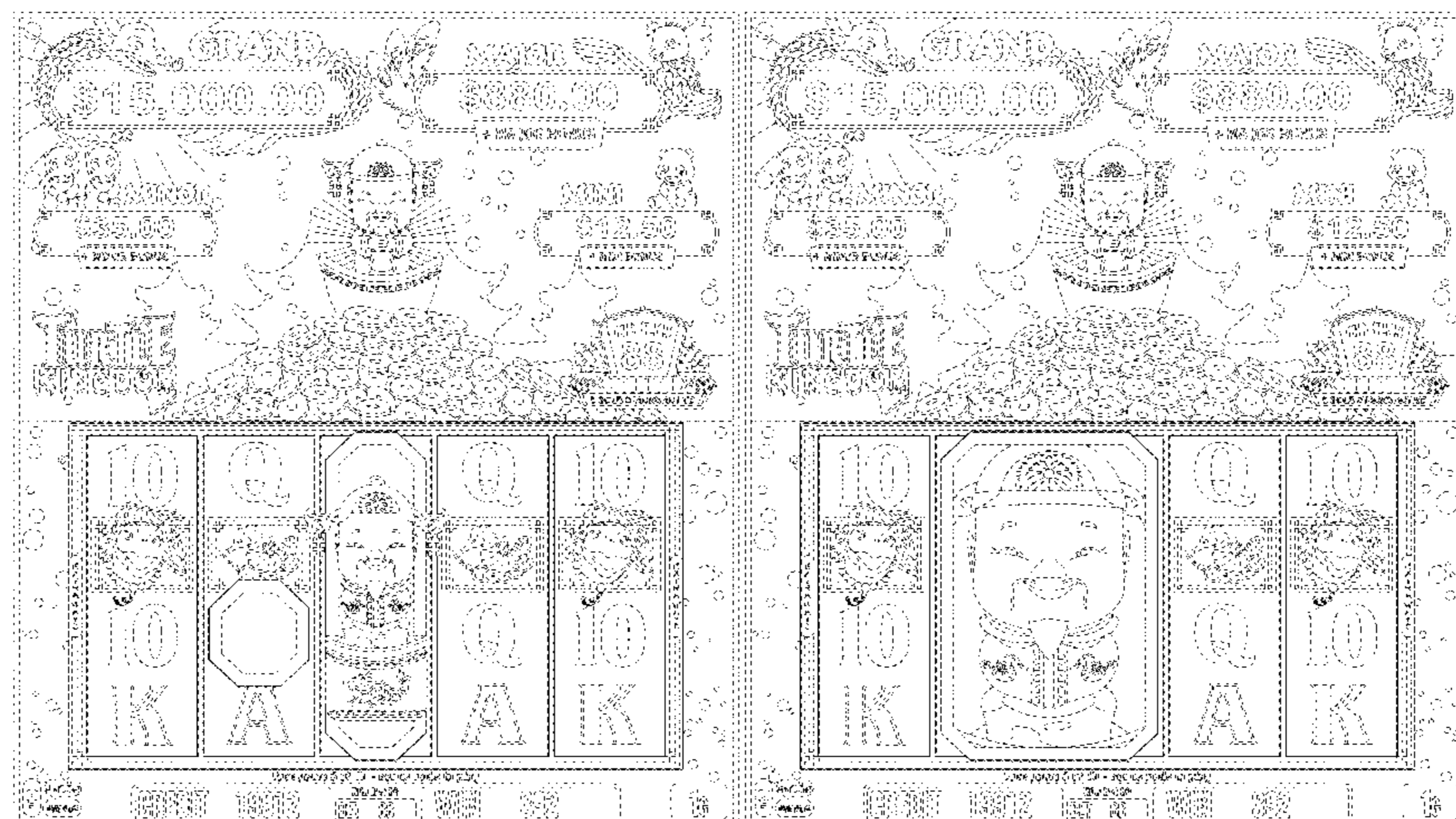


FIG. 18 is the eighth image thereof;
 FIG. 19 is the ninth image thereof;
 FIG. 20 is the tenth image thereof;
 FIG. 21 is a front view of the first image in a sequence of a display screen or portion thereof with transitional graphical user interface showing our new design according to a fourth embodiment;
 FIG. 22 is the second image thereof;
 FIG. 23 is the third image thereof;
 FIG. 24 is the fourth image thereof; and,
 FIG. 25 is the fifth image thereof.
 The dashed broken line perimeter in the drawings illustrates a display screen or portion thereof and forms no part of the claimed design. The remaining dashed broken lines in the drawings illustrate portions of the graphical user interface that form no part of the claimed design.
 The appearance of the transitional image sequentially transitions between the images shown in FIGS. 1-5, 6-10, 11-20, and 21-25, respectively. The process or period in which one image transitions to another image forms no part of the claimed design.

1 Claim, 25 Drawing Sheets

(58) **Field of Classification Search**

CPC G06F 3/048; G06F 3/0481; G06F 3/04817;
 G06F 3/0482; G06F 3/0483; G06F
 3/04842; G06F 3/0485; G06F 3/04855;
 G06F 3/0486; G06F 3/0488; G06F
 3/04886; G06F 9/4443; G06F 17/211;
 G06F 17/212

See application file for complete search history.

(56) **References Cited**

U.S. PATENT DOCUMENTS

D588,153 S * 3/2009 Okada D14/488
 D622,283 S * 8/2010 Van Os D14/486
 D664,992 S * 8/2012 Pizzutelli D14/492

D689,890 S * 9/2013 Fong D14/486
 8,795,059 B2 8/2014 Aoki et al.
 8,832,598 B2 * 9/2014 Hirata G06F 3/04815
 715/836
 D748,669 S 2/2016 Vonshak
 D760,275 S * 6/2016 Zhang D14/488
 D764,523 S 8/2016 Suki
 D765,709 S * 9/2016 Gagnier D14/486
 D772,242 S * 11/2016 Weskamp D14/485
 D772,272 S * 11/2016 Lee D14/486
 D772,920 S * 11/2016 Bauer D14/487
 D776,694 S * 1/2017 Kim D14/486
 D790,567 S * 6/2017 Su D14/486
 D793,409 S * 8/2017 Berman D14/486
 D813,881 S * 3/2018 Davis D14/485
 D822,051 S * 7/2018 Omata D14/486
 D839,305 S 1/2019 Hawkins
 D839,899 S * 2/2019 Suslik D14/486
 D841,048 S * 2/2019 Penacho G07F 17/3267
 D14/488
 D842,327 S * 3/2019 Suslik D14/486
 D844,019 S * 3/2019 Keys D14/486
 D846,586 S * 4/2019 Kim D14/487
 D858,557 S 9/2019 Penacho
 D874,519 S * 2/2020 Samuels D14/492
 D892,837 S 8/2020 Quick
 2014/0162754 A1 * 6/2014 Tylman G07F 17/3209
 463/20
 2015/0018070 A1 1/2015 Meyer
 2015/0229987 A1 * 8/2015 Kim H04N 21/8173
 725/34
 2016/0093147 A1 * 3/2016 Penacho G07F 17/3213
 463/20
 2017/0301177 A1 10/2017 Pawloski
 2019/0073858 A1 * 3/2019 Penacho G07F 17/3213

OTHER PUBLICATIONS

“Friday take off! Matching all subs while playing high stakes volatile machines!!” May 24, 2019, YouTube, site visited Sep. 14, 2021: <https://www.youtube.com/watch?v=i4r2NibWqFw> (Year: 2019).*
 “Gems Gems Gems slot machine, DBG” Dec. 3, 2015, YouTube, site visited Sep. 14, 2021: <https://www.youtube.com/watch?v=W9wqUnubTBY> (Year: 2015).*

* cited by examiner




FIG. 1




FIG. 2




FIG. 3




FIG. 4




FIG. 5




FIG. 6




FIG. 7




FIG. 8




FIG. 9




FIG. 10




FIG. 11




FIG. 12




FIG. 13




FIG. 14




FIG. 15




FIG. 16




FIG. 17

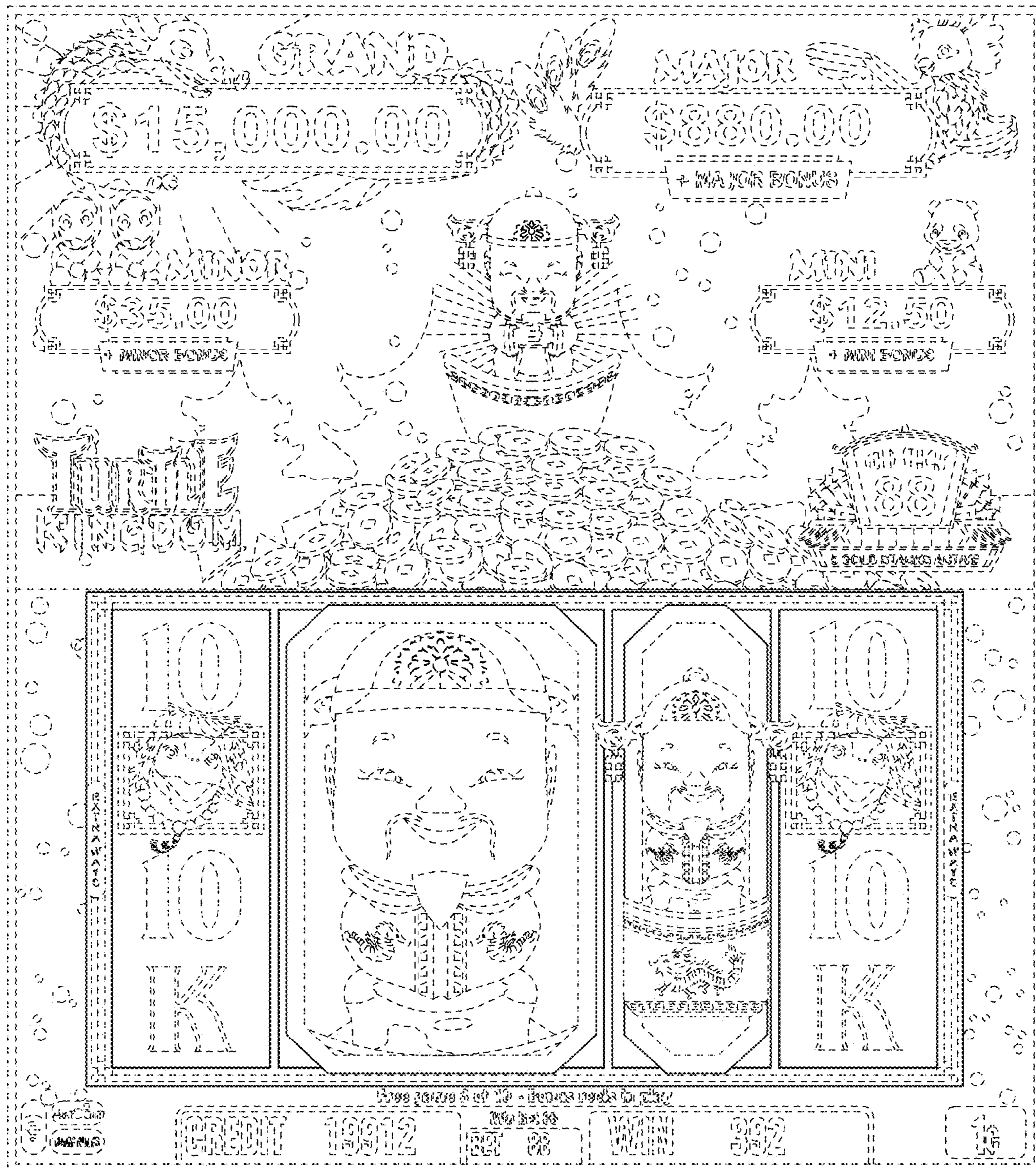


FIG. 18




FIG. 19




FIG. 20




FIG. 21




FIG. 22




FIG. 23




FIG. 24




FIG. 25