



US00D942465S

(12) **United States Design Patent**
Hu

(10) **Patent No.:** **US D942,465 S**

(45) **Date of Patent:** **** Feb. 1, 2022**

(54) **MOUSE PAD**

D836,937 S 1/2019 Sullins
D864,212 S 10/2019 Qiu
D865,774 S 11/2019 Li

(71) Applicant: **Yajun Hu**, El Dorado Hills, CA (US)

(72) Inventor: **Yajun Hu**, El Dorado Hills, CA (US)

(73) Assignee: **Yajun Hu, EUREKA LLC**, El Dorado Hills, CA (US)

(**) Term: **15 Years**

(21) Appl. No.: **29/735,064**

(22) Filed: **May 18, 2020**

(51) **LOC (13) Cl.** **14-99**

(52) **U.S. Cl.**

USPC **D14/458**; D14/457

(58) **Field of Classification Search**

USPC D14/458, 392, 455, 457, 459, 460, 461,
D14/250, 251, 258, 299, 344, 347, 432,
D14/440, 447, 451

CPC G06F 3/0395; A47B 2021/0307; A47B
2021/0321; A47B 2021/0378; A47B
21/00; A47B 21/0371; A47C 11/00; B32B
5/22

See application file for complete search history.

(56) **References Cited**

U.S. PATENT DOCUMENTS

D589,966 S 4/2009 Zuckerman
D742,388 S 11/2015 Lo
D778,281 S * 2/2017 Rodrigues D14/392
D802,599 S 11/2017 Magargee et al.
D820,269 S 6/2018 Peterson
D822,676 S 7/2018 Nicholas et al.

OTHER PUBLICATIONS

“excovip RED Scorpion—5mm Extra Extended Gaming Mouse Pad . . .”, first available May 1, 2016, amazon.com, [online], [site visited Nov. 18, 2021], Available from internet URL: <https://www.amazon.com/RED-SCORPION-excovip-Extended-Tracking/dp/B00FIZWKXW> (Year: 2016).*

“Marvo MG010 L-Size Gaming Mousepad”, available in marvo-tech.com, announced Year 2018 [online], [site visited Nov. 18, 2021], internet URL: <https://www.marvo-tech.com/products/mg010-l-size-gaming-mousepad> (Year: 2018).*

* cited by examiner

Primary Examiner — Christian P. McLean
Assistant Examiner — Kourosh Taie-Tehrani

(57) **CLAIM**

The ornamental design for a mouse pad, as shown and described.

DESCRIPTION

FIG. 1 is a perspective view of a mouse pad, showing my new design;

FIG. 2 is a front view thereof;

FIG. 3 is a bottom view thereof;

FIG. 4 is a top view thereof;

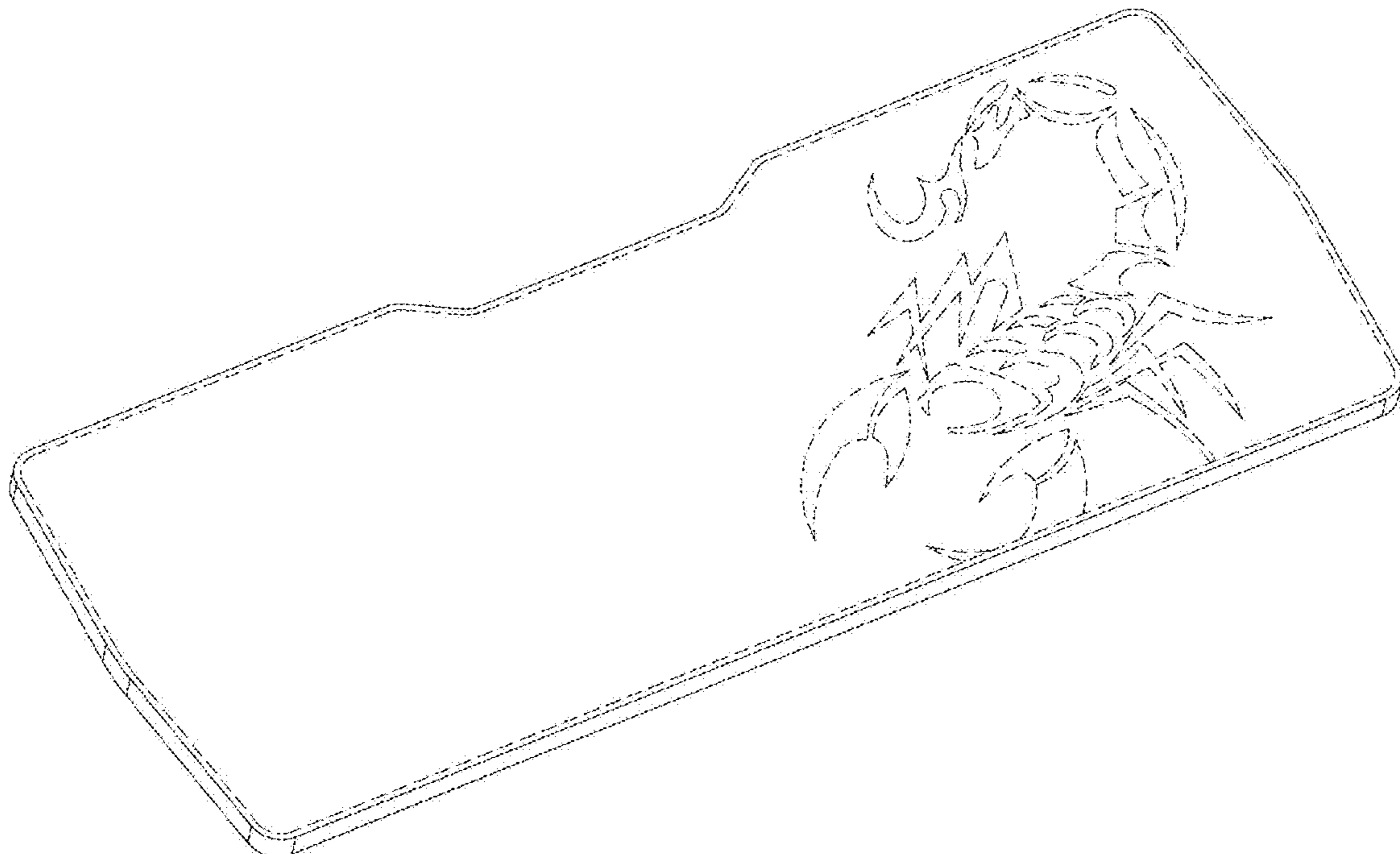
FIG. 5 is a rear side view thereof;

FIG. 6 is a left side view thereof; and,

FIG. 7 is a right side view thereof.

The dashed lines in the drawings form part of the claimed design.

1 Claim, 7 Drawing Sheets



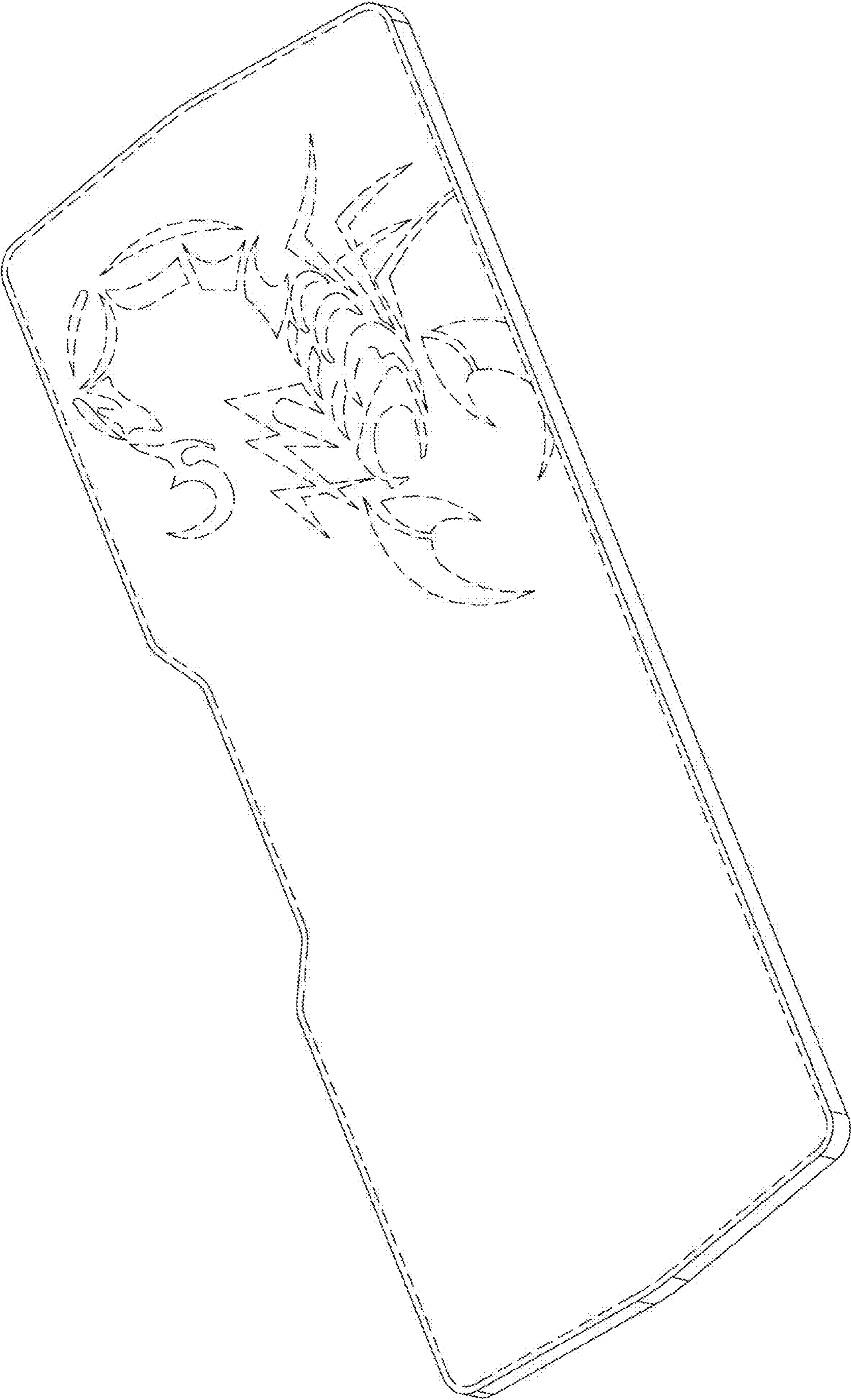


FIG.1




FIG.2

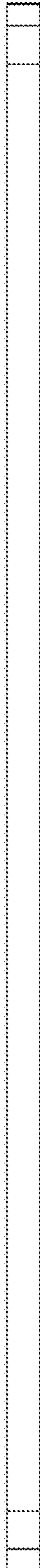


FIG.3

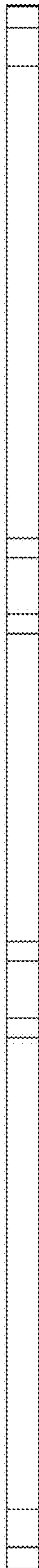


FIG.4




FIG.5



FIG.6

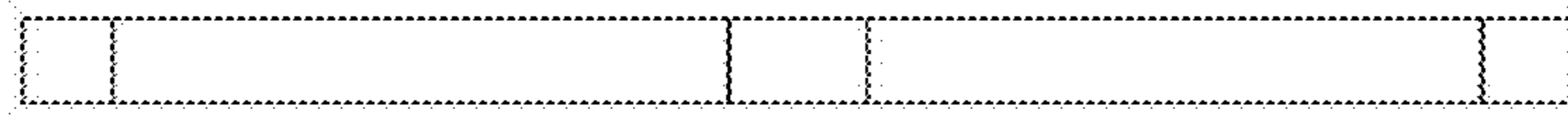


FIG.7