



US00D942386S

(12) **United States Design Patent**
Chen

(10) **Patent No.:** **US D942,386 S**

(45) **Date of Patent:** **** Feb. 1, 2022**

- (54) **EARPHONE CHARGING CASE**
- (71) Applicant: **Yongsheng Duan**, Shenzhen (CN)
- (72) Inventor: **Hongxia Chen**, Shenzhen (CN)
- (73) Assignee: **Yongsheng Duan**, Shenzhen (CN)
- (**) Term: **15 Years**

(21) Appl. No.: **29/769,692**

(22) Filed: **Feb. 7, 2021**

(30) **Foreign Application Priority Data**

Dec. 29, 2020 (CN) 202030814494.3

(51) **LOC (13) Cl.** **13-02**

(52) **U.S. Cl.**
USPC **D13/108; D3/294**

(58) **Field of Classification Search**
USPC D13/103, 107-110, 112, 118, 119, 120,
D13/122, 146, 184, 199; D14/205, 434;
D3/294

CPC Y02E 60/12; H02J 7/025; H02J 7/0042;
H02J 7/0044; H02J 7/0045; H02J 7/0003;
H02J 7/0027; H02J 7/0013; H02J 7/0054;
H02J 7/00; H02J 2001/008; H02J 3/32;
H02J 3/008; H01F 38/14; H01R 13/6675;
H01M 2/1022; H01M 2/1055; H01M
10/44; H01M 10/46; H01M 10/425; B60L
11/182; B60L 11/1809; B60L 11/1861;
B60R 16/03

See application file for complete search history.

(56) **References Cited**

U.S. PATENT DOCUMENTS

- D772,572 S * 11/2016 Palmborg D3/294
- D806,388 S * 1/2018 Akana D3/294
- D818,268 S * 5/2018 Akana D3/294

- D841,580 S * 2/2019 Bao D13/108
- D843,937 S * 3/2019 Xiao D13/108
- D864,110 S * 10/2019 Yoshimura D13/108
- D873,217 S * 1/2020 Zhang D13/108
- D878,048 S * 3/2020 Wang D3/294
- D881,810 S * 4/2020 Zhang D13/108
- D882,259 S * 4/2020 Liu D3/269
- D882,262 S * 4/2020 Zhang D3/294
- D886,453 S * 6/2020 Wright D3/294
- D886,454 S * 6/2020 Williamson D3/294
- D886,455 S * 6/2020 Williamson D3/294
- D887,351 S * 6/2020 Bonahoom D13/108
- D888,664 S * 6/2020 Ma D13/108
- D890,091 S * 7/2020 Cramer D13/108
- D893,184 S * 8/2020 Liu D3/294
- D893,185 S * 8/2020 Liu D3/294
- D901,382 S * 11/2020 Zhang D13/108
- D902,589 S * 11/2020 Li D3/295
- D906,238 S * 12/2020 Zhang D13/108

(Continued)

Primary Examiner — Christy Nemeth

(57) **CLAIM**

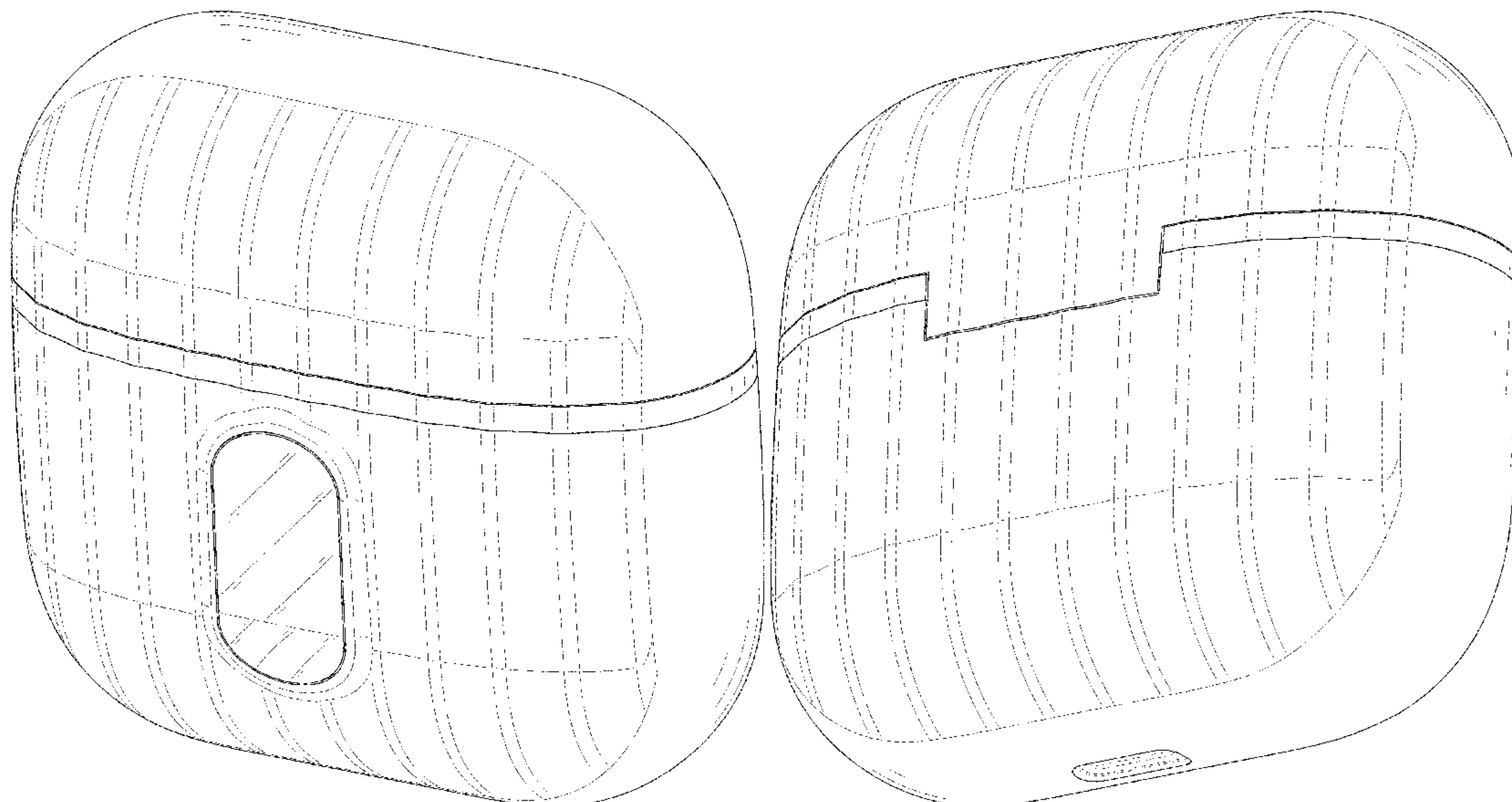
The ornamental design for an earphone charging case, as shown and described.

DESCRIPTION

FIG. 1 is a perspective view of an earphone charging case showing my new design;
 FIG. 2 is another perspective view thereof;
 FIG. 3 is a front elevational view thereof;
 FIG. 4 is a rear elevational view thereof;
 FIG. 5 is a left side elevational view thereof;
 FIG. 6 is a right side elevational view thereof;
 FIG. 7 is a top plan view thereof;
 FIG. 8 is a bottom plan view thereof; and,
 FIG. 9 is a perspective view of the earphone charging case, shown in an open configuration.

The broken lines in the drawings depict portions of the earphone charging case that form no part of the claimed design.

1 Claim, 9 Drawing Sheets



(56)

References Cited

U.S. PATENT DOCUMENTS

D908,084 S * 1/2021 He D13/108
 D908,617 S * 1/2021 Briggs D13/108
 D911,028 S * 2/2021 Lee D3/294
 D911,274 S * 2/2021 Ding D13/108
 D912,622 S * 3/2021 Zhou D13/108
 D913,223 S * 3/2021 Li D13/108
 D917,389 S * 4/2021 Ye D13/108
 D918,138 S * 5/2021 Ma D13/108
 D919,293 S * 5/2021 Fang D3/295
 D919,294 S * 5/2021 Fang D3/295
 D919,565 S * 5/2021 Liu D13/108
 D920,235 S * 5/2021 Liu D13/108
 D922,315 S * 6/2021 Zhang D13/108
 D922,946 S * 6/2021 Chen D13/108
 D924,798 S * 7/2021 Ando D13/108
 D925,445 S * 7/2021 Bennett D13/108

D927,417 S * 8/2021 Sretovic D13/108
 D930,361 S * 9/2021 Jacobs D3/294
 D931,206 S * 9/2021 Briggs D13/108
 D931,212 S * 9/2021 Briggs D13/108
 D931,221 S * 9/2021 Hong D13/138.1
 D932,427 S * 10/2021 Schoeck D13/108
 D932,472 S * 10/2021 Wang D14/223
 D933,004 S * 10/2021 Li D13/108
 D933,006 S * 10/2021 Zhao D13/108
 D933,595 S * 10/2021 Geng D13/108
 D933,601 S * 10/2021 Yoneyama D13/108
 D933,602 S * 10/2021 Zhang D13/108
 D935,772 S * 11/2021 Chen D3/294
 D936,040 S * 11/2021 Zhao D14/223
 D936,358 S * 11/2021 Lu D3/273
 D936,579 S * 11/2021 Wang D13/108
 2008/0090622 A1 * 4/2008 Kim H04R 1/1091
 455/573
 2020/0084532 A1 * 3/2020 Lo H02J 7/342

* cited by examiner

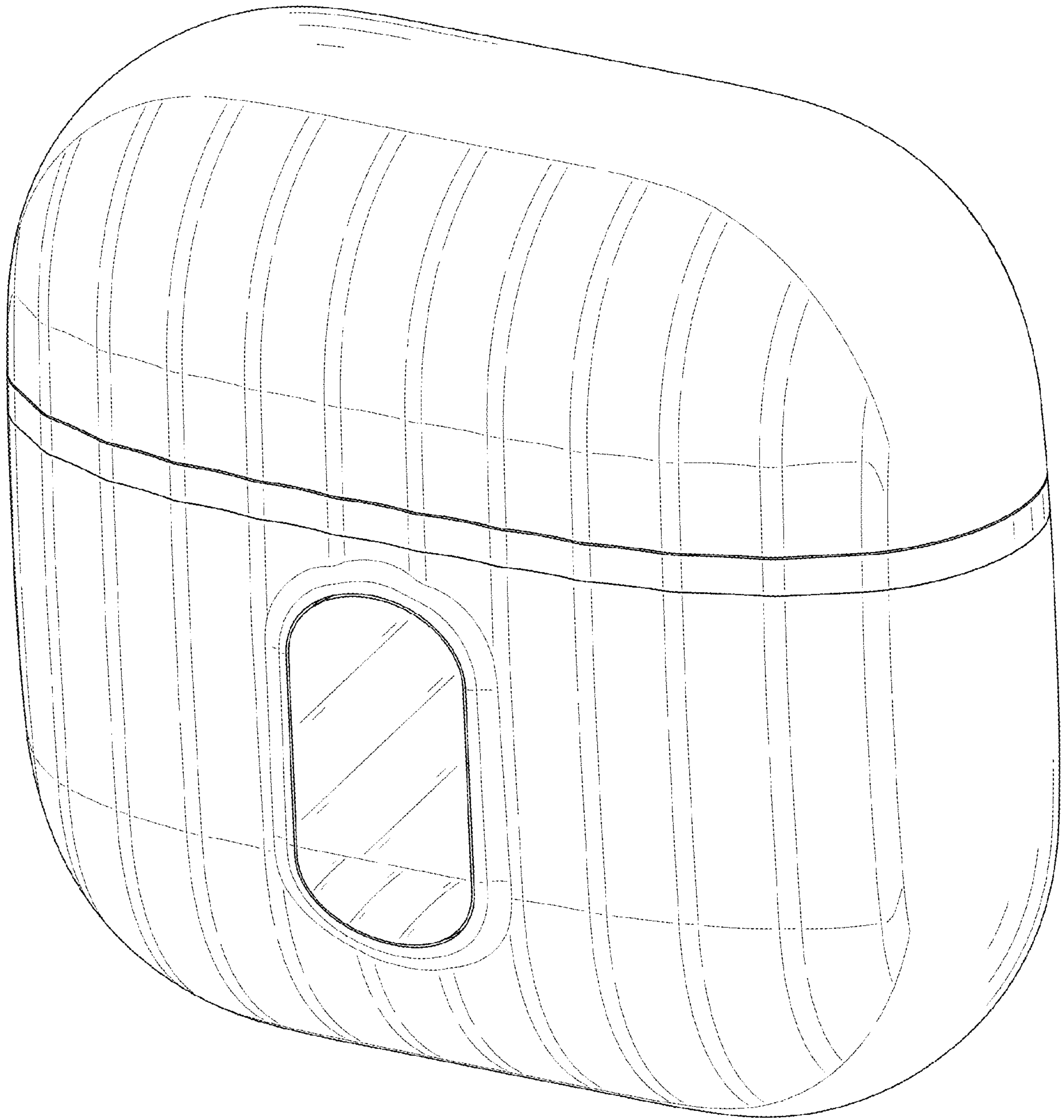


FIG. 1

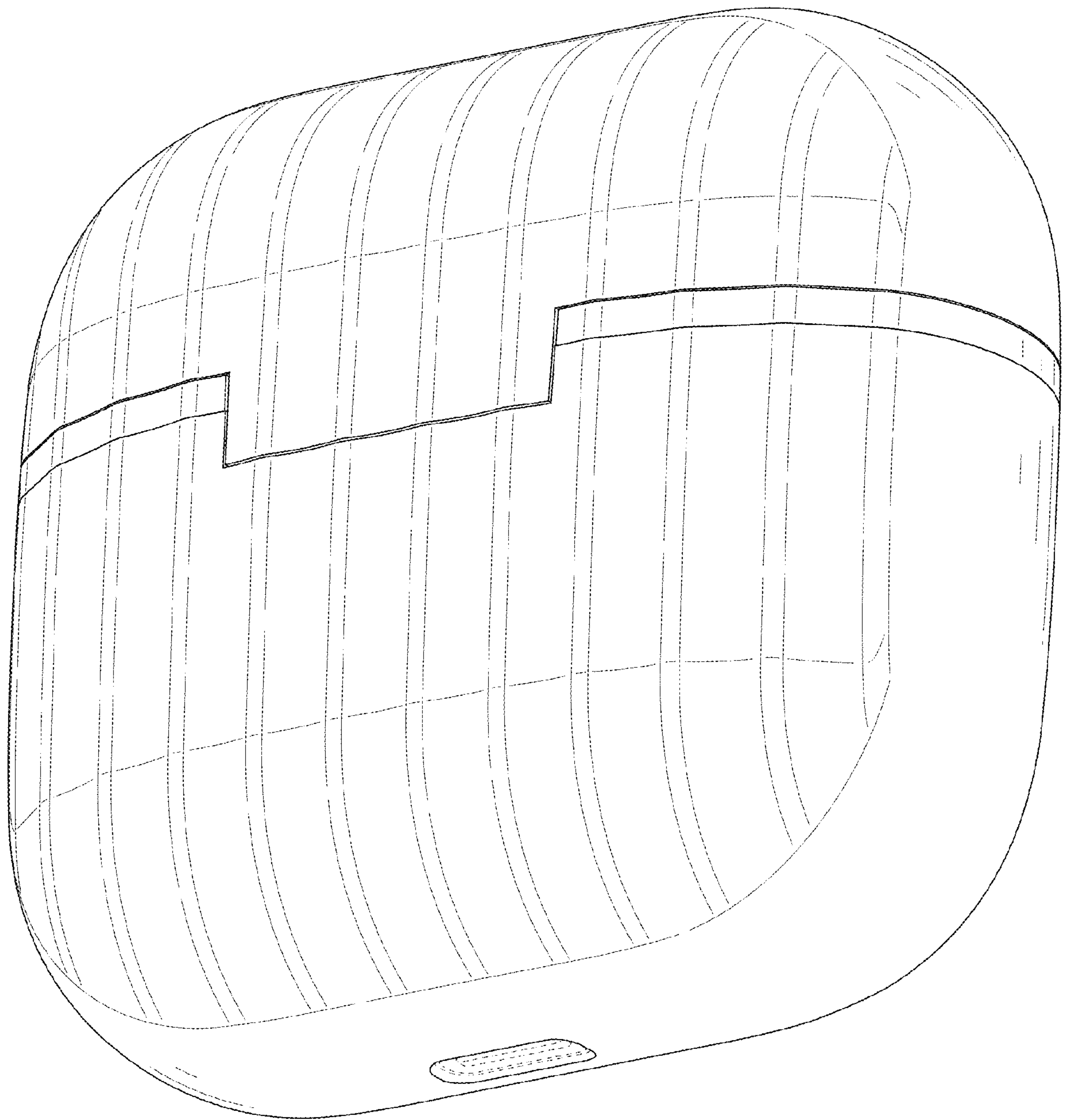


FIG. 2

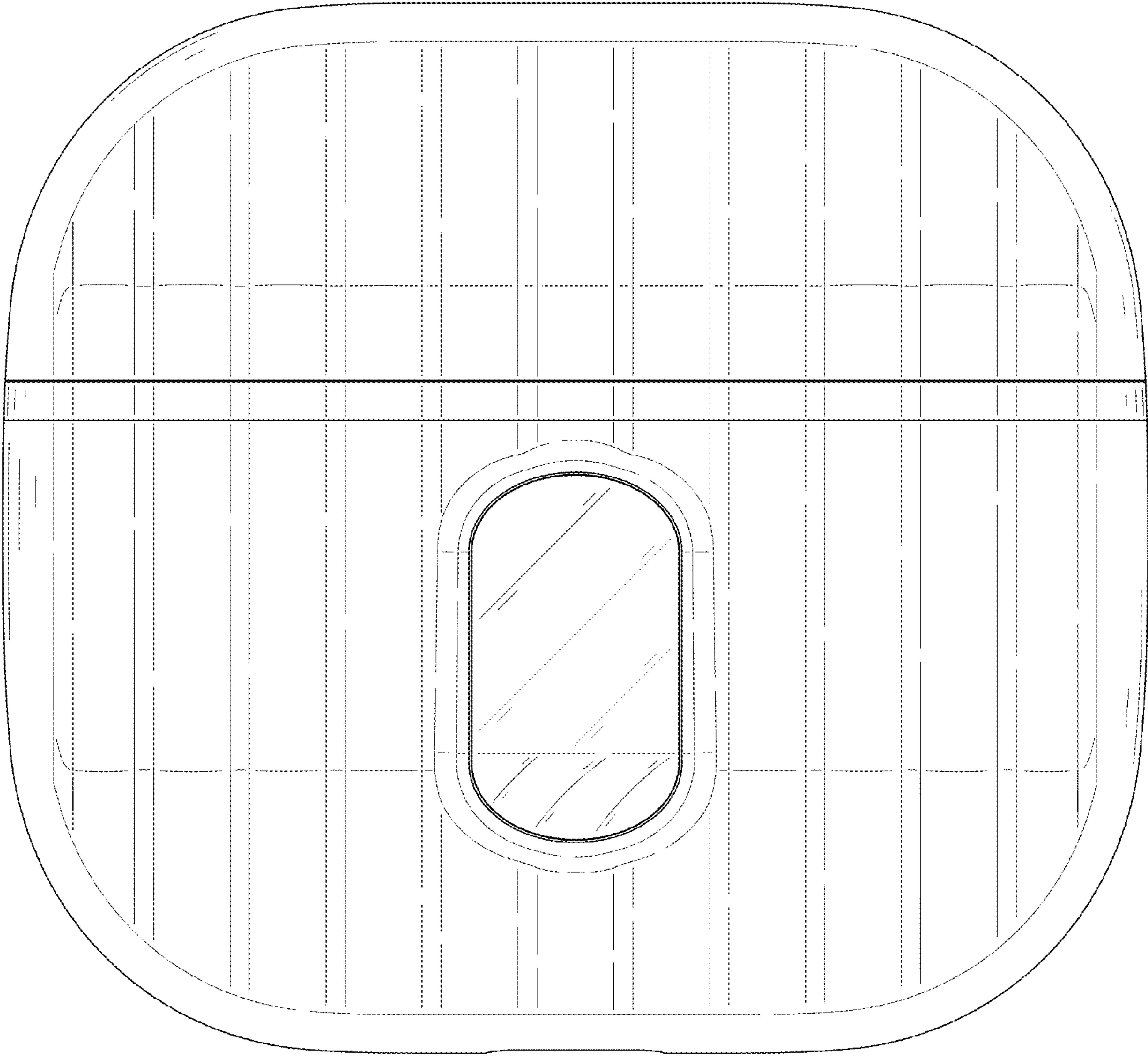


FIG. 3

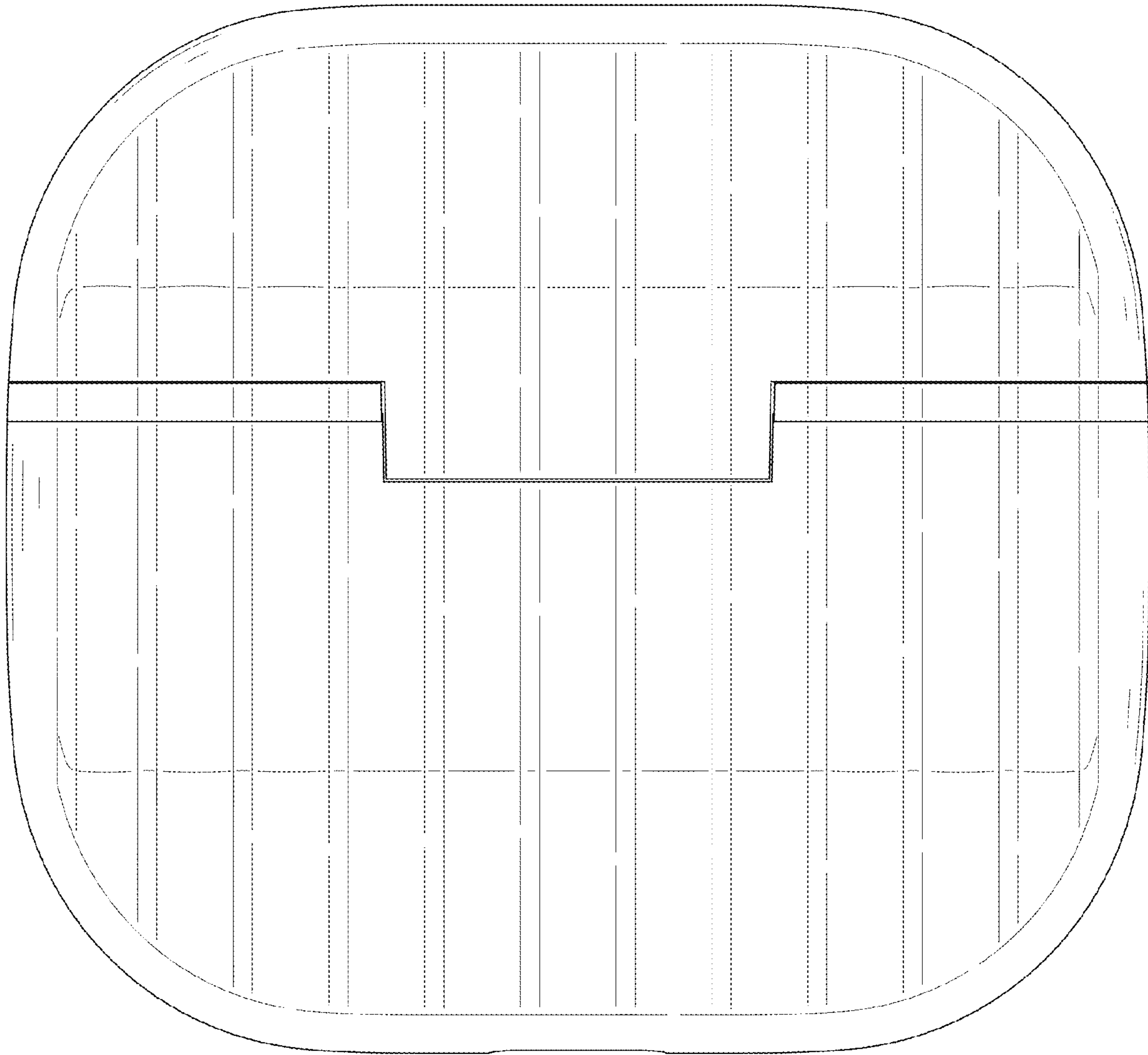


FIG. 4

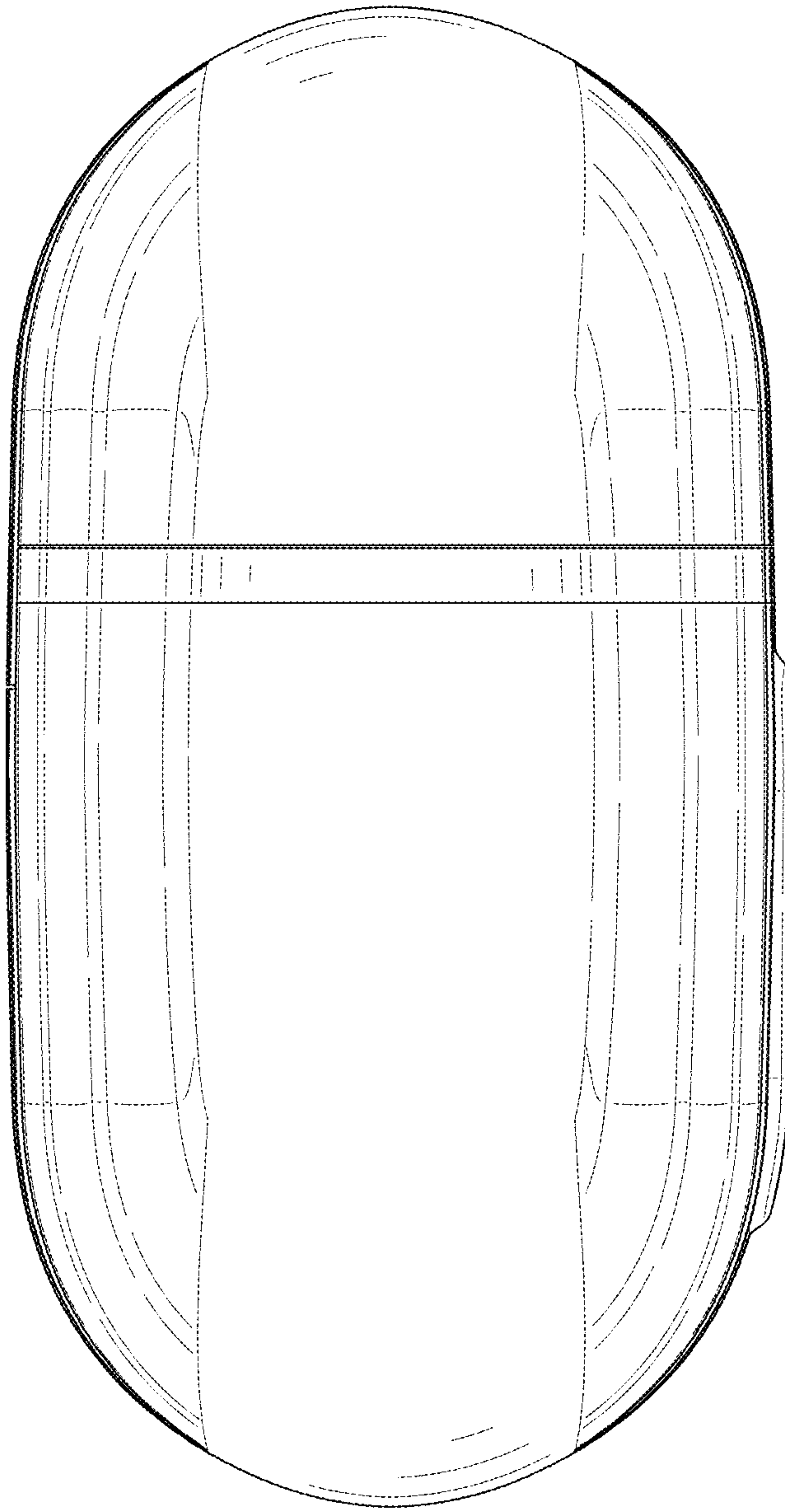


FIG. 5

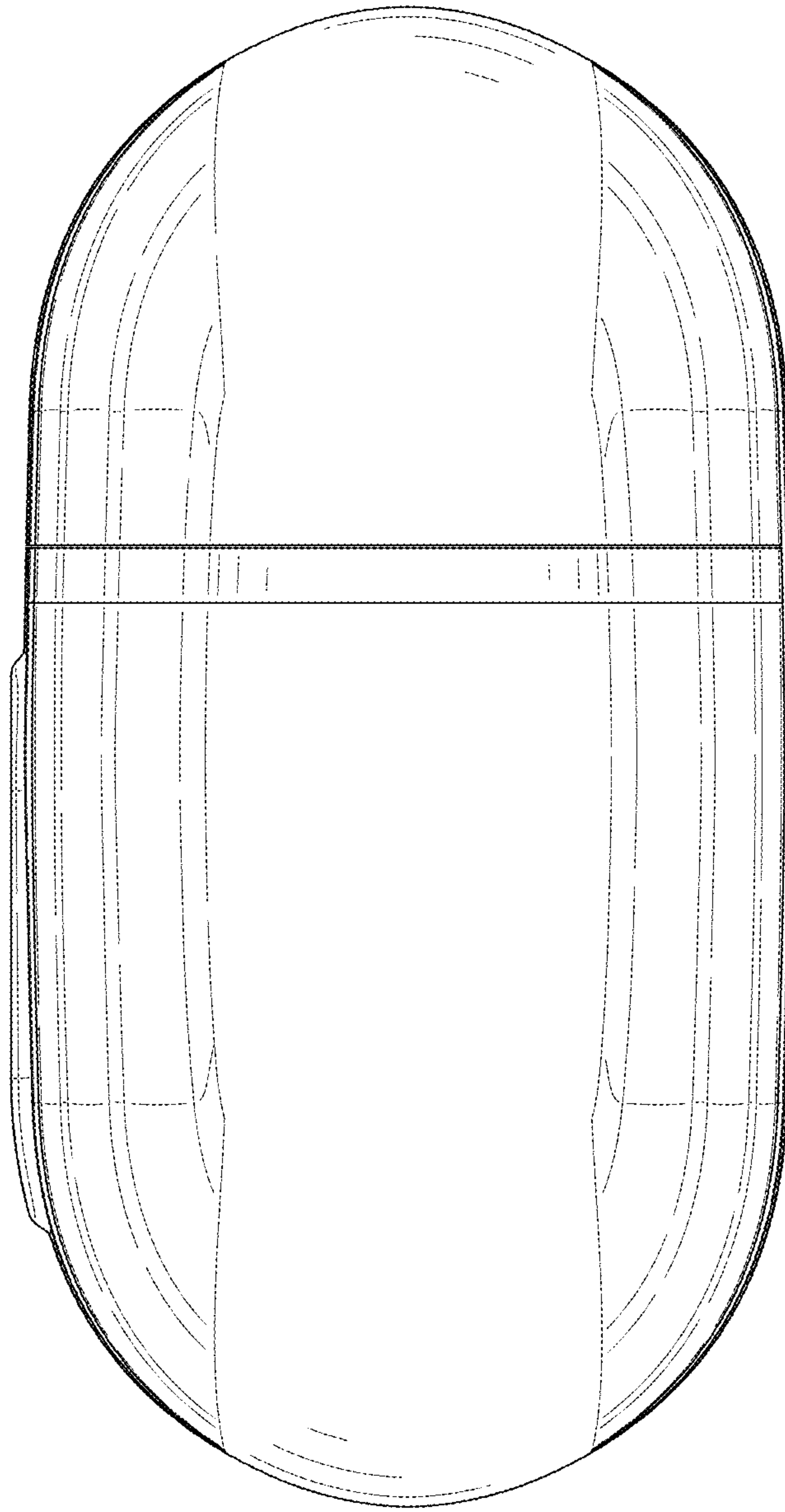


FIG. 6

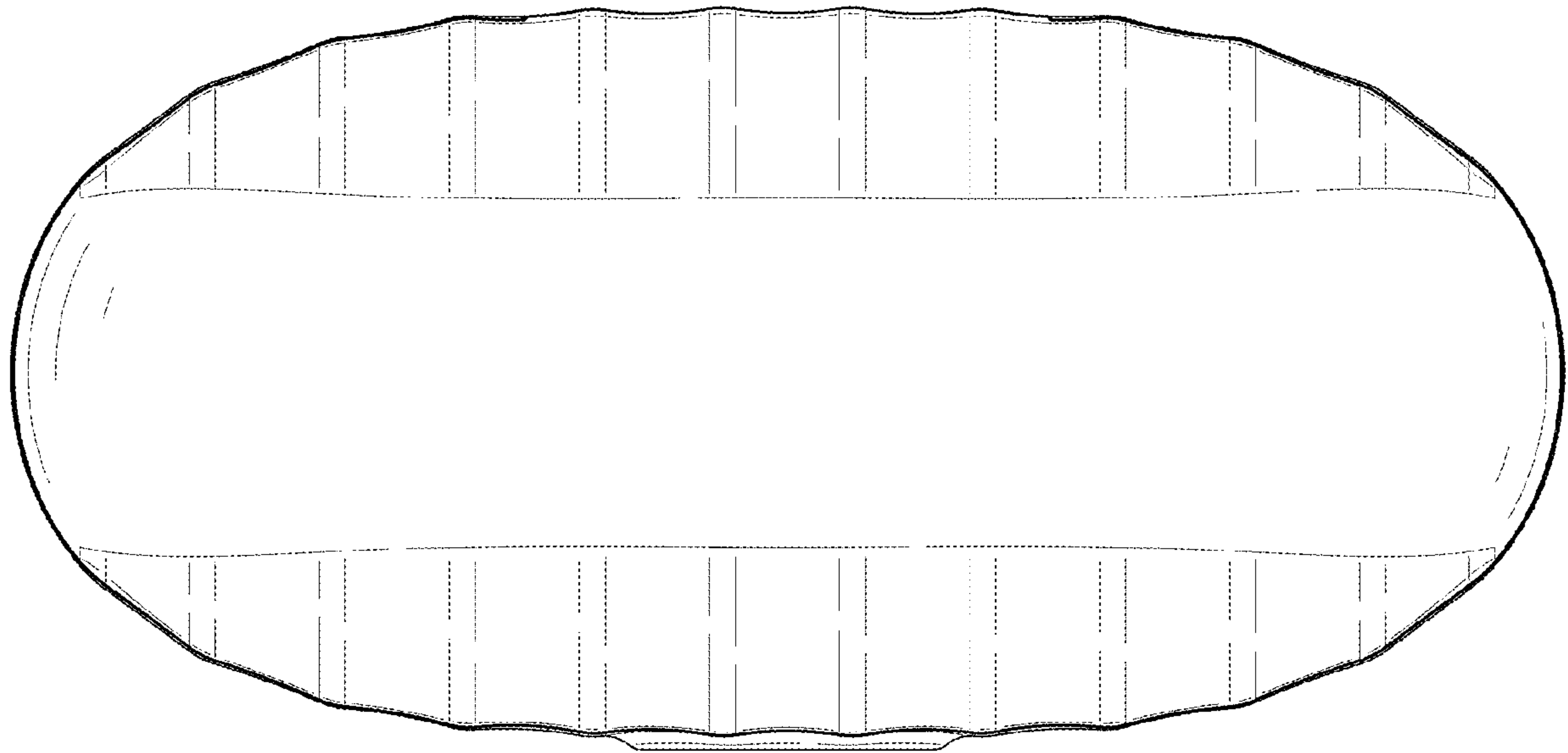


FIG. 7

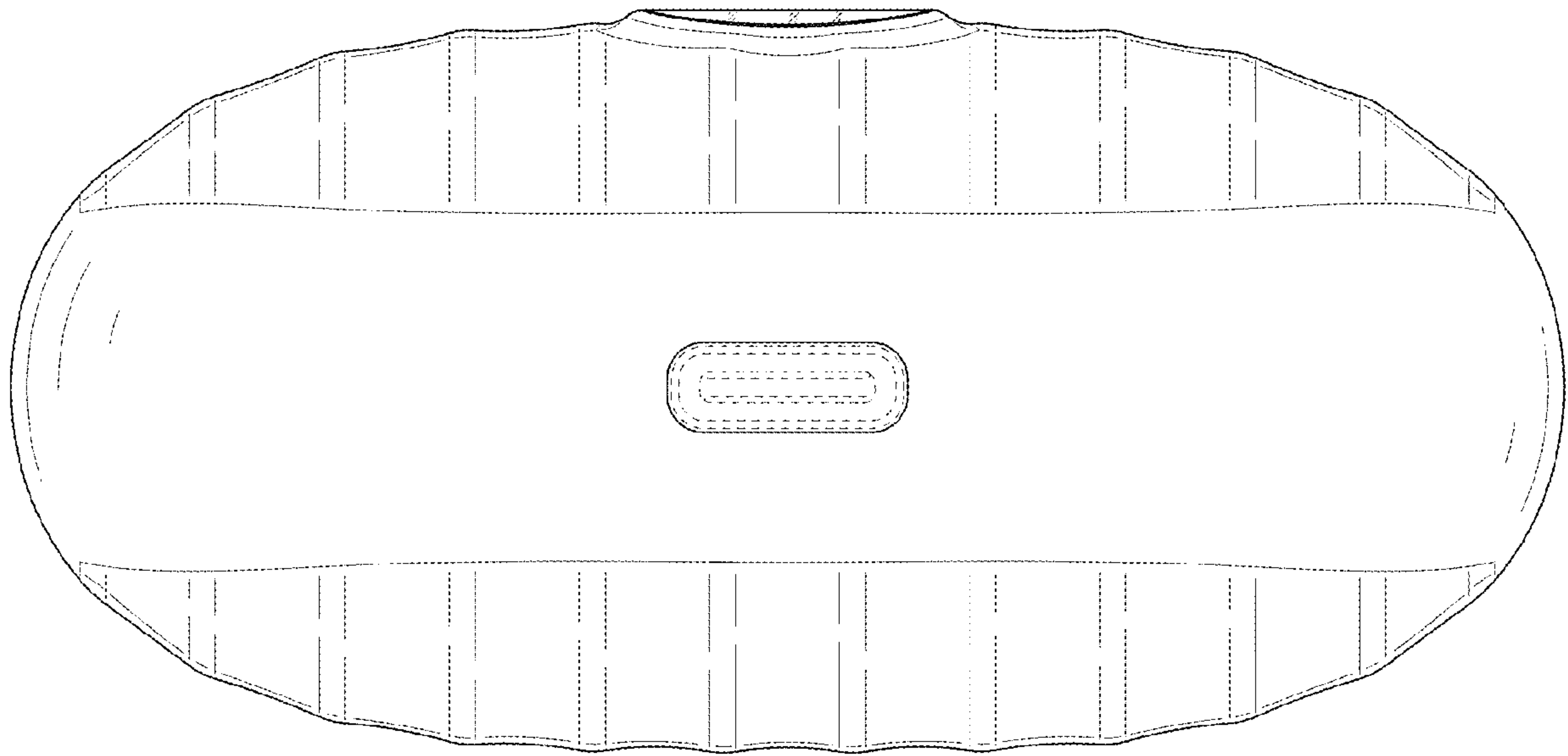


FIG. 8

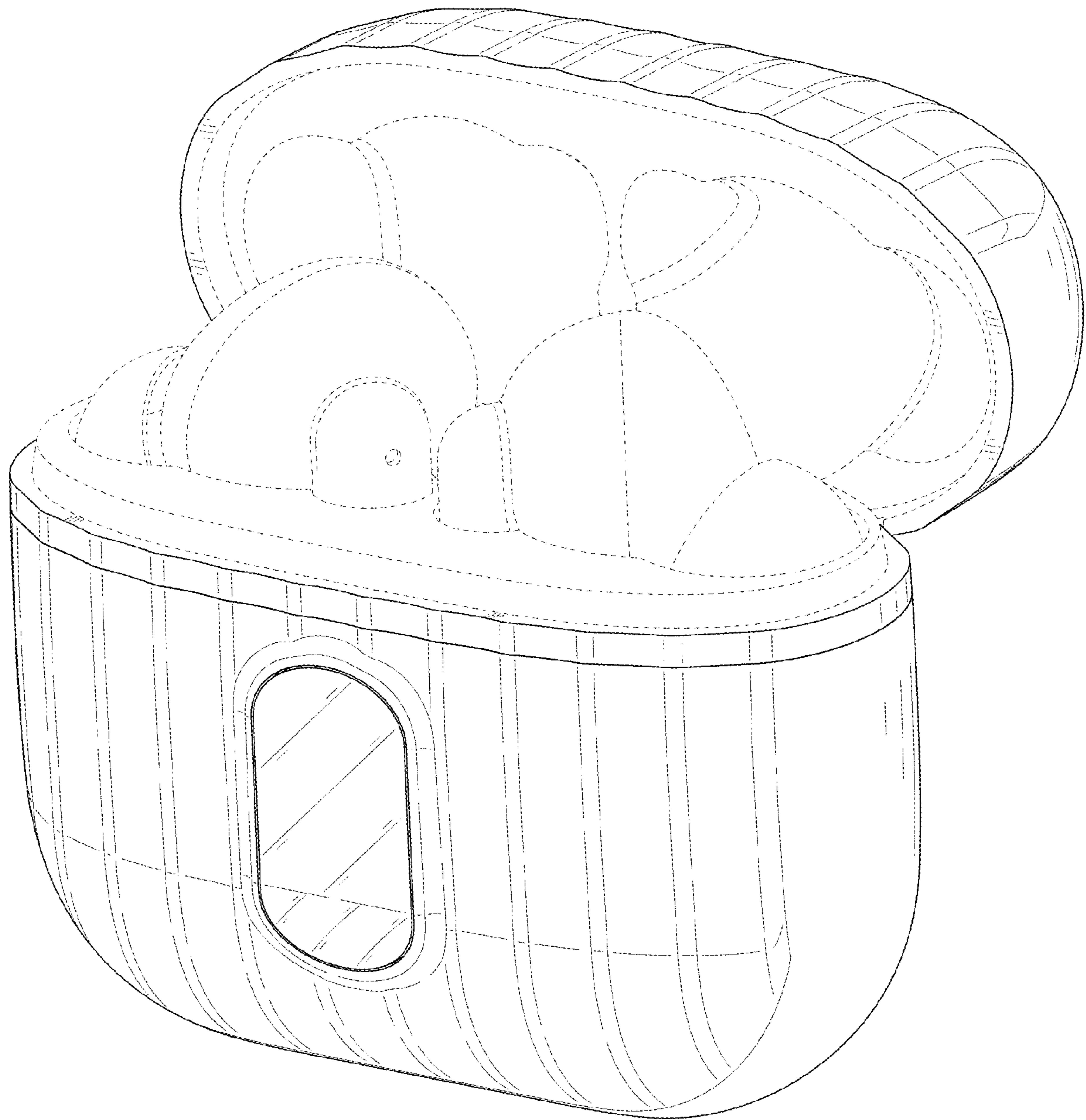


FIG. 9