

US00D942384S

(12) **United States Design Patent** (10) **Patent No.:** **US D942,384 S**
Wu (45) **Date of Patent:** **** Feb. 1, 2022**

(54) **CHARGER PLUG**
(71) Applicant: **Shenzhen Orui Power Equipment Co., Ltd.**, Shenzhen (CN)
(72) Inventor: **Yangwen Wu**, Shenzhen (CN)
(73) Assignee: **SHENZHEN ORUI POWER EQUIPMENT CO., LTD.**, Shenzhen (CN)

D640,632 S * 6/2011 Smith D13/138.1
D653,213 S * 1/2012 Andre D13/138.1
D664,093 S * 7/2012 Andre D13/138.1
D683,314 S * 5/2013 Andre D13/138.1
D796,432 S * 9/2017 Liu D13/107
D879,044 S * 3/2020 Fan D13/137.2

(Continued)

FOREIGN PATENT DOCUMENTS

CN 306745532 * 8/2021

OTHER PUBLICATIONS

“Kmp Multiport Travel Charger”, first accessed Oct. 26, 2021. TechInn.com [https://www.techinn.com/en/kmp-multiport-travel-charger/137851618/p] (Year: 2021).*

(Continued)

Primary Examiner — Rosemary K Tarcza
Assistant Examiner — Seth David Kumpf

(**) Term: **15 Years**
(21) Appl. No.: **29/760,317**
(22) Filed: **Dec. 1, 2020**
(30) **Foreign Application Priority Data**
Nov. 24, 2020 (CN) 202030715827.7
(51) **LOC (13) Cl.** **13-02**
(52) **U.S. Cl.**
USPC **D13/108**
(58) **Field of Classification Search**
USPC D13/137.1, 137.2, 137.3, 137.4, 138.1, D13/138.2, 139.1, 139.2, 139.7, 139.8, D13/184, 103, 107, 199, 108, 110, 119, D13/123, 133, 139.3, 139.5, 139.6, 152, D13/145, 153, 154, 156, 158, 160, 162, D13/177; D14/433, 434
CPC H01R 13/00; H01R 13/04; H01R 13/10; H01R 13/665; H01R 13/6666; H01R 13/6676; H01R 13/7135; H01R 25/00; H01R 25/006; H01R 9/00; H01R 11/00; H02H 3/33; H02H 3/162; H01H 2207/00; H01H 2207/022; H01H 2203/00; H05K 5/00; H05K 5/03
See application file for complete search history.

(57) **CLAIM**

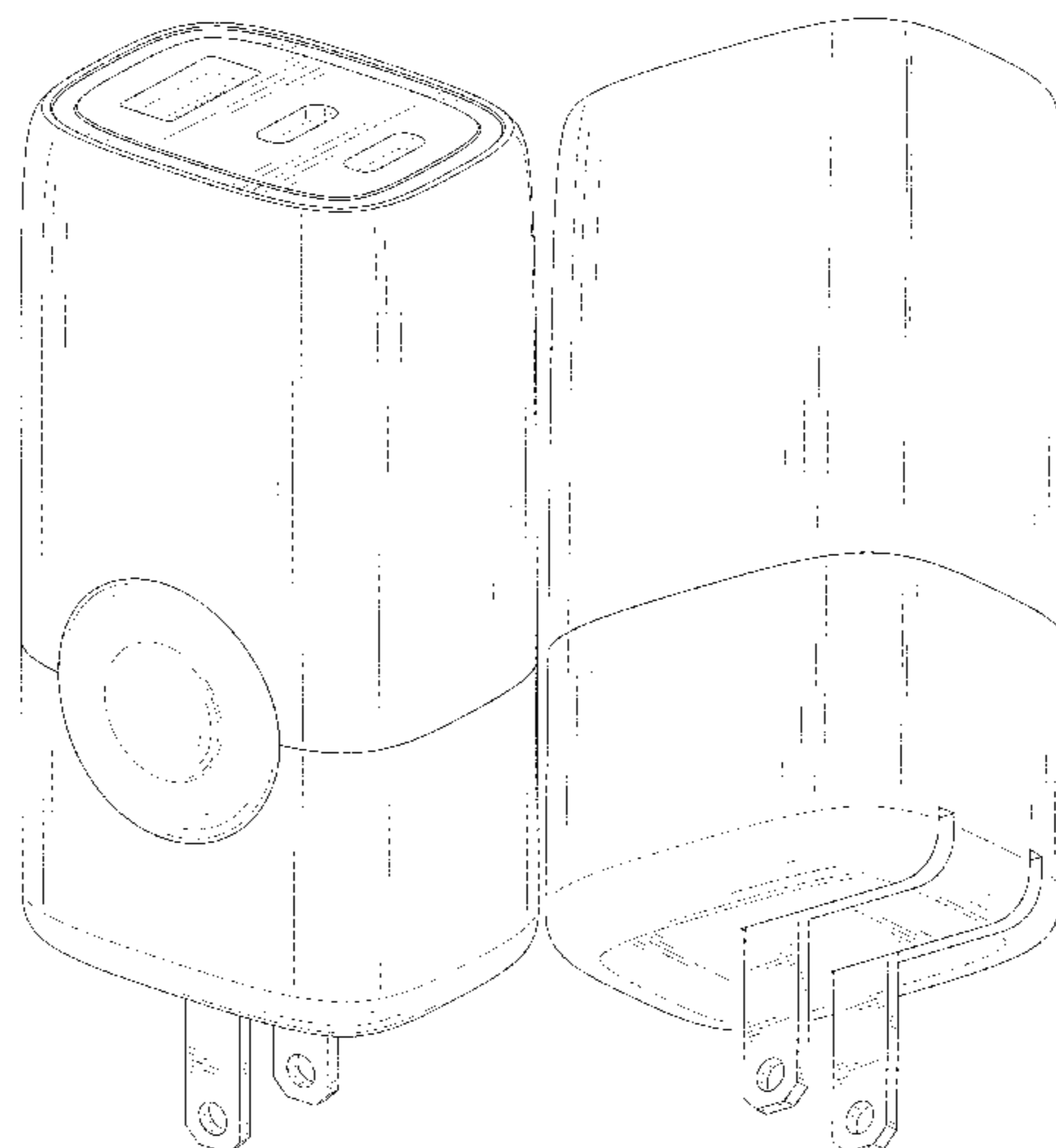
The ornamental design for a charger plug, as shown and described.

DESCRIPTION

FIG. 1 is a perspective view of a charger plug showing my new design;
FIG. 2 is another perspective view thereof;
FIG. 3 is a front elevational view thereof;
FIG. 4 is a rear elevational view thereof;
FIG. 5 is a left side elevational view thereof;
FIG. 6 is a right side elevational view thereof;
FIG. 7 is a top plan view thereof; and,
FIG. 8 is a bottom plan view thereof.
The broken lines in the drawings are for the purpose of illustrating portions of the charger plug that form no part of the claimed design.

1 Claim, 8 Drawing Sheets

(56) **References Cited**
U.S. PATENT DOCUMENTS
D623,136 S * 9/2010 Andre D13/138.1
D640,631 S * 6/2011 Smith D13/138.1



(56)

References Cited

U.S. PATENT DOCUMENTS

D879,712 S * 3/2020 Fan D13/108
D892,054 S * 8/2020 Langhammer D13/137.1
D892,735 S * 8/2020 Zhang D13/108
D897,960 S * 10/2020 Silberman D13/137.1
D899,358 S * 10/2020 Reilly D13/108
D900,738 S * 11/2020 Liu D13/108

OTHER PUBLICATIONS

“Universal USB 3.0 Quick Charge USB Docking Station 60W 5 Ports Multiport USB Charger”, first accessed Oct. 26, 2021. GlobalSources.com [<https://www.globalsources.com/Multi-port-USB/multi-port-charger-1179058820p.htm#1179058820>] (Year: 2021).*

“[Apple MFi Certified] iPhone Fast Charger, GEONAV 20W Power Delivery Type C Rapid Wall Charger Plug with 6FT USB C to Lightning Quick Charging Data Sync Cable for iPhone 13/12/11/XS/XR/X/iPad/AirPods”, first available Mar. 1, 2021. Amazon.com [<https://www.amazon.com/Certified-Charger-GEONAV-Delivery-Lighting/dp/B08VDP8ZSM>] (Year: 2021).*

* cited by examiner

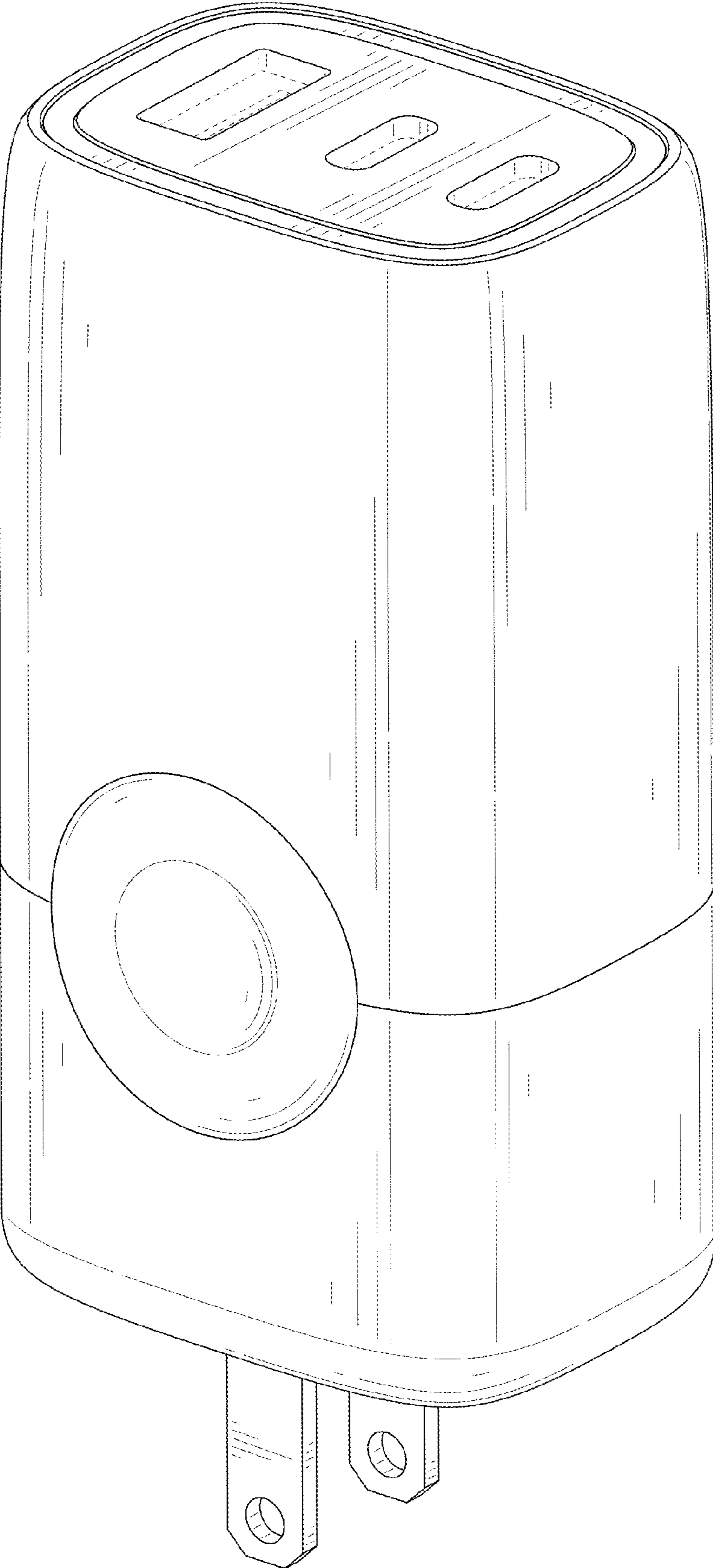


FIG. 1




FIG. 2

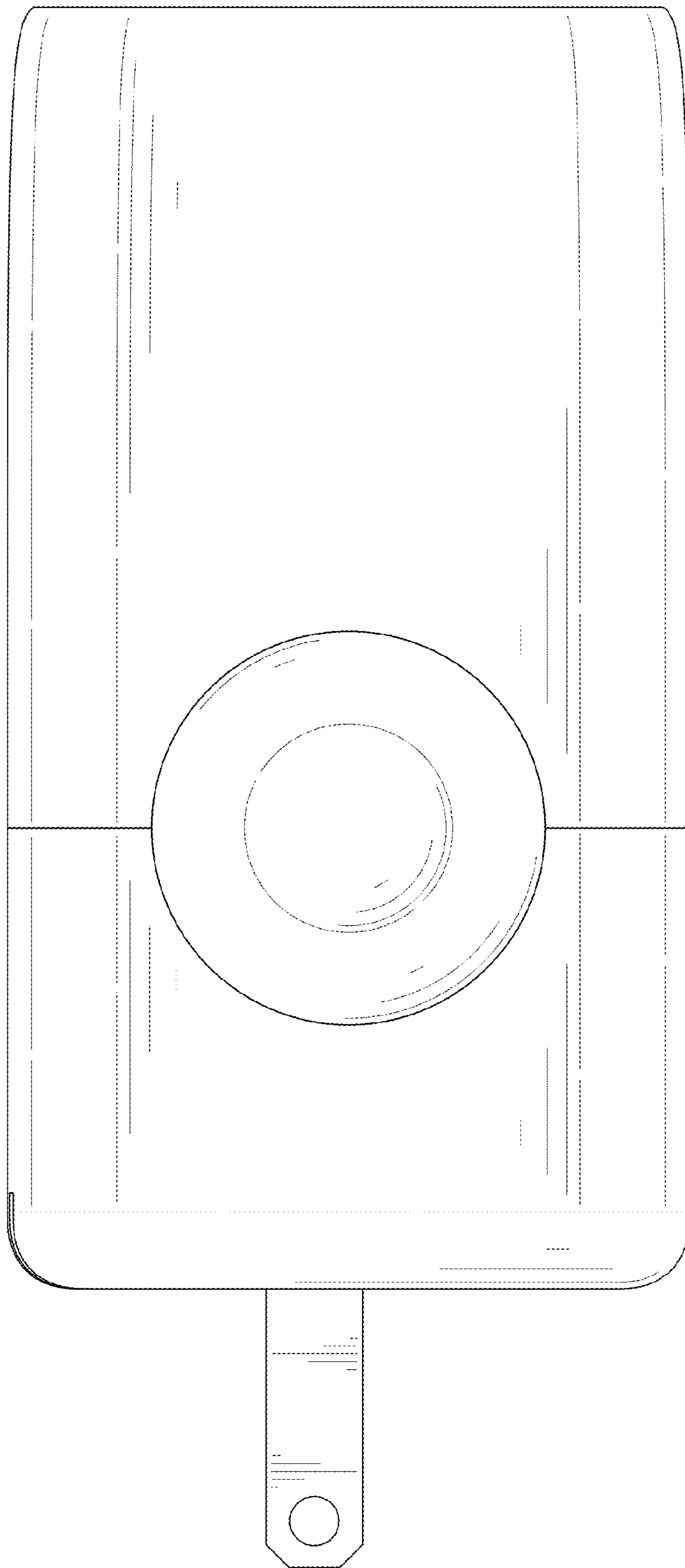


FIG. 3




FIG. 4

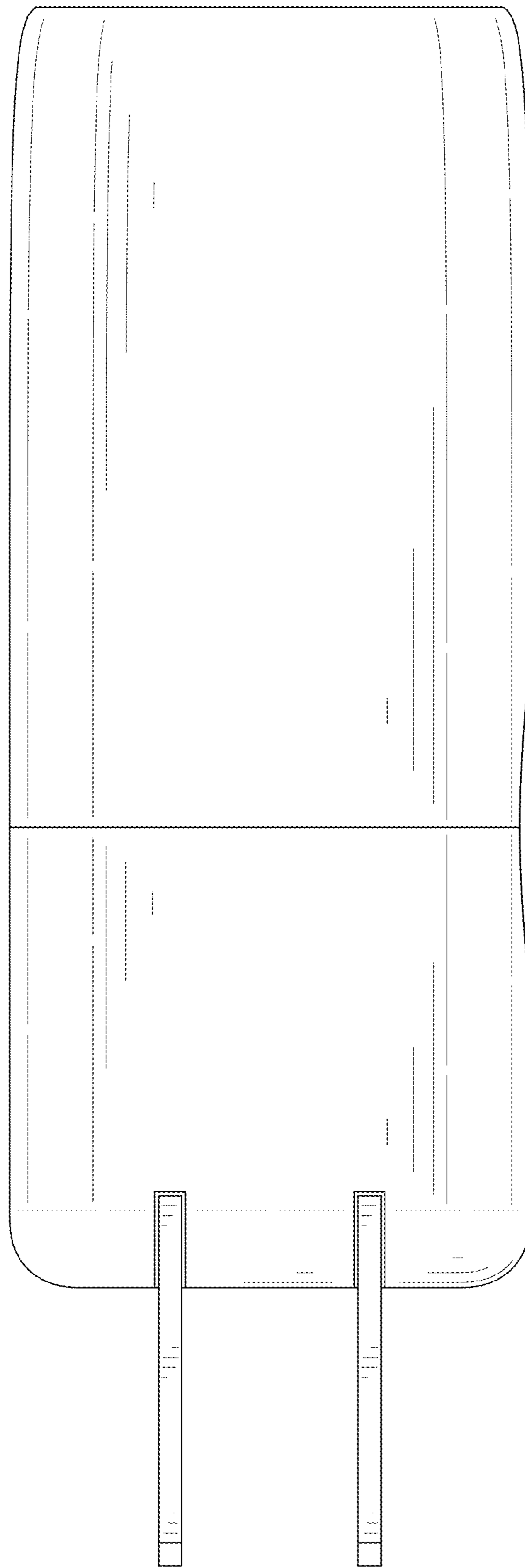


FIG. 5

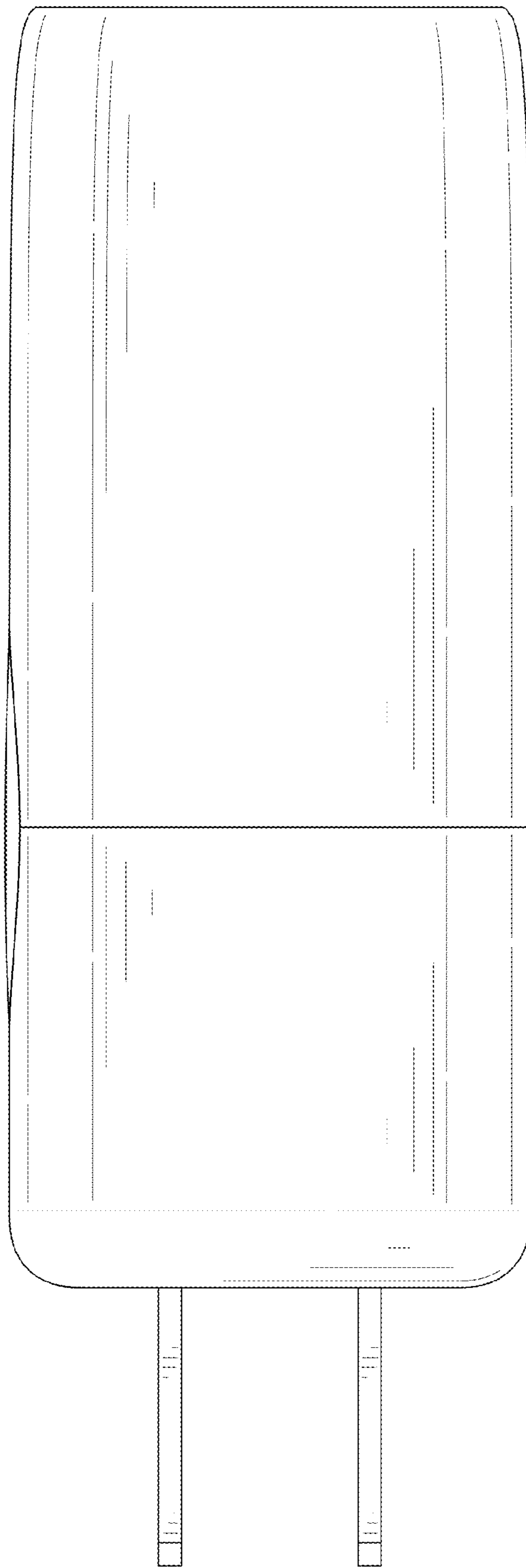


FIG. 6

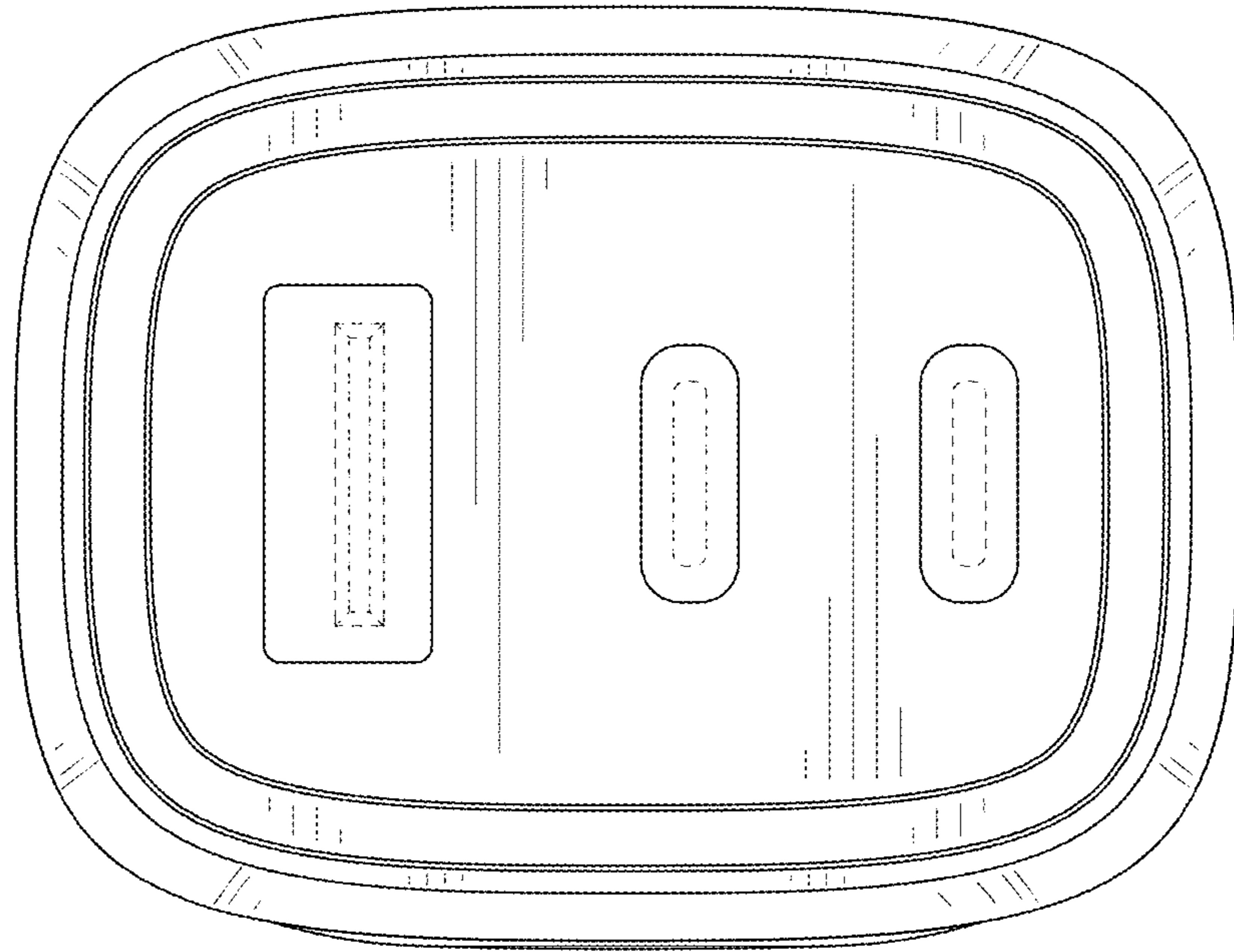


FIG. 7

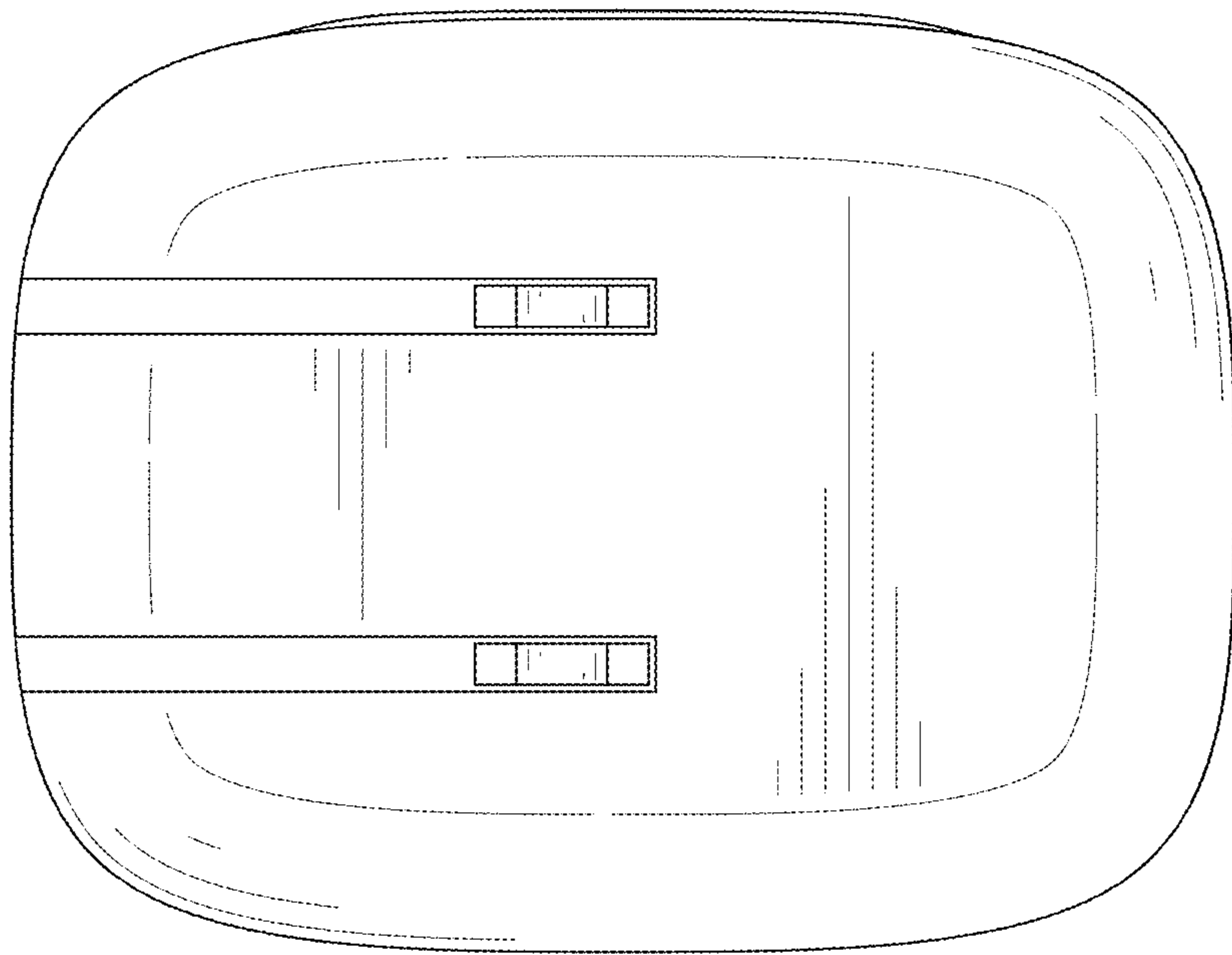


FIG. 8