



US00D942376S

(12) **United States Design Patent** (10) **Patent No.:** **US D942,376 S**
Chung (45) **Date of Patent:** **** Feb. 1, 2022**

(54) **JUMP STARTER**

(71) Applicant: **Sau Hin Chung**, Kowloon (HK)

(72) Inventor: **Sau Hin Chung**, Kowloon (HK)

(**) Term: **15 Years**

(21) Appl. No.: **29/711,622**

(22) Filed: **Nov. 1, 2019**

(51) **LOC (13) Cl.** **03-02**

(52) **U.S. Cl.**
USPC **D13/107**

(58) **Field of Classification Search**
USPC D13/103, 199, 107, 108, 110, 184, 104,
D13/105, 106, 118, 119, 123, 133;
D15/9; D14/432, 434
CPC H02J 1/122; H02J 7/0045; H02J 7/0078;
H02J 7/00714; H02J 7/00716; H02J
7/0025; H02J 7/0027; H02J 7/14; H02J
7/1461; H02M 7/003; H02M 7/42
See application file for complete search history.

(56) **References Cited**

U.S. PATENT DOCUMENTS

D617,267 S *	6/2010	Li	D13/107
D624,013 S *	9/2010	Lingott	D13/107
D624,014 S *	9/2010	Lingott	D13/107
D653,612 S *	2/2012	DuMelle	D13/107
D654,854 S *	2/2012	Inskeep	D13/107
D681,550 S *	5/2013	Corbin	D13/103
D701,490 S *	3/2014	Inskeep	D13/110
D742,822 S *	11/2015	Ju	D13/108
D758,962 S *	6/2016	Lebel	D13/103
D761,200 S *	7/2016	Inskeep	D13/107
D765,025 S *	8/2016	Lebel	D13/103
D786,192 S *	5/2017	Liu	D13/107
D803,151 S *	11/2017	Zhou	D13/107
D809,454 S *	2/2018	Zhou	D13/103
D811,456 S *	2/2018	Dekker	D15/144
D812,119 S *	3/2018	Dekker	D15/144
D813,162 S *	3/2018	Krantz	D13/110
D814,406 S *	4/2018	Yang	D13/107

D814,408 S *	4/2018	Yang	D13/107
D832,781 S *	11/2018	Nook	D13/107
D845,229 S *	4/2019	Chen	D13/103
D851,586 S *	6/2019	Liu	D13/108
D872,011 S *	1/2020	Rao	D13/107

(Continued)

FOREIGN PATENT DOCUMENTS

CN	304851453	*	10/2018
JP	D1629561	*	4/2019

OTHER PUBLICATIONS

“Solar Charger, Ryoko 20000mAh Solar Phone Charger Power Bank with Dual USB Output and LED Flashlights, Portable IPX4 Waterproof Solar Pannel External Battery Packs for Outdoor Camping Travel.” first available Dec. 29, 2020. Amazon.com [https://www.amazon.com/Ryoko-20000mAh-Flashlights-Portable-Waterproof/dp/B08RHY355S/ref=sr_1_33?dchild=1&keywords=Power+Bank&qid=1%E2%80%A6 (Year: 2020).*

Primary Examiner — Rosemary K Tarcza
Assistant Examiner — Seth David Kumpf
(74) *Attorney, Agent, or Firm* — W&KIP

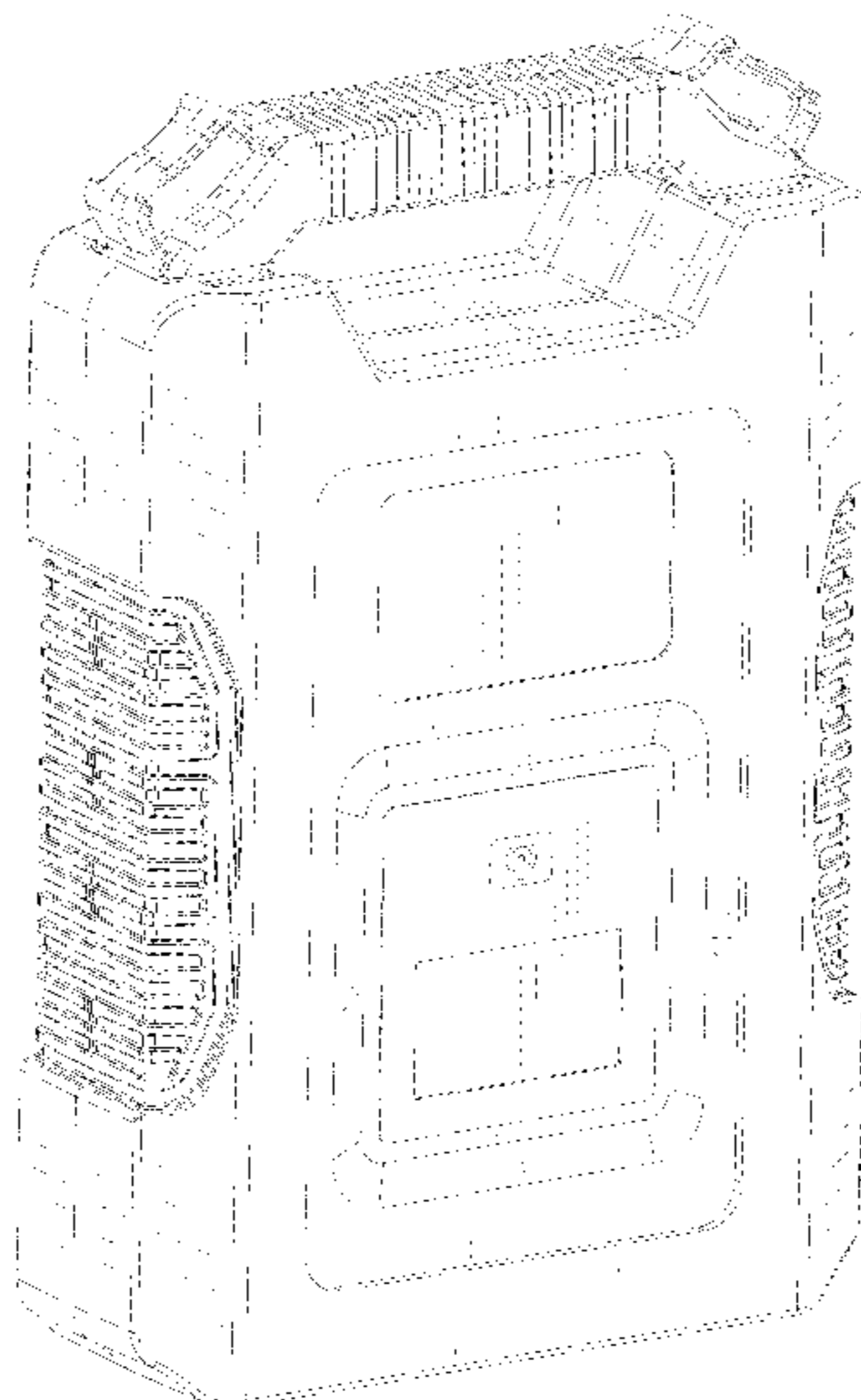
(57) **CLAIM**

The ornamental design for a jump starter, as shown and described.

DESCRIPTION

FIG. 1 is a perspective view of a jump starter showing my new design;
FIG. 2 is a front view thereof;
FIG. 3 is a rear view thereof;
FIG. 4 is a left view thereof;
FIG. 5 is a right view thereof;
FIG. 6 is a top plan view thereof; and,
FIG. 7 is a bottom plan view thereof.
The broken lines show portions of the article which form no part of the claimed design.

1 Claim, 7 Drawing Sheets



(56)

References Cited

U.S. PATENT DOCUMENTS

D872,012 S * 1/2020 Rao D13/107
D872,686 S * 1/2020 E H02J 7/0044
D13/103
2018/0166897 A1* 6/2018 Deng H02J 7/0044

* cited by examiner

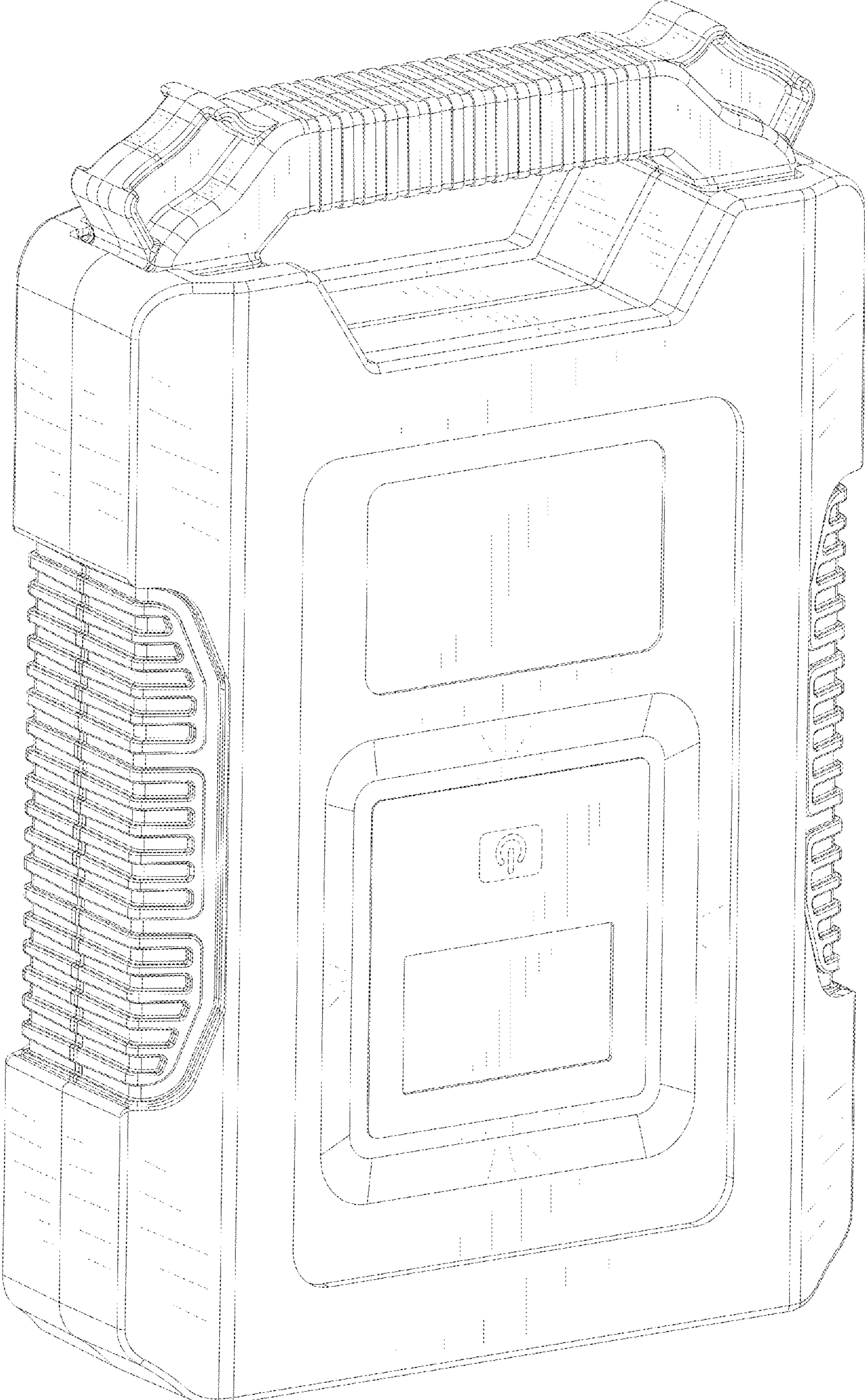


FIG. 1

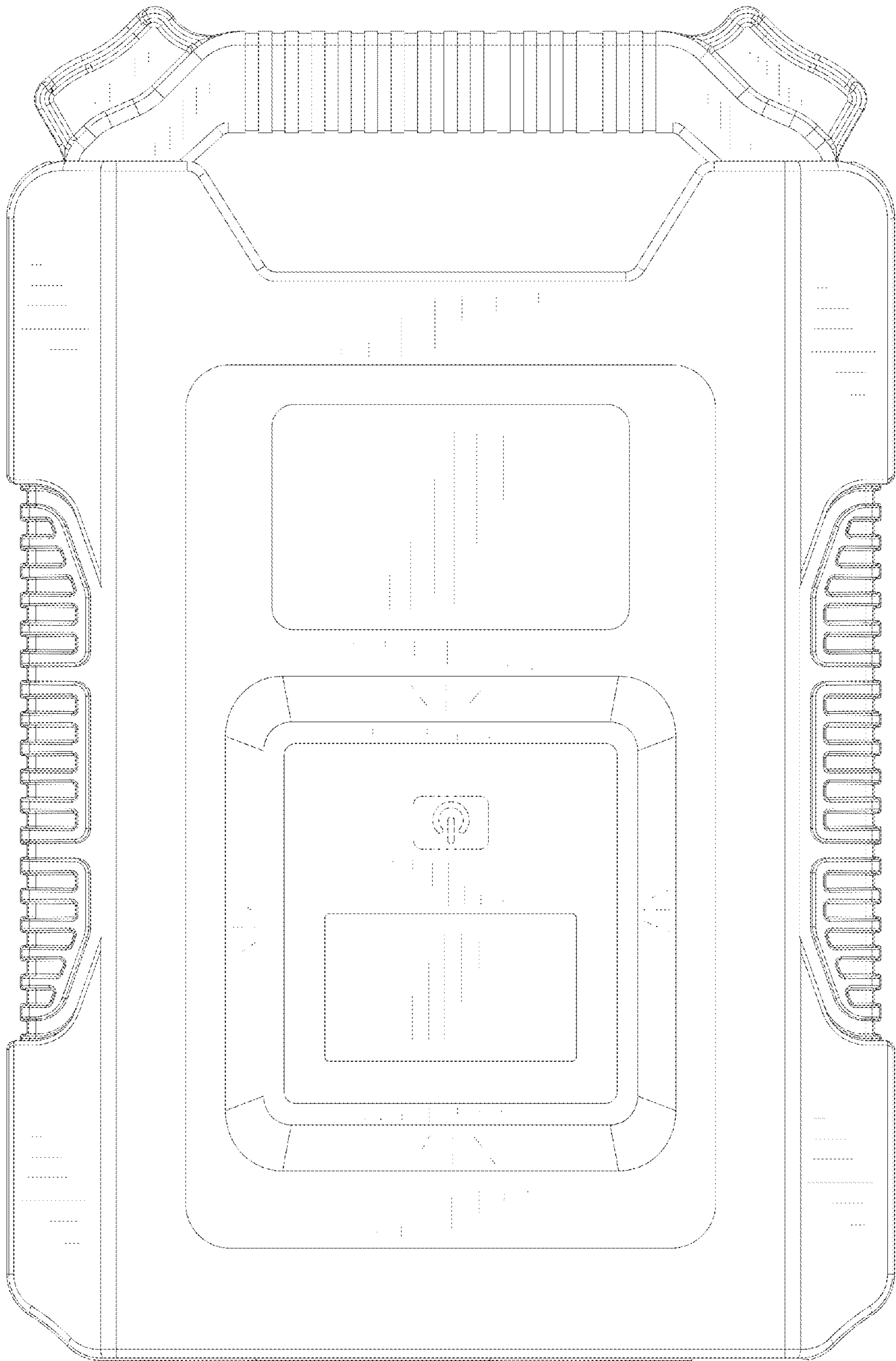


FIG. 2

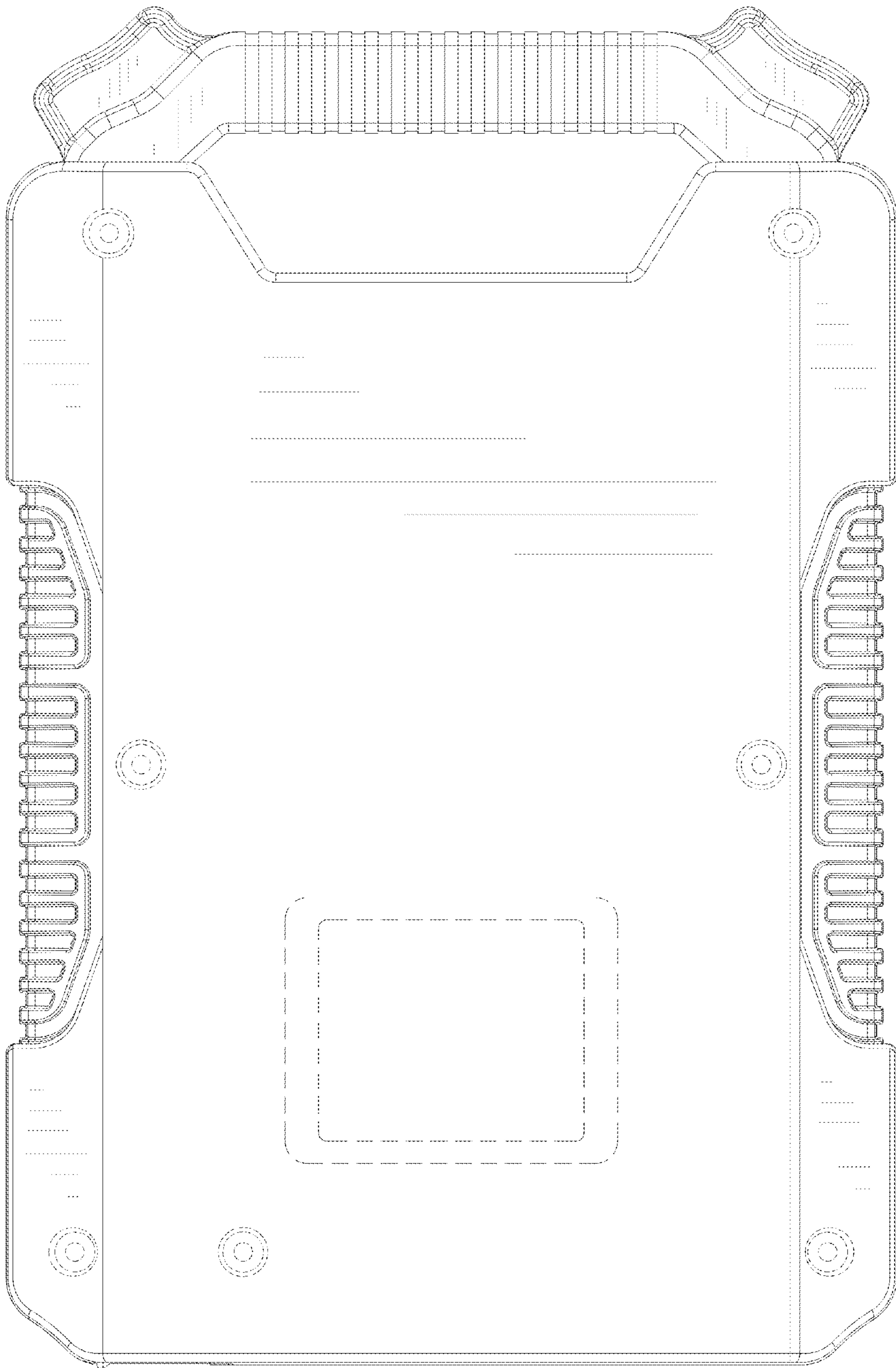


FIG. 3

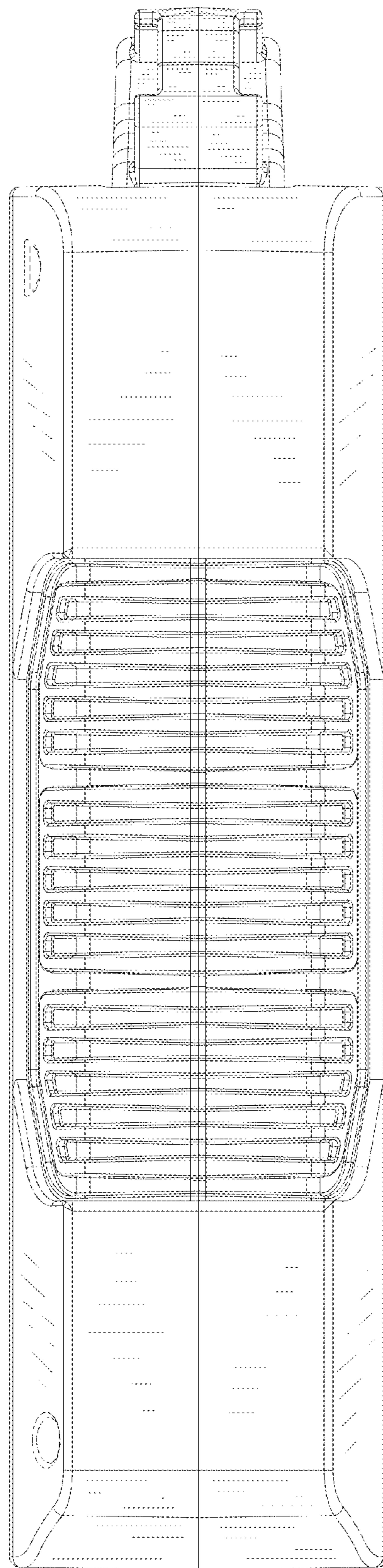


FIG. 4

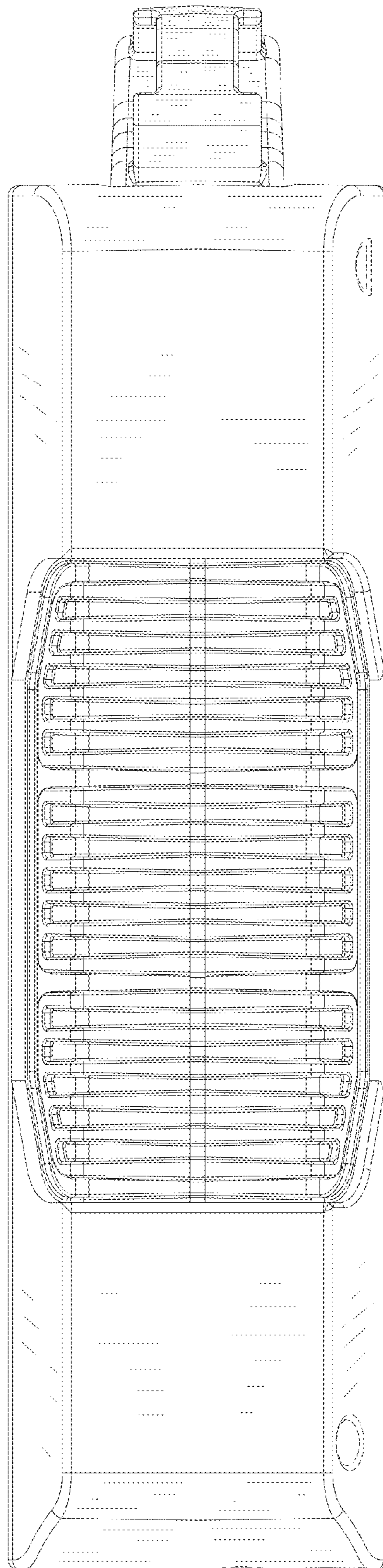


FIG. 5

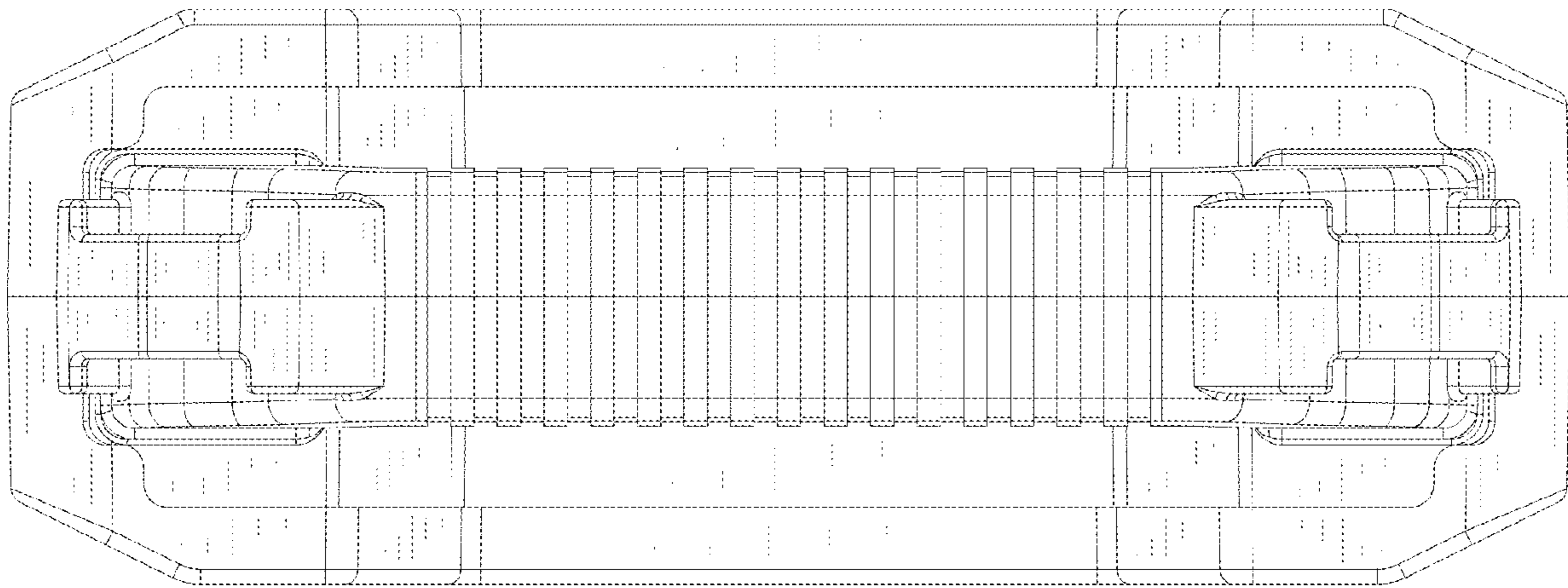


FIG. 6

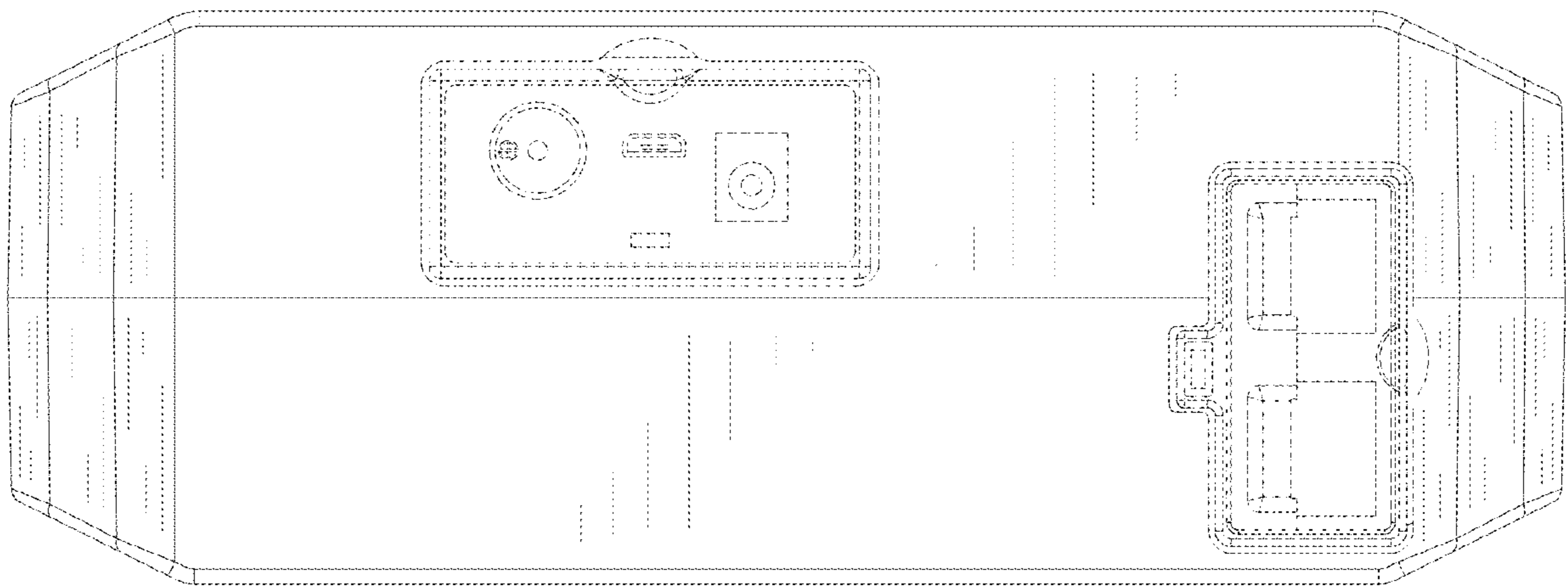


FIG. 7