



US00D942369S

(12) **United States Design Patent** (10) **Patent No.:** **US D942,369 S**
Schoepner (45) **Date of Patent:** **** Feb. 1, 2022**

(54) **SHOULDER FOR A TIRE**
(71) Applicant: **The Goodyear Tire & Rubber Company, Akron, OH (US)**
(72) Inventor: **Nicholas Thomas Schoepner, Canton, OH (US)**
(73) Assignee: **The Goodyear Tire & Rubber Company, Akron, OH (US)**

D516,999 S 3/2006 Miller et al. D12/579
D520,939 S 5/2006 Allen et al. D12/600
D548,173 S 8/2007 Herbeuval et al. D12/579
D556,672 S 12/2007 Umstot et al. D12/579
D556,673 S 12/2007 Missik-Gaffney et al. ... D12/579
D558,664 S 1/2008 Herbeuval et al. D12/579
D563,312 S 3/2008 Brainerd, II et al. D12/605
D563,862 S 3/2008 Morrison et al. D12/579
D575,728 S 8/2008 Harvey D12/605
D577,331 S * 9/2008 Ochi D12/605

(Continued)

(**) Term: **15 Years**

OTHER PUBLICATIONS

(21) Appl. No.: **29/748,138**

U.S. Appl. No. 29/689,255, filed Apr. 29, 2019, Digman, et al., Goodyear.

(22) Filed: **Aug. 27, 2020**

(Continued)

(51) **LOC (13) Cl.** **12-15**

Primary Examiner — Michelle E. Wilson

(52) **U.S. Cl.**
USPC **D12/605**

Assistant Examiner — Clese Moore, Jr.

(58) **Field of Classification Search**
USPC D12/604, 605
CPC B60C 13/00; B60C 1/00
See application file for complete search history.

(74) *Attorney, Agent, or Firm* — Robert N. Lipsik

(57) **CLAIM**

The ornamental Design for a shoulder for a tire, as shown and described.

(56) **References Cited**

DESCRIPTION

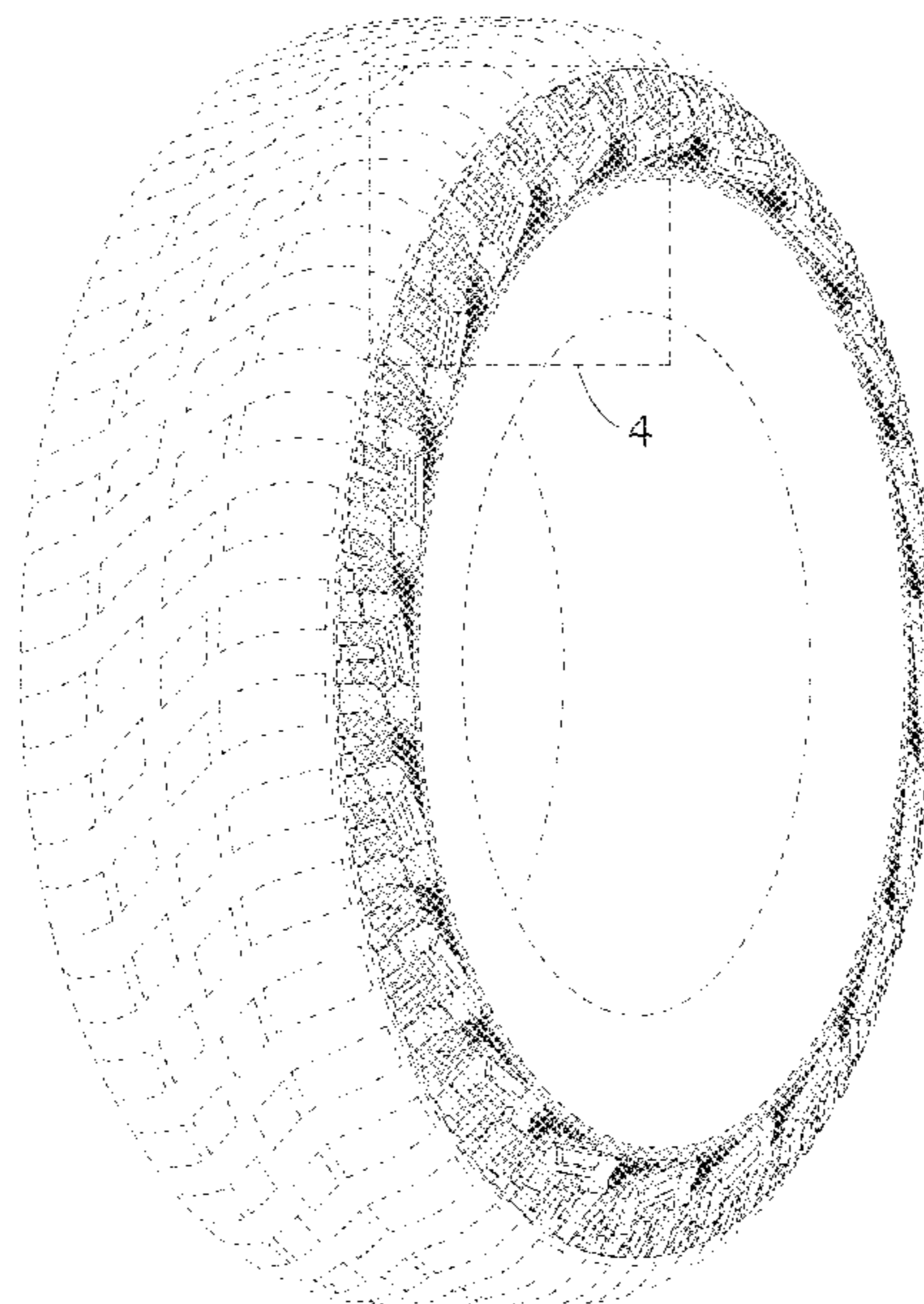
U.S. PATENT DOCUMENTS

D400,833 S 11/1998 Legge et al. D12/147
D412,472 S 8/1999 Brown et al. D12/146
D414,727 S 10/1999 Brown et al. D12/146
D430,517 S 9/2000 Allison D12/147
D432,060 S * 10/2000 Baker D12/605
D442,128 S * 5/2001 Allison D12/605
D447,449 S * 9/2001 Guspodin D12/605
D449,803 S * 10/2001 Guspodin D12/605
D454,815 S * 3/2002 Guspodin D12/605
D455,682 S * 4/2002 Hutz D12/605
D456,343 S 4/2002 Allison
D495,294 S 8/2004 Ochi et al. D12/604
D500,473 S * 1/2005 Boggs D12/605
D504,657 S 5/2005 Allen et al. D12/579
D516,012 S 2/2006 Miller et al. D12/579

FIG. 1 is a perspective view of a shoulder for a tire showing my new design, it being understood that the pattern repeats uniformly throughout the circumference of the tread;
FIG. 2 is a front elevational view thereof;
FIG. 3 is a right side elevational view thereof; the left side elevational view being identical thereto; and,
FIG. 4 is an enlarged fragmentary front elevational view thereof.

In the drawings, the broken lines immediately adjacent to the outer edges of the tire shoulder represent boundaries of the claim, and the broken lines depict environmental subject matter only and form no part of the claimed design.

1 Claim, 4 Drawing Sheets



(56)

References Cited

U.S. PATENT DOCUMENTS

D591,225 S 4/2009 Ashton et al. D12/600
 D591,226 S 4/2009 Shondel et al. D12/600
 D595,643 S * 7/2009 Ochi D12/605
 D597,024 S * 7/2009 Ochi D12/605
 D610,533 S * 2/2010 Ochi D12/605
 D613,681 S * 4/2010 Davidson, Jr D12/605
 D627,715 S * 11/2010 Umstot D12/605
 D627,716 S * 11/2010 Harvey D12/605
 D664,915 S 8/2012 Maxwell et al. D12/605
 D667,362 S 9/2012 Hughes et al. D12/579
 D670,642 S 11/2012 Maxwell et al. D12/605
 D682,190 S 5/2013 Uphouse et al. D12/600
 D713,328 S 9/2014 Umstot et al. D12/579
 D713,329 S 9/2014 Dixon et al. D12/579
 D730,272 S 5/2015 Fleckner et al. D12/600
 D733,642 S 7/2015 Oberlin et al. D12/601
 D733,643 S 7/2015 Oberlin et al. D12/601
 D736,699 S * 8/2015 Dixon D12/605
 D737,757 S 9/2015 Oberlin et al. D12/601
 D741,253 S 10/2015 Lundgren D12/600
 D757,643 S 5/2016 Dixon et al. D12/605
 D763,781 S 8/2016 Ashton et al. D12/579
 D763,782 S 8/2016 Dixon et al. D12/579
 D763,786 S * 8/2016 Mathis D12/605
 D766,166 S 9/2016 Uphouse D12/579
 D767,474 S 9/2016 Reim et al.
 D771,557 S 11/2016 Leocadio et al. D12/594
 D775,066 S 12/2016 Sullivan et al. D12/599
 D776,046 S 1/2017 Dixon D12/605

D776,609 S 1/2017 Shondel D12/605
 D779,425 S 2/2017 Scheifele D12/605
 D784,918 S 4/2017 Liu D12/594
 D788,026 S * 5/2017 Lundgren D12/605
 D788,695 S * 6/2017 Scheifele D12/605
 D802,524 S 11/2017 Haas et al. D12/594
 D805,469 S * 12/2017 Sato D12/605
 D810,672 S 2/2018 Haas et al. D12/588
 D816,018 S 4/2018 Chiang et al. D12/579
 D822,588 S 7/2018 Skurich et al. D12/600
 D828,289 S 9/2018 Fox et al. D12/588
 D834,512 S * 11/2018 Sakamoto D12/605
 D842,235 S 3/2019 Shondel D12/605
 D843,927 S 3/2019 Canankamp et al. D12/600
 D844,549 S 4/2019 Zimmerman et al. D12/600
 D846,488 S * 4/2019 Dixon D12/605
 D847,088 S * 4/2019 Scheifele D12/605
 D868,682 S 12/2019 Haas et al. D12/594
 D870,032 S * 12/2019 Hoshino D12/605
 D877,698 S 3/2020 Lundgren et al. D12/600
 D882,496 S 4/2020 Davis et al. D12/579
 D882,497 S 4/2020 Digman et al. D12/579
 D891,358 S * 7/2020 Kuwahara D12/605
 D891,359 S * 7/2020 Tokizaki D12/605

OTHER PUBLICATIONS

U.S. Appl. No. 29/702,509, filed Aug. 20, 2019, Shondel, Goodyear.
 U.S. Appl. No. 29/706,689, filed Sep. 23, 2019, Shondel, Goodyear.
 U.S. Appl. No. 29/715,389, filed Dec. 2, 2019, Fox, et al., Goodyear.
 U.S. Appl. No. 29/715,392, filed Dec. 2, 2019, Fox, et al., Goodyear.

* cited by examiner

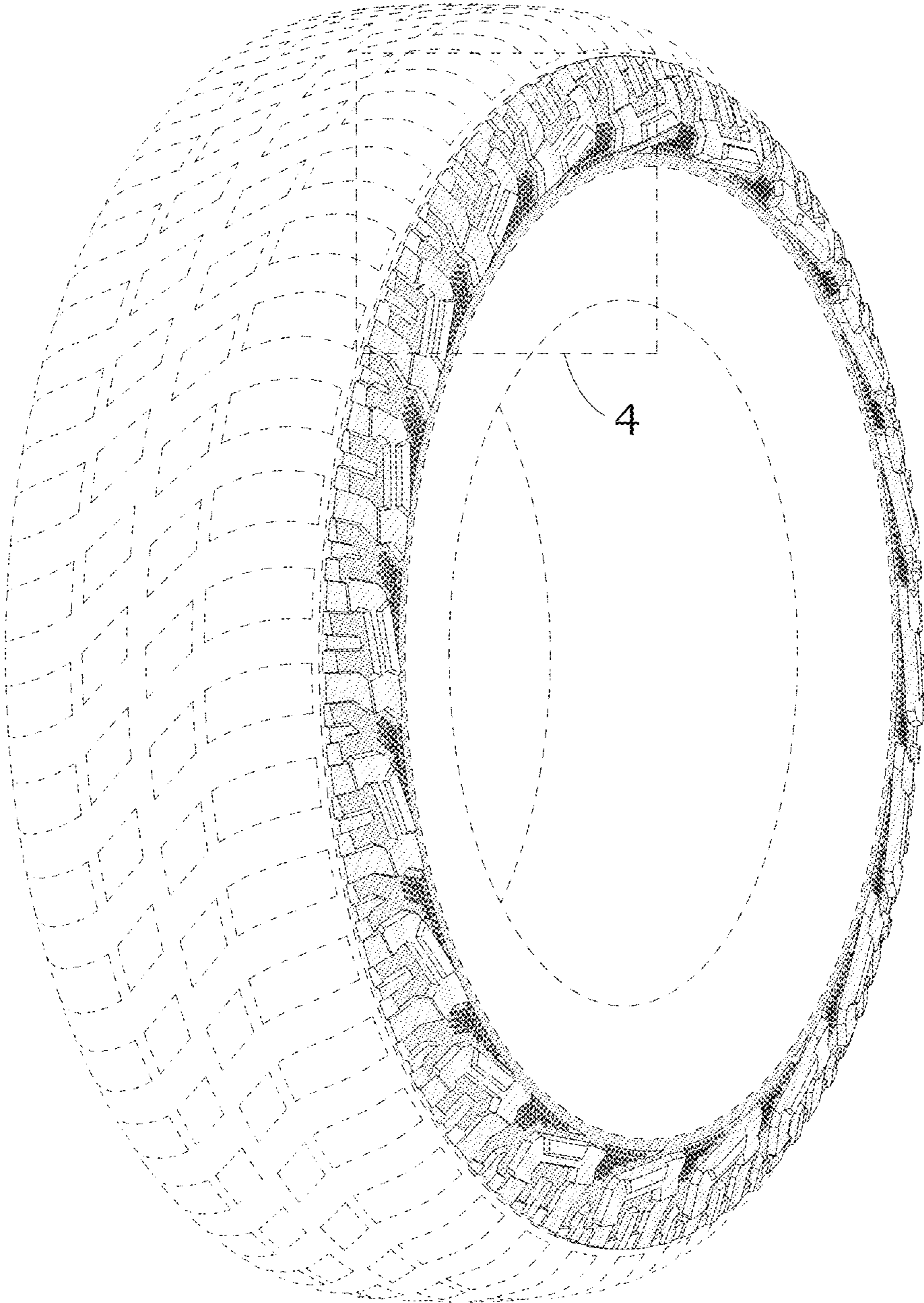


FIG - 1

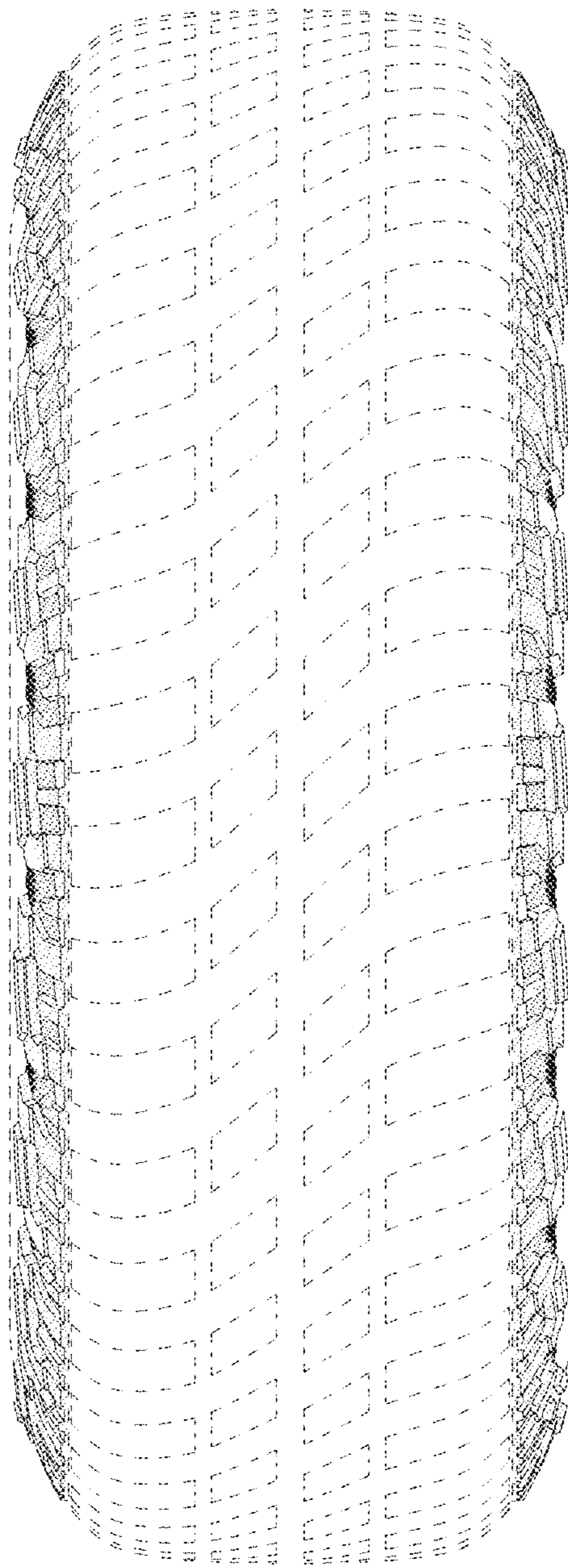


FIG - 2

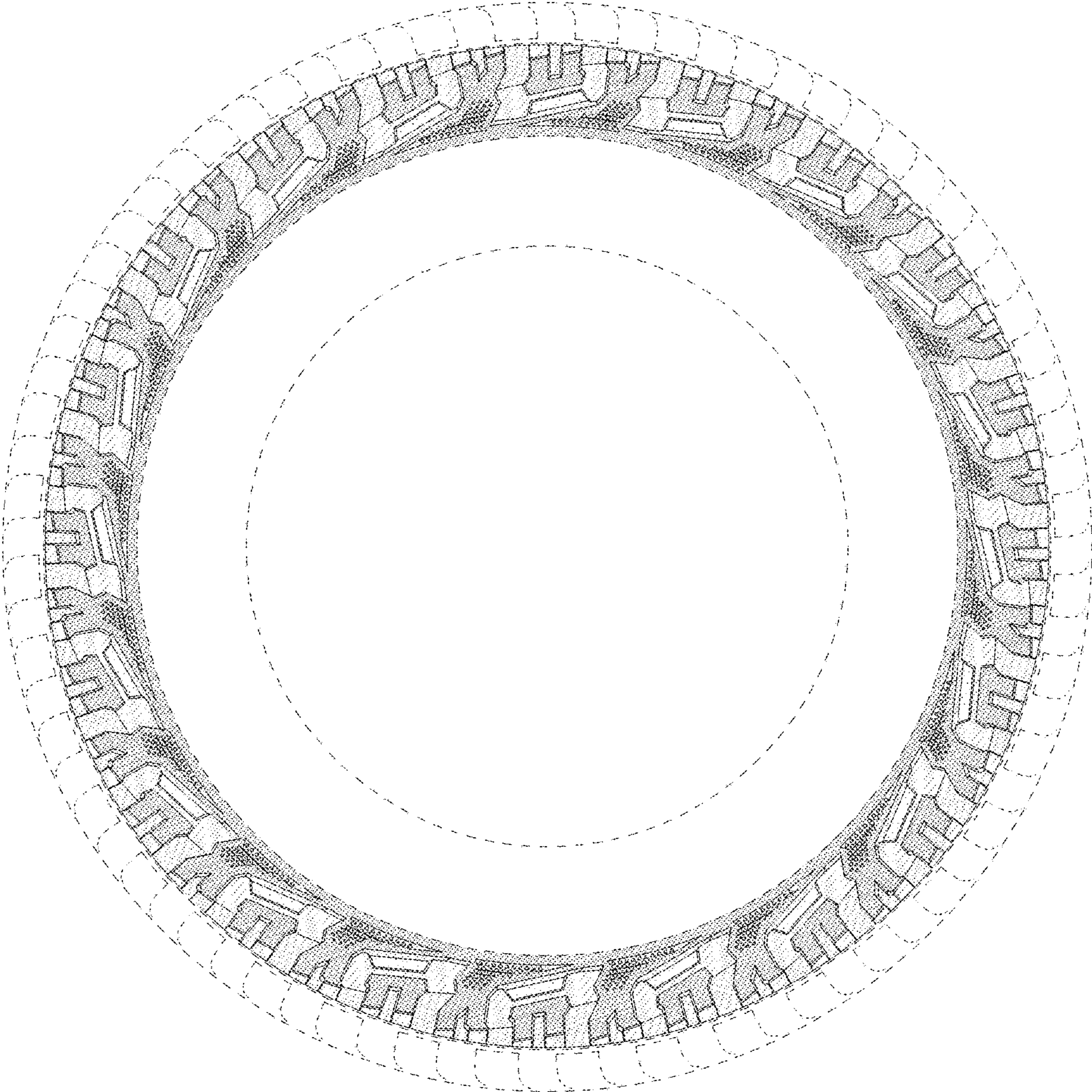


FIG - 3

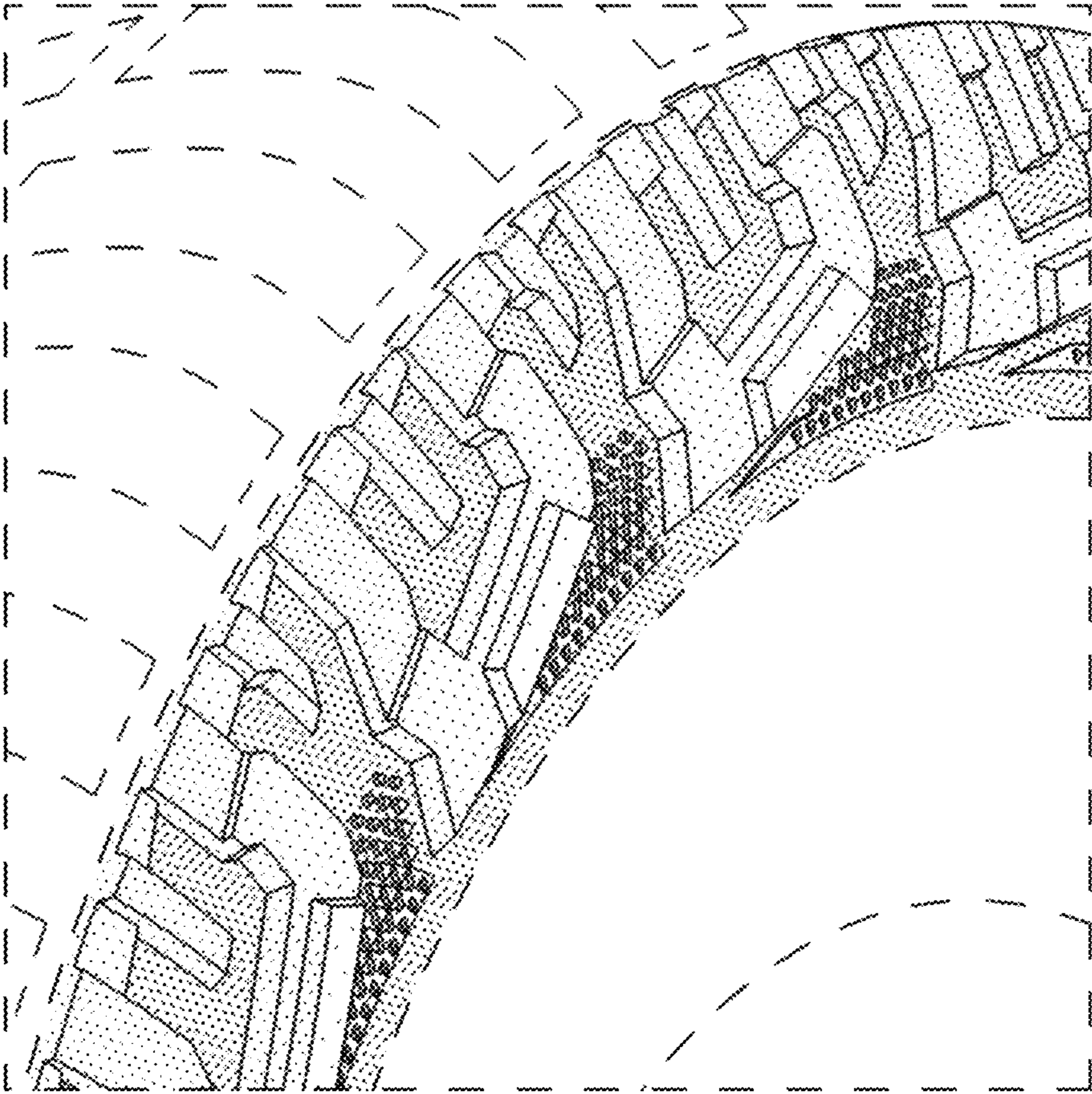


FIG - 4