



US00D942360S

(12) **United States Design Patent** (10) **Patent No.:** **US D942,360 S**  
**Yeh** (45) **Date of Patent:** **\*\* \*Feb. 1, 2022**

- (54) **WHEEL FRONT FACE**
- (71) Applicant: **WHEEL GROUP HOLDINGS, LLC**,  
Ontario, CA (US)
- (72) Inventor: **Bruce Yeh**, Chino Hills, CA (US)
- (73) Assignee: **WHEEL GROUP HOLDINGS, LLC**,  
Ontario, CA (US)
- (\*) Notice: This patent is subject to a terminal disclaimer.
- (\*\*) Term: **15 Years**
- (21) Appl. No.: **29/628,196**
- (22) Filed: **Dec. 1, 2017**
- (51) **LOC (13) Cl.** ..... **12-16**
- (52) **U.S. Cl.**  
USPC ..... **D12/211**
- (58) **Field of Classification Search**  
USPC ..... D12/204–213; D21/533, 551, 563  
See application file for complete search history.

(56) **References Cited**

U.S. PATENT DOCUMENTS

D243,169 S *	1/1977	Suzuki	.....	D12/205
D450,649 S *	11/2001	Penzes	.....	D12/211
D473,836 S *	4/2003	Laengerer	.....	D12/211
D498,723 S *	11/2004	Cahyono	.....	D12/209
D500,003 S *	12/2004	Guevara	.....	D12/211
D524,217 S *	7/2006	Aoki	.....	D12/211
D543,923 S *	6/2007	Hieke	.....	D12/211
D576,095 S *	9/2008	Chung	.....	D12/211
D638,766 S *	5/2011	Hilpert	.....	D12/211
D649,103 S *	11/2011	Gallert	.....	D12/211
D659,066 S *	5/2012	Johnson	.....	D12/209
D673,092 S *	12/2012	Platto	.....	D12/209
D682,181 S *	5/2013	Zhao	.....	D12/211

D691,542 S *	10/2013	Chan	.....	D12/209
D706,192 S *	6/2014	Chung	.....	D12/209
D707,167 S *	6/2014	Chung	.....	D12/209
D722,938 S *	2/2015	Chung	.....	D12/211
D724,515 S *	3/2015	Chung	.....	D12/209
D726,617 S *	4/2015	Dingle	.....	D12/209
D726,618 S *	4/2015	Dingle	.....	D12/209
D726,627 S *	4/2015	Chung	.....	D12/211
D737,190 S *	8/2015	Kern	.....	D12/211
D741,770 S *	10/2015	Kim	.....	D12/209
9,150,047 B2 *	10/2015	Noriega	.....	B60B 1/06
D743,316 S *	11/2015	Zhao	.....	D12/211
D748,558 S *	2/2016	Hans	.....	D12/211
D751,017 S *	3/2016	Chung	.....	D12/209
D751,480 S *	3/2016	Chung	.....	D12/209
D751,481 S *	3/2016	Chung	.....	D12/209
D751,966 S *	3/2016	Zhao	.....	D12/211
D755,690 S *	5/2016	von Tardy-Tuch	.....	D12/209
D758,947 S *	6/2016	Zhao	.....	D12/211
9,375,976 B1 *	6/2016	Liu	.....	B60B 1/06

(Continued)

*Primary Examiner* — Calvin E Vansant

(74) *Attorney, Agent, or Firm* — Law Offices of S.J. Christine Yang


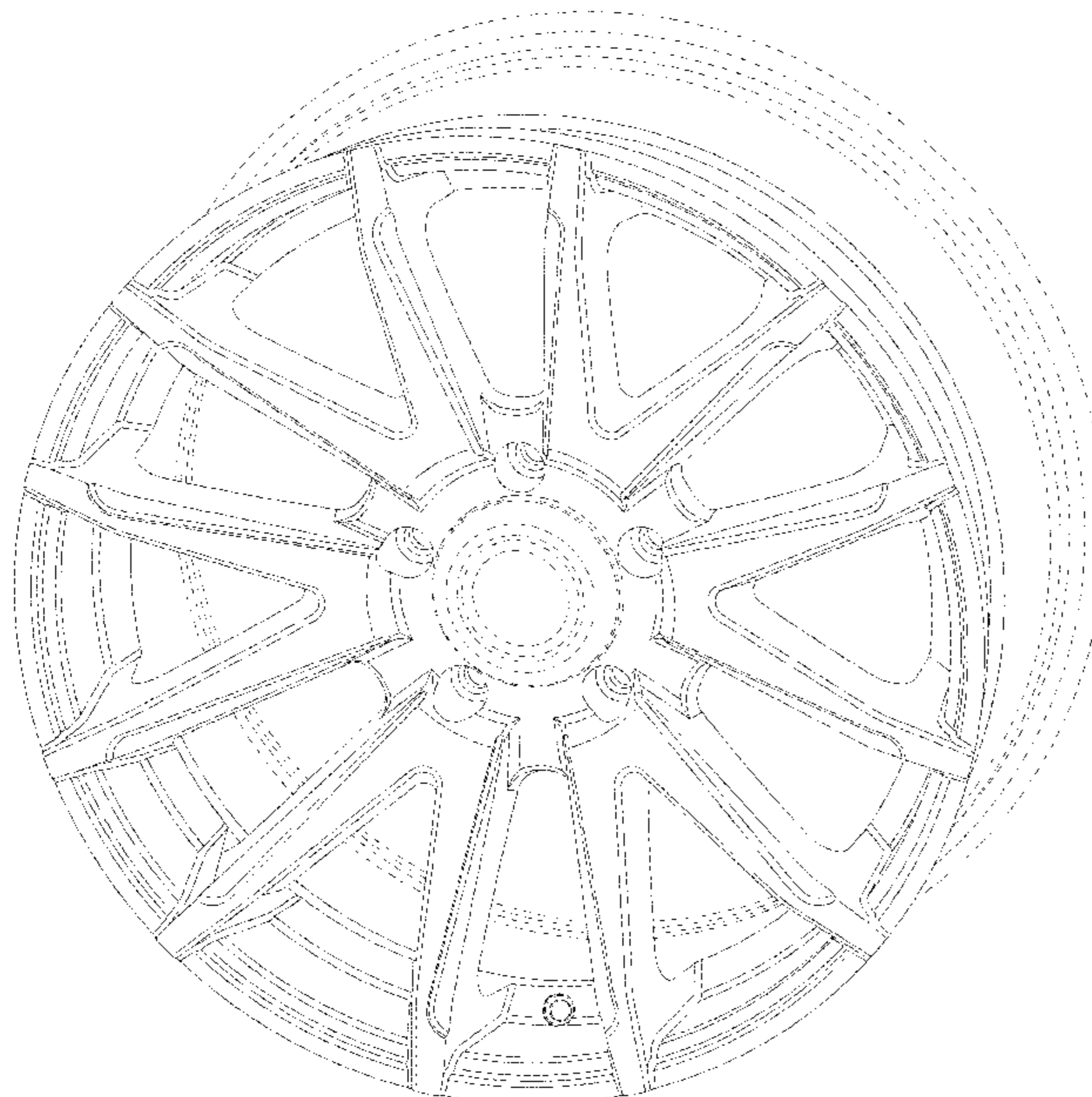
(57) **CLAIM**

The ornamental design for a wheel front face, as shown and described.

**DESCRIPTION**

FIG. 1 is a perspective view of a wheel front face in accordance with the present invention. FIG. 2 is a front view of the wheel front face of FIG. 1; and, FIG. 3 is a side view of the wheel front face of FIG. 1. The surface shading represents contours only, and is not intended to represent surface indicia in the claim. The broken lines depict the rear of the wheel, the rim, and portions of the wheel front face and form no part of the claimed design.

**1 Claim, 3 Drawing Sheets**



(56)

**References Cited**

## U.S. PATENT DOCUMENTS

D763,766 S \* 8/2016 Alfonso ..... D12/211  
9,446,638 B2 \* 9/2016 Tanno ..... B60B 1/12  
D768,047 S \* 10/2016 Hans ..... D12/211  
D769,784 S \* 10/2016 Bazinski ..... D12/209  
D775,045 S \* 12/2016 Peat ..... D12/209  
D778,802 S \* 2/2017 Wolff ..... D12/211  
D780,654 S \* 3/2017 Gallert ..... D12/204  
D782,950 S \* 4/2017 Hatton ..... D12/209  
D784,235 S \* 4/2017 Kim ..... D12/211  
D788,009 S \* 5/2017 Zhao ..... D12/211  
D793,939 S \* 8/2017 Hans ..... D12/211  
D797,636 S \* 9/2017 Chung ..... D12/211  
D803,752 S \* 11/2017 Sempek ..... D12/211  
9,840,110 B2 \* 12/2017 Dingle ..... B60B 3/02  
D808,883 S \* 1/2018 Chung ..... D12/211  
D815,578 S \* 4/2018 Zhao ..... D12/211  
D817,245 S \* 5/2018 Chung ..... D12/209  
D817,845 S \* 5/2018 Guidry ..... D12/209  
D820,763 S \* 6/2018 Badstuebner ..... D12/211  
D821,286 S \* 6/2018 Zhao ..... D12/211  
D823,222 S \* 7/2018 Chung ..... D12/211  
D823,223 S \* 7/2018 Sempek ..... D12/211  
D824,832 S \* 8/2018 Oh ..... D12/209  
D828,267 S \* 9/2018 Badstuebner ..... D12/209

\* cited by examiner

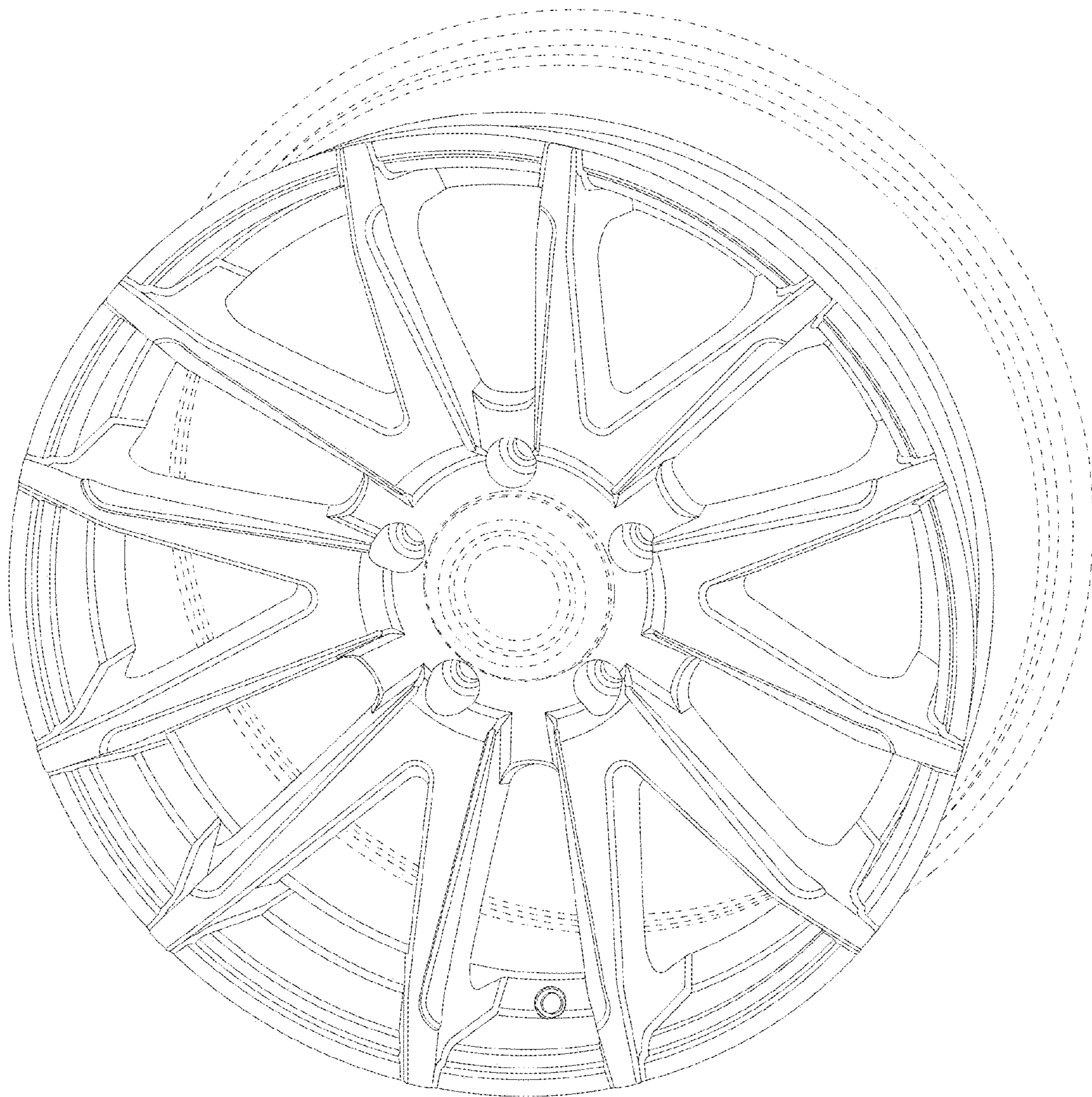


FIG. 1




FIG. 2




FIG. 3