



US00D942338S

(12) **United States Design Patent**  
**Verbrugge**

(10) **Patent No.:** **US D942,338 S**

(45) **Date of Patent:** **\*\* Feb. 1, 2022**

(54) **SPOILER FOR MOTOR VEHICLE**

(71) Applicant: **Dr. Ing. h.c. F. Porsche**  
**Aktiengesellschaft, Stuttgart (DE)**

(72) Inventor: **Cyril Verbrugge, Althengstett (DE)**

(73) Assignee: **Dr. Ing. h.c. F. Porsche**  
**Aktiengesellschaft**

(\*\*) Term: **15 Years**

(21) Appl. No.: **29/727,641**

(22) Filed: **Mar. 12, 2020**

(30) **Foreign Application Priority Data**

Sep. 19, 2019 (DE) ..... 40 2019 101 034.3

(51) **LOC (13) Cl.** ..... **12-16**

(52) **U.S. Cl.**  
USPC ..... **D12/181**

(58) **Field of Classification Search**  
USPC ..... D12/181-184, 191, 400, 190  
CPC ..... B62D 35/00; B62D 35/007; B62D 37/02  
See application file for complete search history.

(56) **References Cited**

**U.S. PATENT DOCUMENTS**

D656,439 S	3/2012	Saracoglu	
D722,929 S	2/2015	Hatter	
D725,559 S	3/2015	Robinson	
D727,227 S	4/2015	Scheinhütte	
D816,568 S	5/2018	Scheinhütte	
D817,828 S	5/2018	Scheinhütte	
D828,251 S	9/2018	Varga	
D905,602 S *	12/2020	Chen	D12/181
D905,603 S *	12/2020	DiCanzio	D12/181
D906,201 S *	12/2020	Chen	D12/181

D907,547 S *	1/2021	Buck	D12/181
D907,548 S *	1/2021	Fischer	D12/181
D907,549 S *	1/2021	Chiang	D12/181
D907,891 S *	1/2021	Zheng	D12/181
D919,522 S *	5/2021	Chen	D12/181
D919,523 S *	5/2021	Chen	D12/181
D926,092 S *	7/2021	Lenglin	D12/181
D931,172 S *	9/2021	Zheng	D12/181
D932,400 S *	10/2021	Anscheidt	D12/181
D932,963 S *	10/2021	Chen	D12/181

**OTHER PUBLICATIONS**

U.S. Appl. No. 29/437,568, by Hatter, filed Nov. 19, 2012.  
U.S. Appl. No. 29/613,579, by Scheinhütte, filed Aug. 11, 2017.  
U.S. Appl. No. 29/646,151, by Yamashita, filed May 2, 2018.  
U.S. Appl. No. 29/704,507, by Lenglin, filed Sep. 5, 2019.  
U.S. Appl. No. 29/700,818, by Larson, filed Aug. 6, 2019.

\* cited by examiner

*Primary Examiner* — Katrina A Betton

(74) *Attorney, Agent, or Firm* — RatnerPrestia


(57) **CLAIM**

The ornamental design for a spoiler for motor vehicle, as shown and described.

**DESCRIPTION**

FIG. 1 is a rear perspective view of a spoiler for motor vehicle;  
FIG. 2 is a front elevation view thereof;  
FIG. 3 is a rear elevation view thereof;  
FIG. 4 is an enlarged right side view thereof;  
FIG. 5 is an enlarged left side view thereof;  
FIG. 6 is a top view thereof; and,  
FIG. 7 is a bottom view thereof.

**1 Claim, 7 Drawing Sheets**






FIG. 1



FIG. 2




FIG. 3




FIG. 4

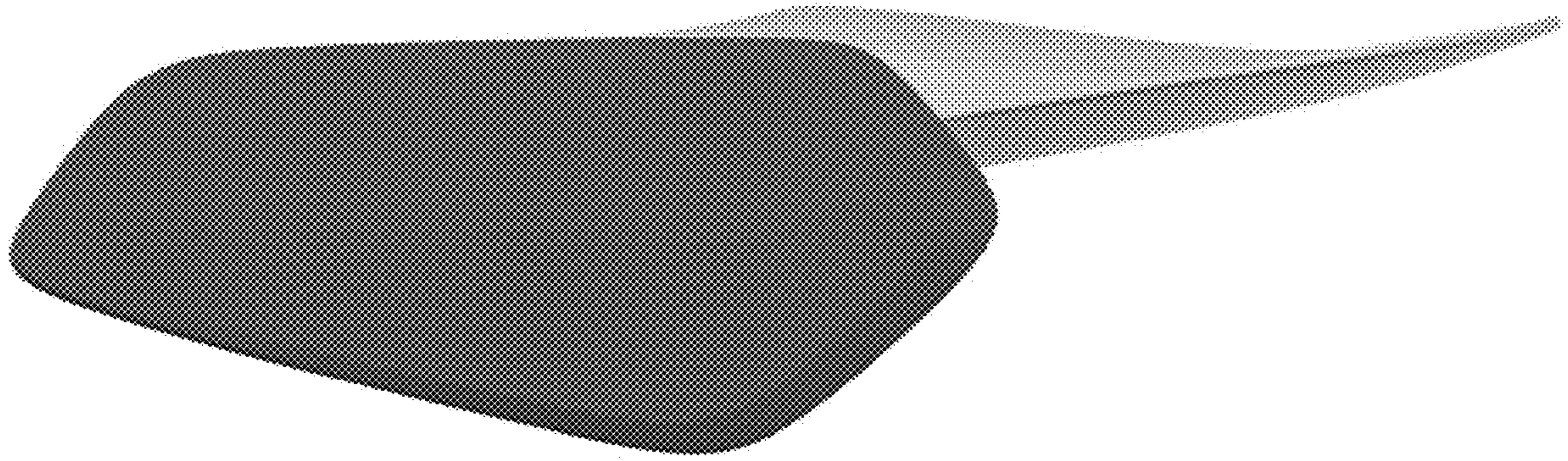


FIG. 5




FIG. 6




FIG. 7