

US00D942335S

(12) **United States Design Patent**  
**Ni et al.**

(10) **Patent No.:** **US D942,335 S**

(45) **Date of Patent:** **\*\* Feb. 1, 2022**

- (54) **TRAILER HITCH BALL MOUNT**
- (71) Applicant: **FORCOME (ZHEJIANG) CO., LTD.**,  
Jinhua (CN)
- (72) Inventors: **Xiaojun Ni**, Jinhua (CN); **Jiancheng Wang**, Jinhua (CN)
- (73) Assignee: **FORCOME (ZHEJIANG) CO., LTD.**,  
Zhejiang (CN)

D834,464 S *	11/2018	Cincunegui .....	D12/162
D841,526 S *	2/2019	Siegel .....	D12/162
D894,800 S *	9/2020	Noel .....	D12/162
D897,245 S *	9/2020	Borkholder .....	D12/162
D907,537 S *	1/2021	Goodner .....	D12/162
D909,922 S *	2/2021	Siegel .....	D12/162
D918,787 S *	5/2021	Cotter .....	D12/162
D922,914 S *	6/2021	Works .....	B60R 9/06 D12/162
D926,088 S *	7/2021	Hart .....	D12/162
D932,385 S *	10/2021	Sablatura .....	B60R 9/06 D12/162
D934,744 S *	11/2021	Mueller .....	D12/162

(\*\*) Term: **15 Years**

(21) Appl. No.: **29/758,514**

(22) Filed: **Nov. 16, 2020**

(51) **LOC (13) Cl.** ..... **12-16**

(52) **U.S. Cl.**  
USPC ..... **D12/162**

(58) **Field of Classification Search**  
USPC ..... D12/159-162  
CPC . B60D 1/60; B60D 1/065; B60D 1/00; B60D  
1/06; B60D 1/36; B62D 33/033  
See application file for complete search history.

(56) **References Cited**

**U.S. PATENT DOCUMENTS**

D687,353 S *	8/2013	Dunn .....	D12/162
D709,805 S *	7/2014	Hill .....	D12/162

\* cited by examiner

*Primary Examiner* — Katrina A Betton

(74) *Attorney, Agent, or Firm* — SZDC Law P.C.

(57) **CLAIM**

The ornamental design for a trailer hitch ball mount, as shown and described.

**DESCRIPTION**

FIG. 1 is a front perspective view of the trailer hitch ball mount;

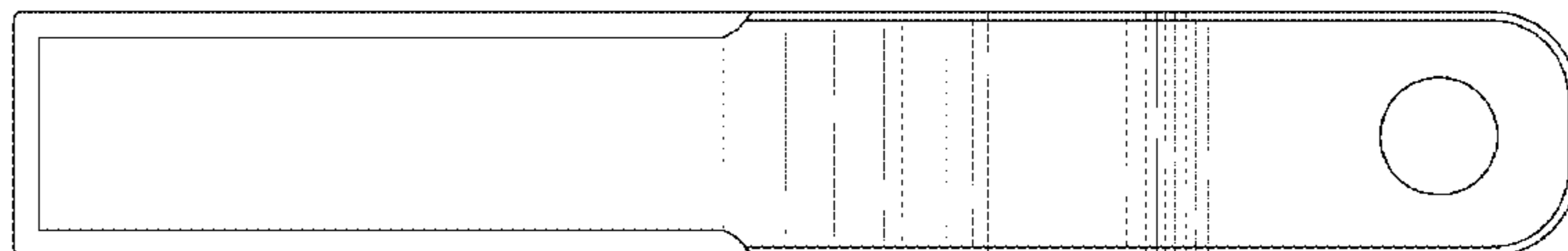
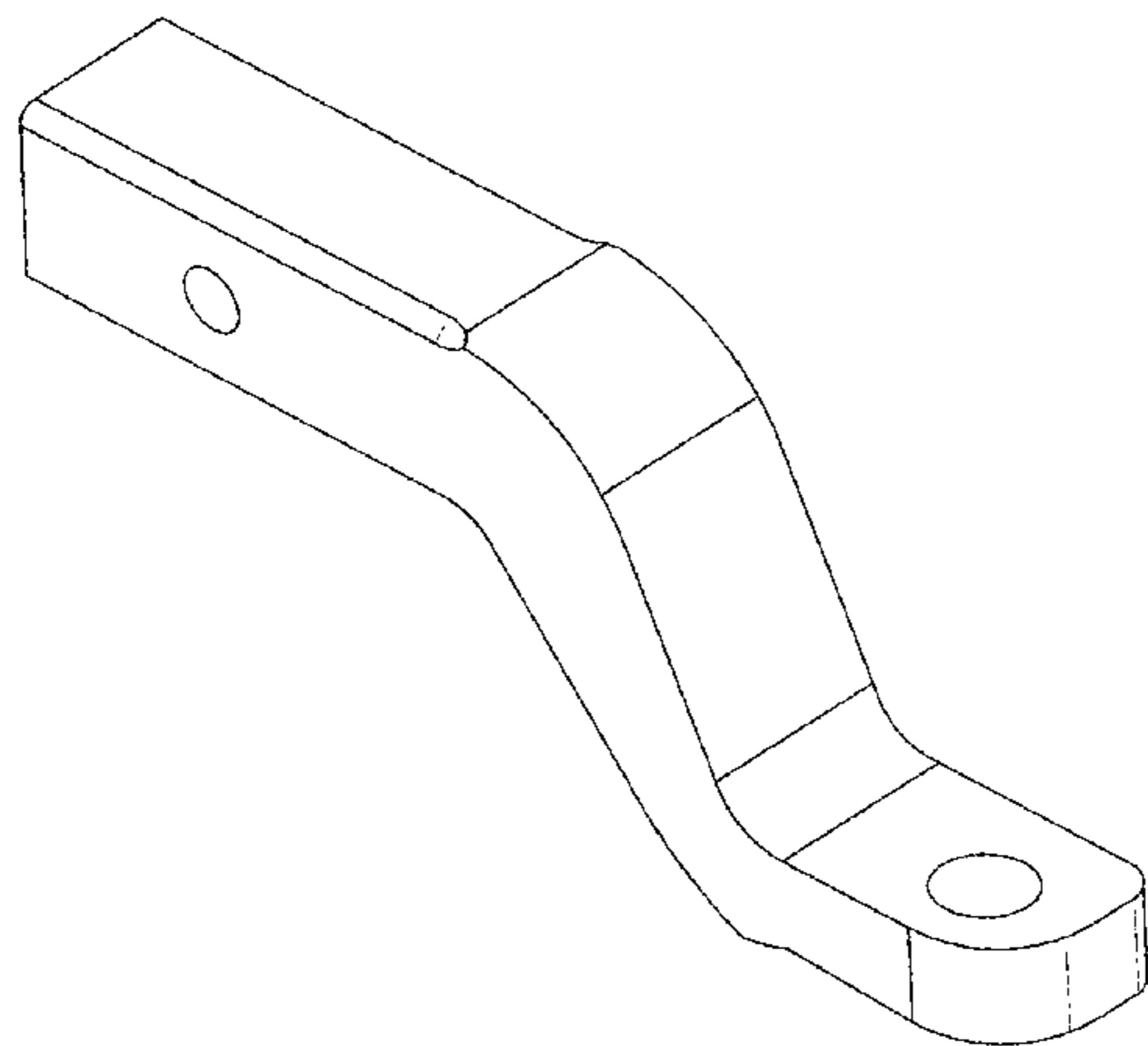
FIG. 2 is a left view of the trailer hitch ball mount;

FIG. 3 is a right view of the trailer hitch ball mount;

FIG. 4 is a top view of the trailer hitch ball mount; and,

FIG. 5 is a bottom view of the trailer hitch ball mount.

**1 Claim, 3 Drawing Sheets**



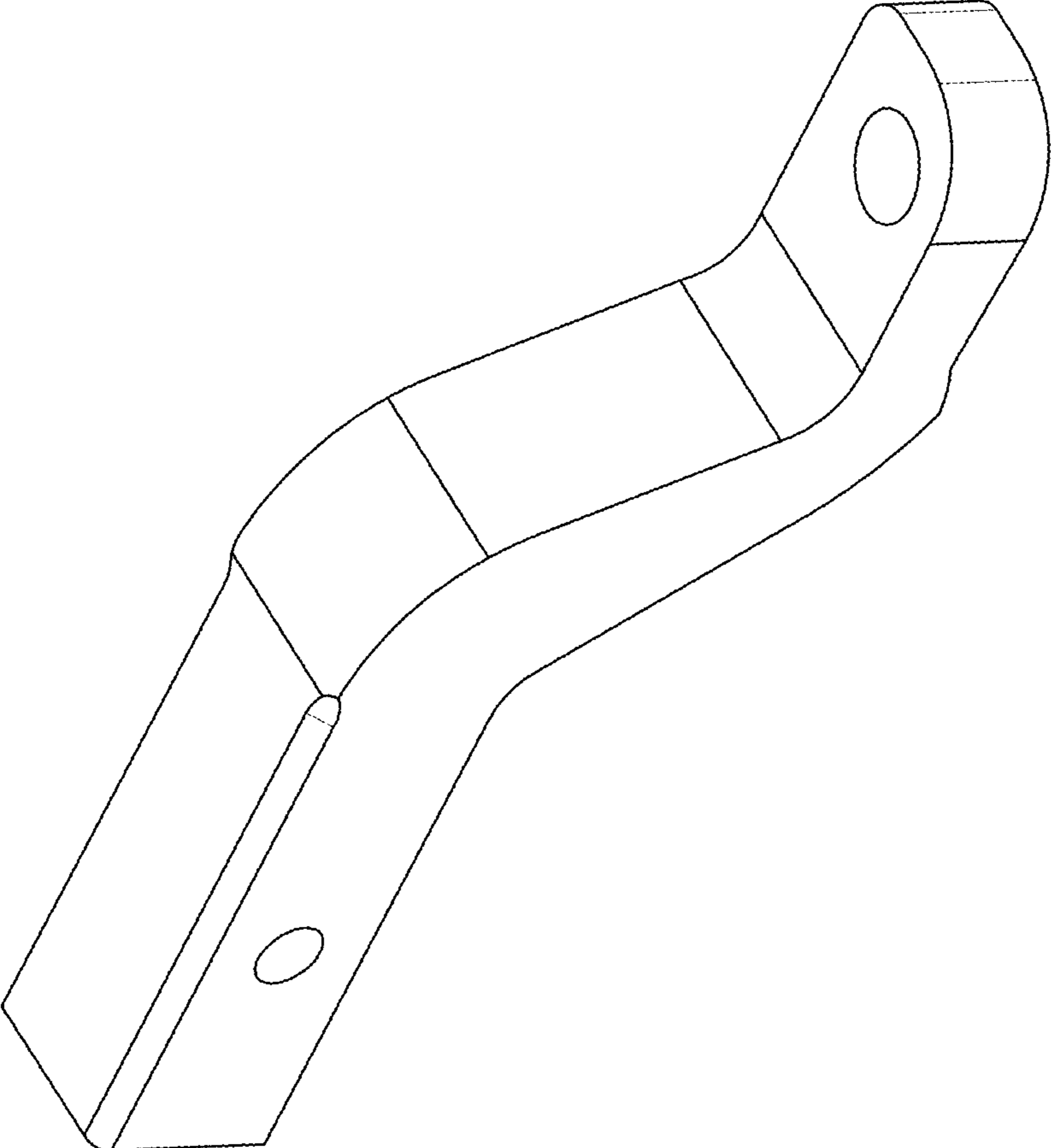


FIG. 1

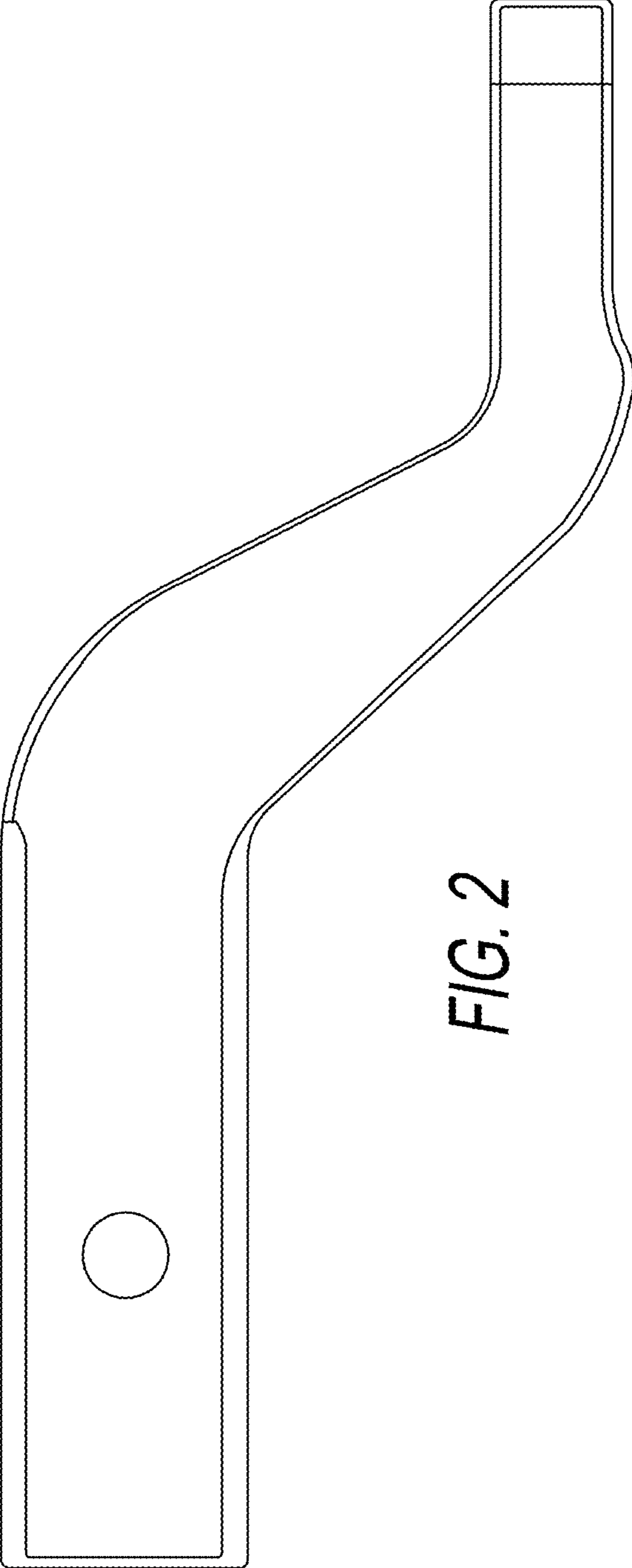


FIG. 2

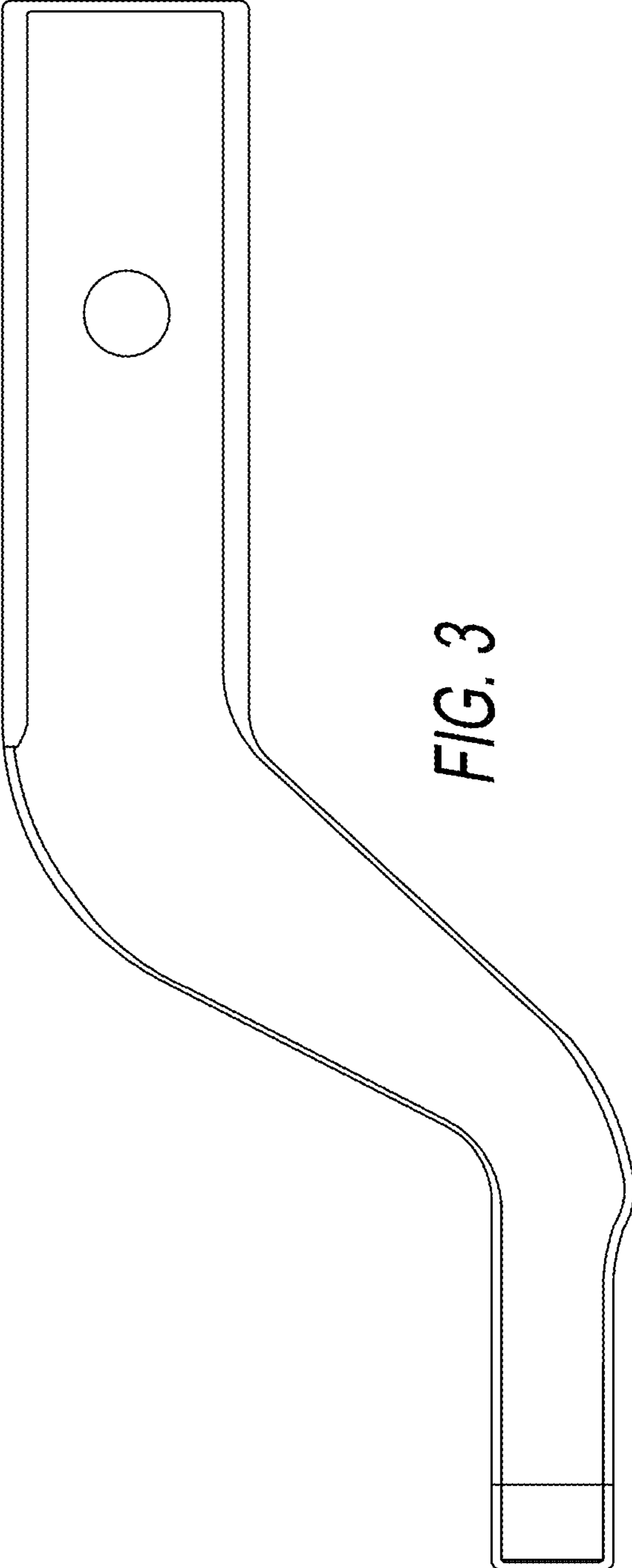


FIG. 3

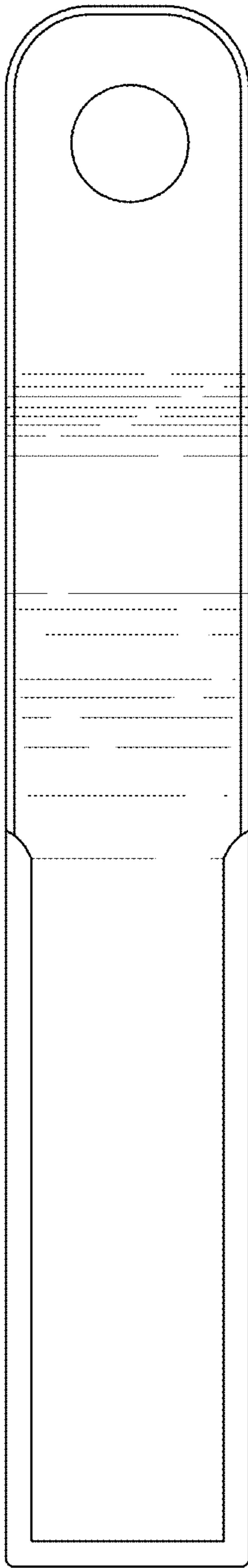


FIG. 4

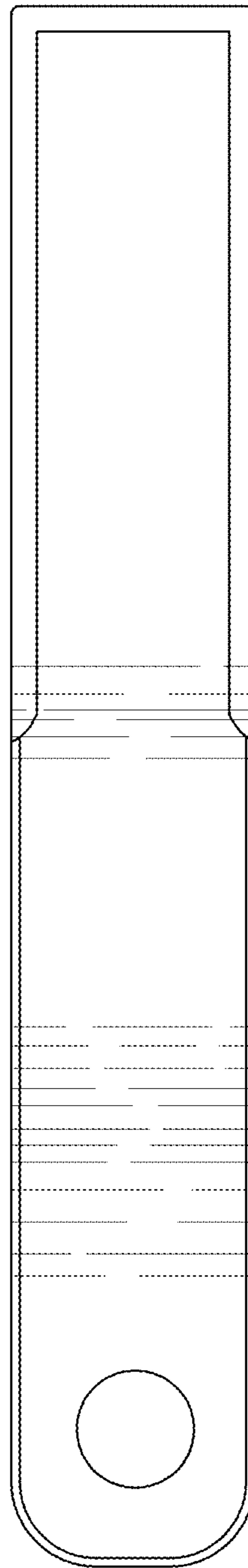


FIG. 5