



US00D942310S

(12) **United States Design Patent** (10) **Patent No.:** **US D942,310 S**
Barr (45) **Date of Patent:** **** Feb. 1, 2022**

- (54) **DECORATIVE CONNECTOR**
- (71) Applicant: **GoldBarr, LLC**, Beverly Hills, CA (US)
- (72) Inventor: **Tammy Barr**, Beverly Hills, CA (US)
- (73) Assignee: **GoldBarr, LLC**, Beverly Hills, CA (US)
- (**) Term: **15 Years**
- (21) Appl. No.: **29/745,491**
- (22) Filed: **Aug. 6, 2020**
- (51) **LOC (13) Cl.** **11-01**
- (52) **U.S. Cl.**
USPC **D11/86**
- (58) **Field of Classification Search**
USPC D11/1-25, 32, 86, 93, 94
CPC A44C 15/00; A44C 15/004; A44C 25/00;
A44C 25/001; A44C 25/007; A44C 25/008
See application file for complete search history.

- D343,140 S * 1/1994 Sperandio D11/79
- 5,974,830 A * 11/1999 Colero A44C 3/008
29/10
- D615,447 S * 5/2010 Raum D11/79
- D789,236 S * 6/2017 Bibault D11/79
- D813,710 S * 3/2018 Psaras D11/79
- D834,990 S * 12/2018 Pandolfino D11/79
- D917,329 S * 4/2021 Matheny D11/79

* cited by examiner

Primary Examiner — Zenia I Bennett
 (74) *Attorney, Agent, or Firm* — Kevin Schraven; Anooj Patel; Hankin Patent Law, APC

(57) **CLAIM**
 The ornamental design for a decorative connector, as shown and described.

DESCRIPTION

FIG. 1 is a top perspective view of a first embodiment of a decorative connector showing my new design. FIG. 2 is a front elevational view thereof. FIG. 3 is a rear elevational view thereof. FIG. 4 is a left side elevational view thereof. FIG. 5 is a right side elevational view thereof. FIG. 6 is a top plan view thereof; and, FIG. 7 is a bottom plan view thereof. The broken lines showing the trade name and website are unclaimed subject matter and form no part of the claimed design.

- (56) **References Cited**
 U.S. PATENT DOCUMENTS
 D252,561 S * 8/1979 Durante D11/46
 D324,189 S * 2/1992 Makoshi D11/79
 D340,005 S * 10/1993 Butler, Jr. D11/79

1 Claim, 6 Drawing Sheets






Fig. 1

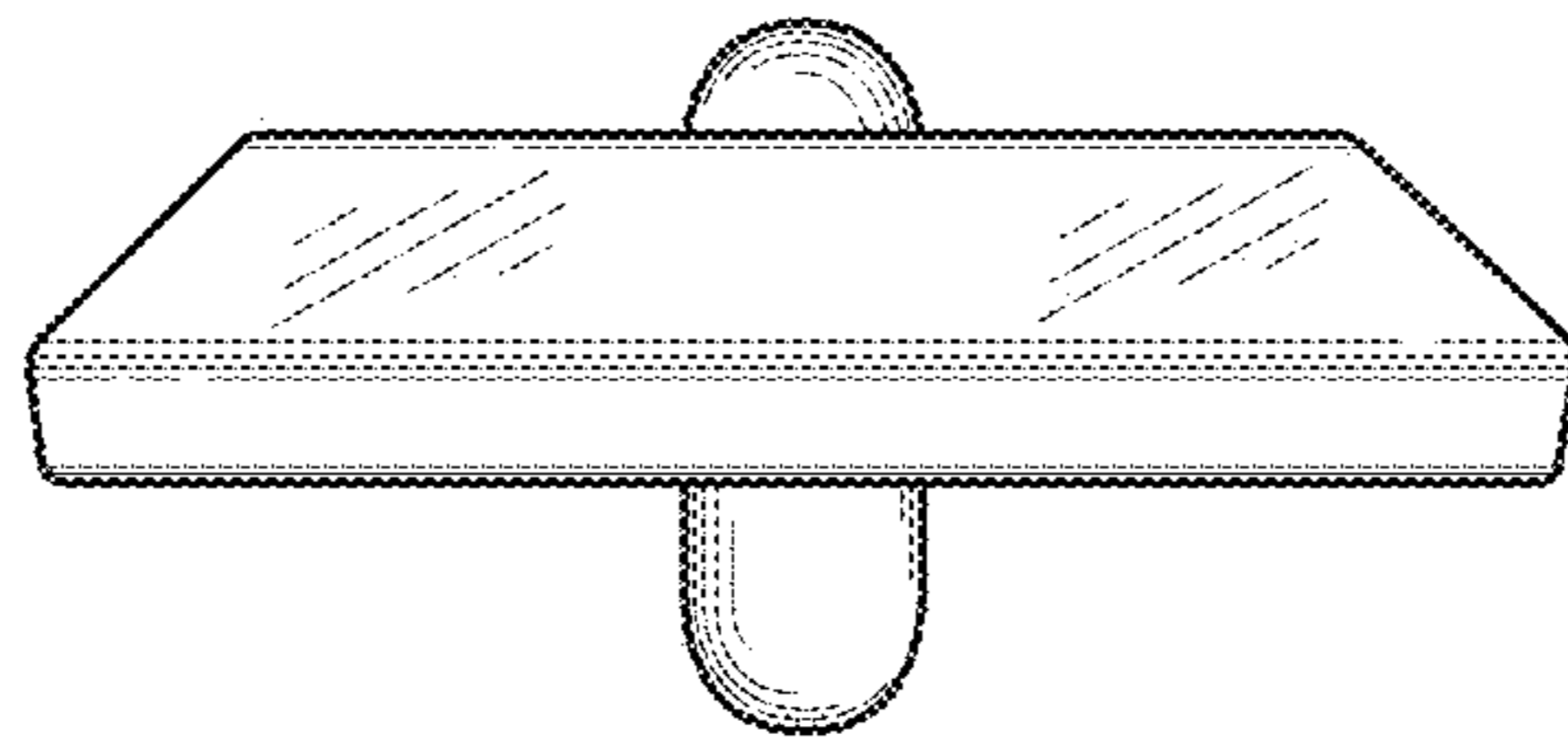


Fig.2

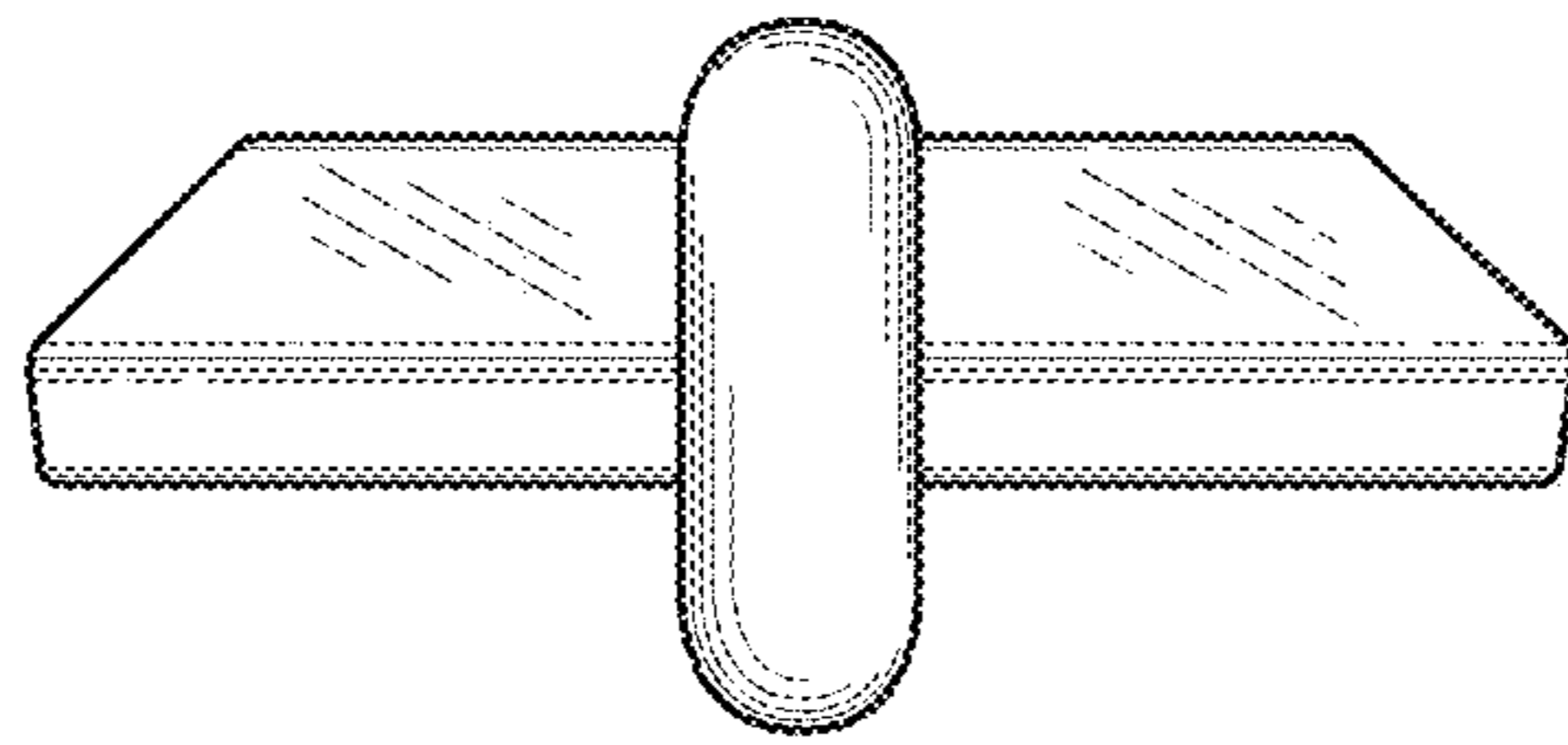


Fig.3

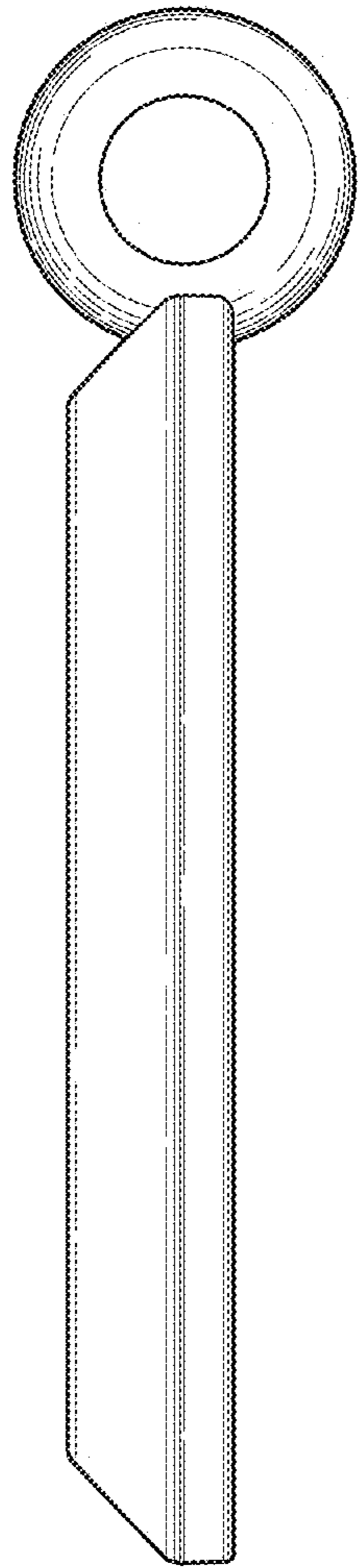


Fig.4

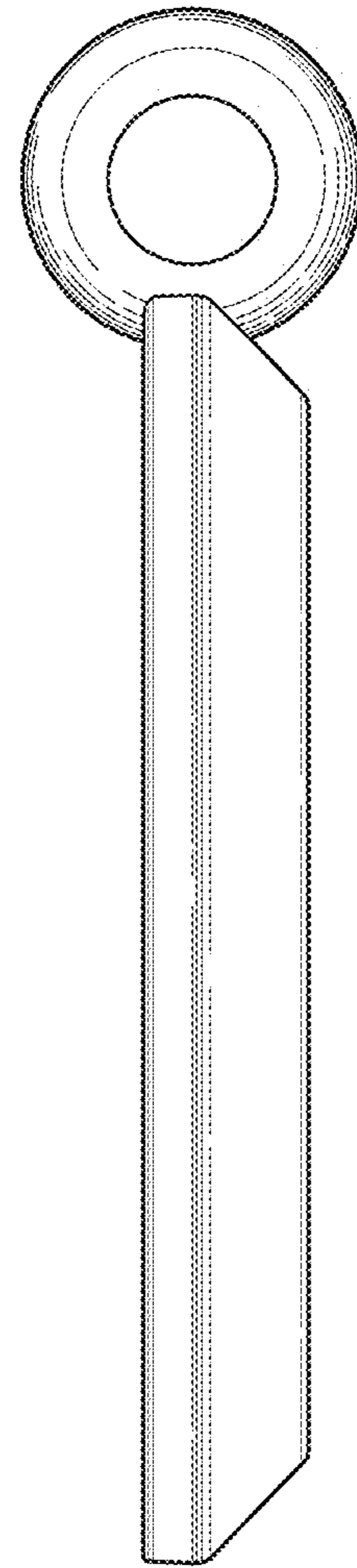


Fig.5




Fig.6




Fig. 7