



US00D942300S

(12) **United States Design Patent**
Kwon

(10) **Patent No.:** **US D942,300 S**
(45) **Date of Patent:** **** Feb. 1, 2022**

- (54) **BRACELET**
- (71) Applicant: **Harry Winston SA**, Plan-les-Ouates (CH)
- (72) Inventor: **Chaeree Kwon**, New York, NY (US)
- (73) Assignee: **Harry Winston SA**, Plan-les-Ouates (CH)
- (**) Term: **15 Years**
- (21) Appl. No.: **29/724,372**
- (22) Filed: **Feb. 14, 2020**

1,771,129	A *	7/1930	Lampl	A44C 15/001
				D11/11
2,051,591	A *	8/1936	Brogan	A44C 5/2071
				D11/11
D129,531	S *	9/1941	Mark	D11/10
D150,605	S *	8/1948	Katz	D11/16
D160,958	S *	11/1950	Philippe	D11/10
D167,653	S *	9/1952	Philippe	D11/6
D171,158	S *	12/1953	Katz	D11/6
D171,353	S *	1/1954	Katz	D11/6
D174,242	S *	3/1955	White et al.	D11/2
D177,589	S *	5/1956	Quiriou	D11/16
3,208,238	A *	9/1965	Spitzer	A44C 5/209
				63/3.1
D468,226	S *	1/2003	Upton	D11/11
D657,281	S *	4/2012	Psaute	D11/11
D747,662	S *	1/2016	Yatsugi-Kang	D11/16
D787,360	S *	5/2017	Le Bail	D11/3

(30) **Foreign Application Priority Data**

Aug. 27, 2019 (WO) DM/203724

- (51) **LOC (13) Cl.** **11-01**
- (52) **U.S. Cl.**

USPC **D11/16**

(58) **Field of Classification Search**

USPC D11/1-13, 16-18, 40-43, 79, 91, 92
CPC . A44C 15/0015; A44C 15/002; A44C 15/005;
A44C 15/0055; A44C 17/02; A44C
17/04; A44C 25/001; A44C 11/002

See application file for complete search history.

(56) **References Cited**

U.S. PATENT DOCUMENTS

D57,180	S *	2/1921	Miller	D11/11
1,371,932	A *	3/1921	Przybyla	A44C 11/00
				D11/14
D64,259	S *	3/1924	McDermott	D11/2
1,525,005	A *	2/1925	Sherman	A44C 5/00
				D11/11

* cited by examiner

Primary Examiner — Llorellys Martinez

(74) *Attorney, Agent, or Firm* — Blank Rome LLP


(57) **CLAIM**

The ornamental design for a bracelet, as shown and described.

DESCRIPTION

FIG. 1 is a top view of a bracelet of the present design;
FIG. 2 is a bottom view thereof;
FIG. 3 is a front view thereof;
FIG. 4 is a rear view thereof;
FIG. 5 is a left perspective view thereof;
FIG. 6 is a right perspective view thereof;
FIG. 7 is a front left perspective view thereof; and,
FIG. 8 is a bottom left perspective view thereof.

1 Claim, 8 Drawing Sheets






FIG. 1



FIG. 2



FIG. 3



FIG. 4

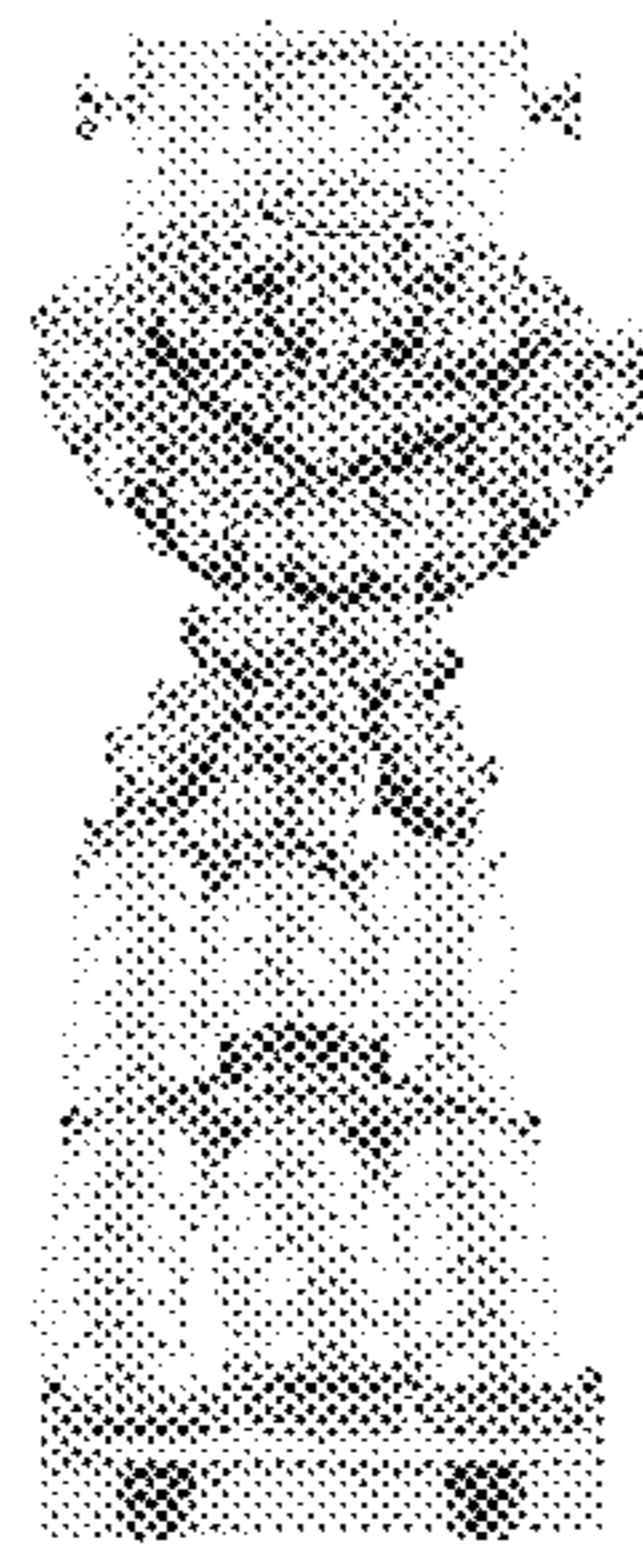


FIG. 5




FIG. 6



FIG. 7



FIG. 8