



US00D942295S

(12) **United States Design Patent**
Wang et al.

(10) **Patent No.:** **US D942,295 S**
(45) **Date of Patent:** **** Feb. 1, 2022**

(54) **ENCLOSURE FOR A SECURITY SYSTEM CONTROLLER**

(71) Applicant: **Honeywell International Inc.**, Morris Plains, NJ (US)

(72) Inventors: **Chenghao Wang**, Shanghai (CN); **Kevin Gao**, Shanghai (CN); **Rene von Franquemont**, Alkmaar (NL)

(73) Assignee: **HONEYWELL INTERNATIONAL INC.**, Charlotte, NC (US)

(**) Term: **15 Years**

(21) Appl. No.: **29/729,551**

(22) Filed: **Mar. 27, 2020**

(51) **LOC (13) Cl.** **10-05**

(52) **U.S. Cl.**
USPC **D10/106.1**

(58) **Field of Classification Search**
USPC D10/103, 104.1, 106.1, 106.6, 106.95;
D14/240, 356, 357, 358; D13/162, 184
CPC G08B 13/08; H04M 11/04; H05K 5/03
See application file for complete search history.

(56) **References Cited**

U.S. PATENT DOCUMENTS

D304,929 S *	12/1989	Bench	D13/162
D445,789 S *	7/2001	Zmehrir	D14/356
9,410,847 B2 *	8/2016	Buckley	G01J 5/08
D805,941 S *	12/2017	Jou	D10/106.6
D856,826 S *	8/2019	Erbacher	D10/49
D859,195 S *	9/2019	Kristensson	D10/106.1
D862,255 S *	10/2019	Erbacher	D10/49
D884,493 S *	5/2020	Erbacher	D10/49
D904,913 S *	12/2020	MacMahon	D10/106.1
D909,222 S *	2/2021	Siminoff	D10/106.1
2003/0190906 A1 *	10/2003	Winick	G08B 25/008 455/404.1

2010/0060454 A1 *	3/2010	Kazanchian	H05K 1/0218 340/572.1
2017/0336436 A1 *	11/2017	Maegawa	H05K 5/0078
2019/0150304 A1 *	5/2019	Hiratani	H02G 3/16 361/676
2020/0125773 A1 *	4/2020	Tang	H05K 5/0208
2020/0266612 A1 *	8/2020	Joyce	H05K 5/03

(Continued)

OTHER PUBLICATIONS

Honeywell MPA1 Access Control Panel; Jul. 2020; 4 pgs.*
(Continued)

Primary Examiner — Selina Sikder

(74) *Attorney, Agent, or Firm* — Seager, Tufte & Wickhem, LLP

(57) **CLAIM**

The ornamental design for an enclosure for a security system controller, as shown and described.

DESCRIPTION

FIG. 1 is a perspective view of an enclosure for a security system controller;

FIG. 2 is a front side view of the enclosure of FIG. 1;

FIG. 3 is a left side view of the enclosure of FIG. 1;

FIG. 4 is a right side view of the enclosure of FIG. 1;

FIG. 5 is a top side view of the enclosure of FIG. 1;

FIG. 6 is a bottom side view of the enclosure of FIG. 1;

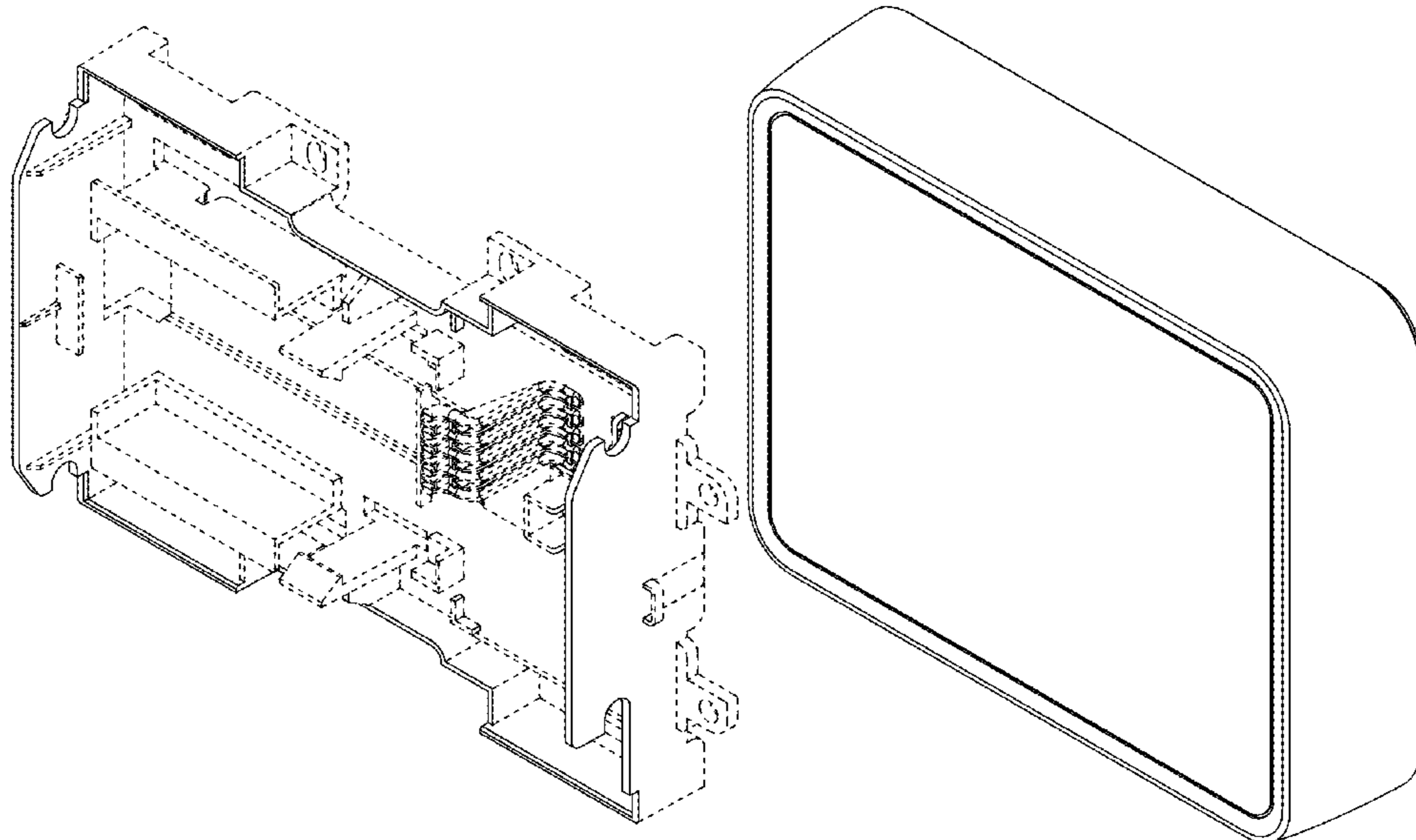
FIG. 7 is a back side view of the enclosure of FIG. 1; and,

FIG. 8 is a perspective view of the enclosure of FIG. 1 with a top cover installed.

The left side of top cover of FIG. 8 is a mirror image of the right side, and the top side is a mirror image of the bottom side.

The portions illustrated in broken lines on the figures are for illustrative purposes only and form no part of the claimed design.

1 Claim, 8 Drawing Sheets



(56)

References Cited

U.S. PATENT DOCUMENTS

2020/0357253 A1* 11/2020 Carlson G01V 3/081
2021/0084781 A1* 3/2021 Cams H05K 5/0221
2021/0204423 A1* 7/2021 Su H05K 5/0213
2021/0209907 A1* 7/2021 Carlson G06K 7/10425
2021/0218178 A1* 7/2021 Villardier H01R 13/447

OTHER PUBLICATIONS

Matrix Comsec COSEC ARC intelligent single door IP access control panel ; retrieved on Sep. 15, 2021; 1 pg.; <https://www.securityinformed.com/news/matrix-comsec-cosec-arc-single-door-access-control-panel-co-10086-ga-npr.20813.html>.*

Datasheet-axis-a1001-network-door-controller-en-us-286869; retrieved on Sep. 15, 2021; 2 pgs.; <https://www.axis.com/products/axis-a1001>.*

AXIS A1601 Network Door Controller—CamCentral Systems Inc; retrieved on Sep. 15, 2021; 7 pgs.;<https://www.camcentral.net/product/axis-a1601-network-door-controller/>.*

* cited by examiner

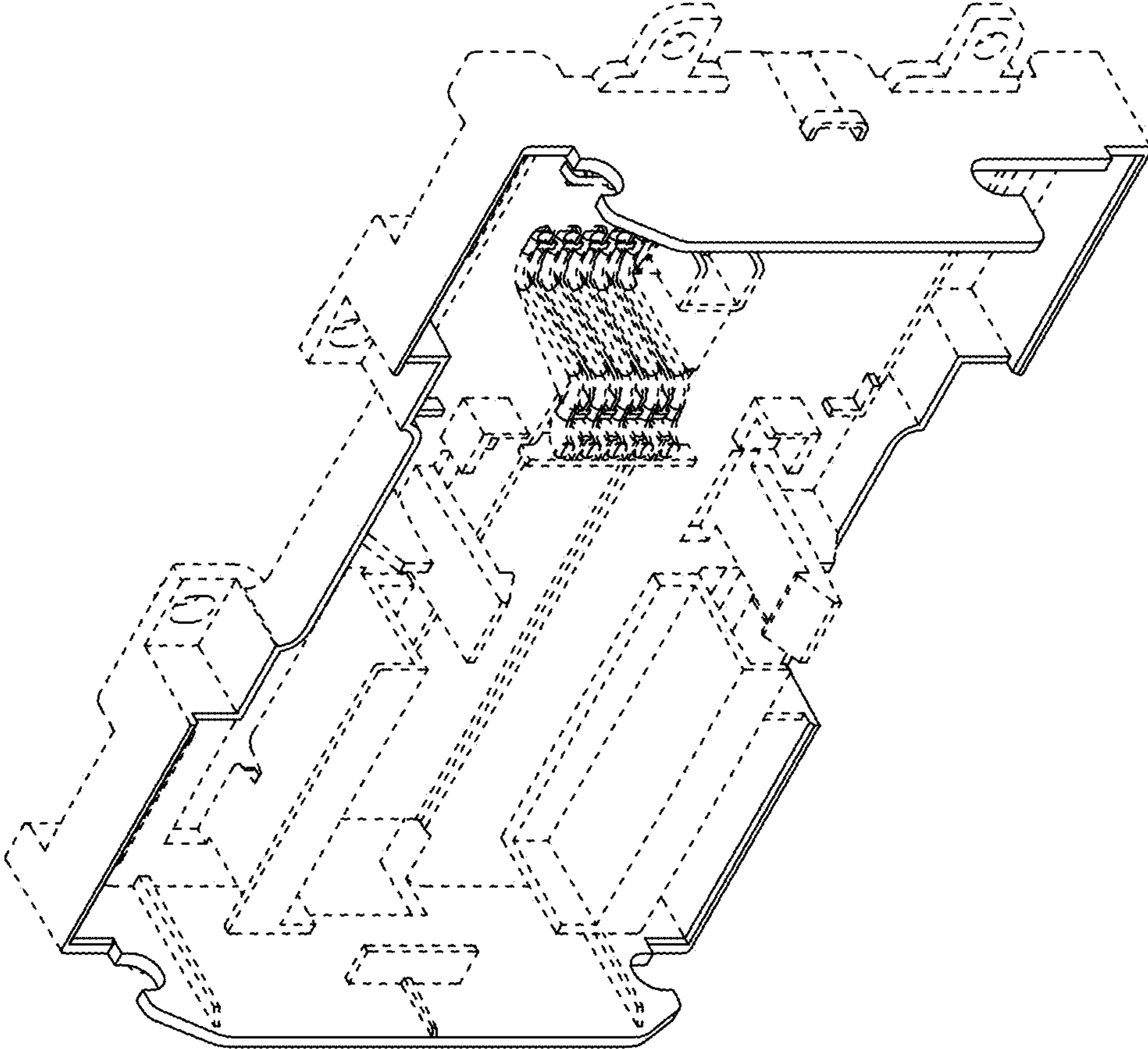


FIG. 1

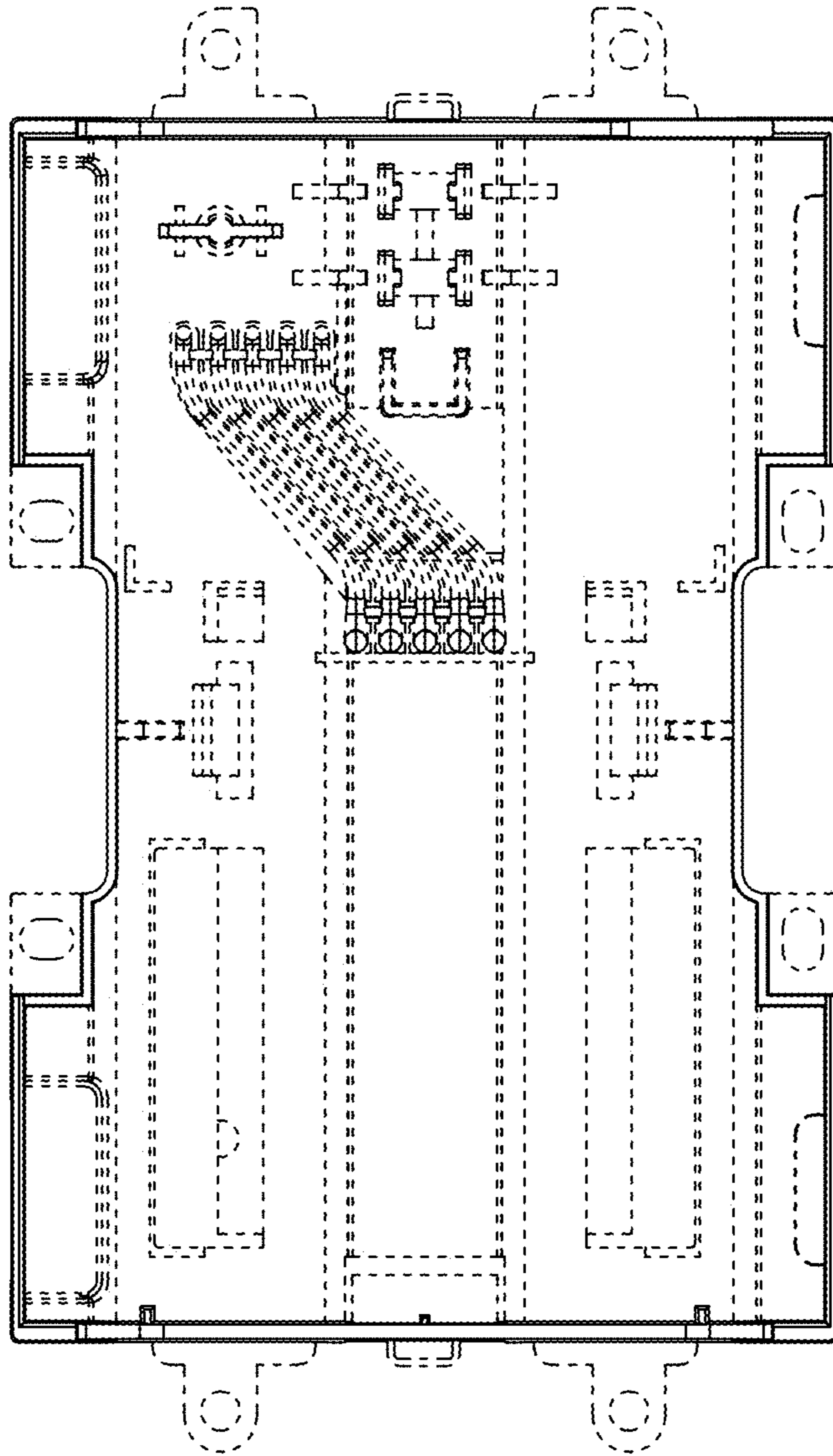


FIG. 2

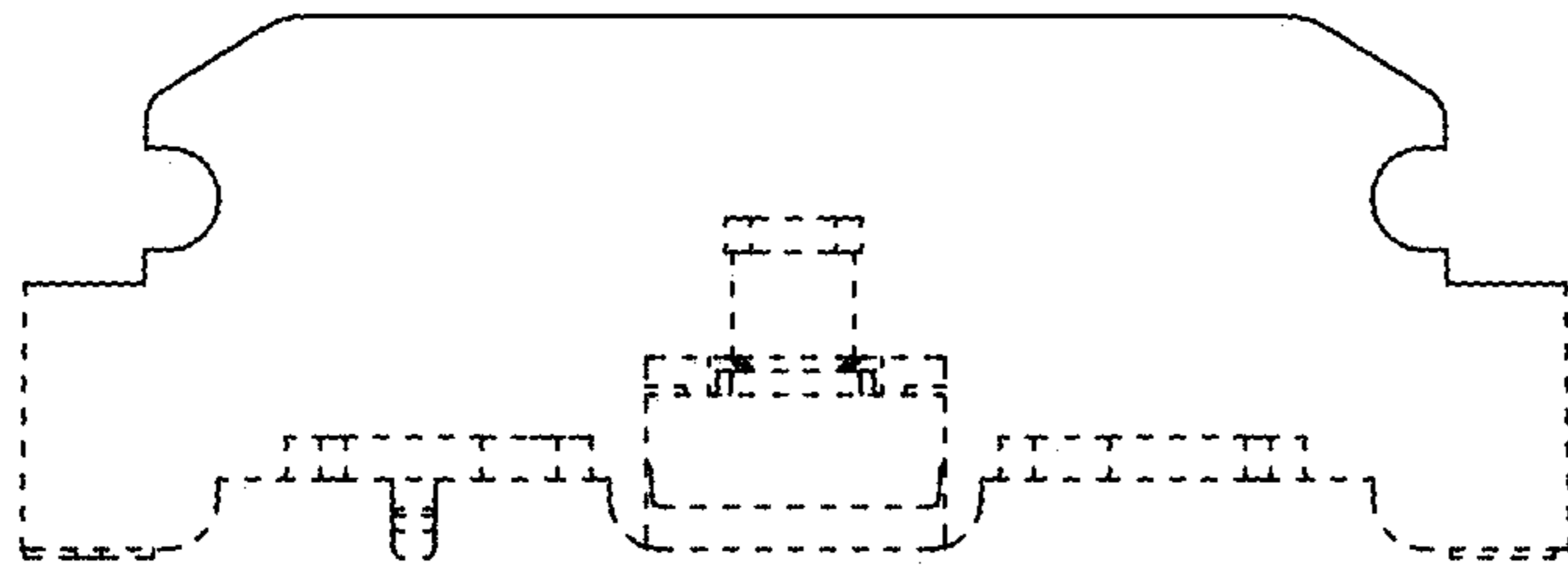


FIG. 3

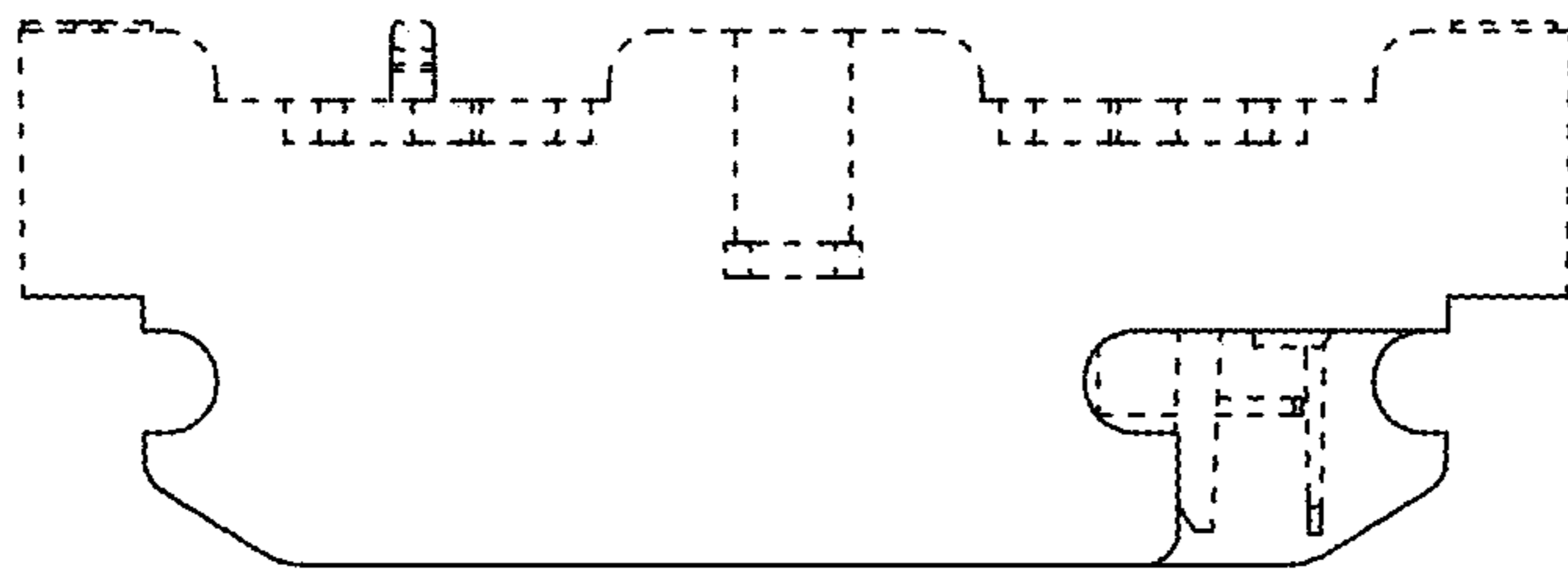


FIG. 4

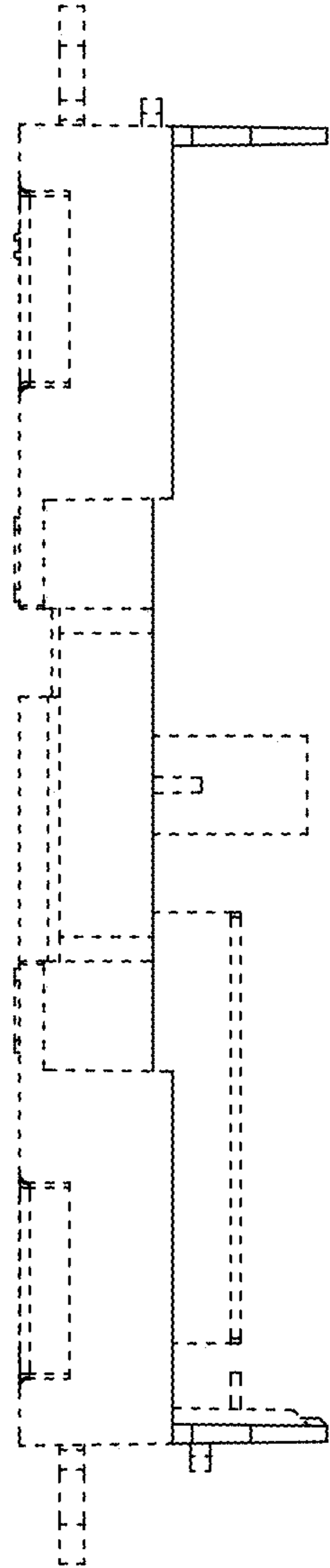


FIG. 5

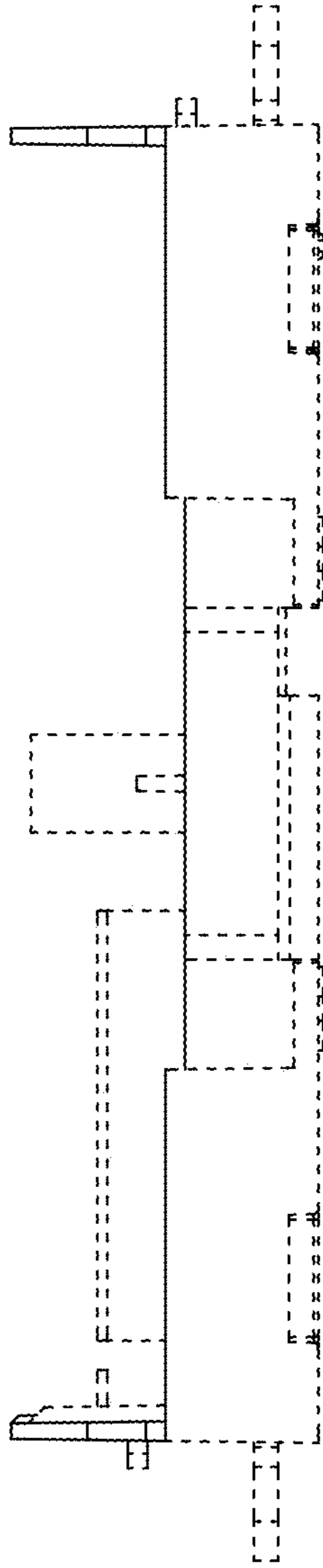


FIG. 6

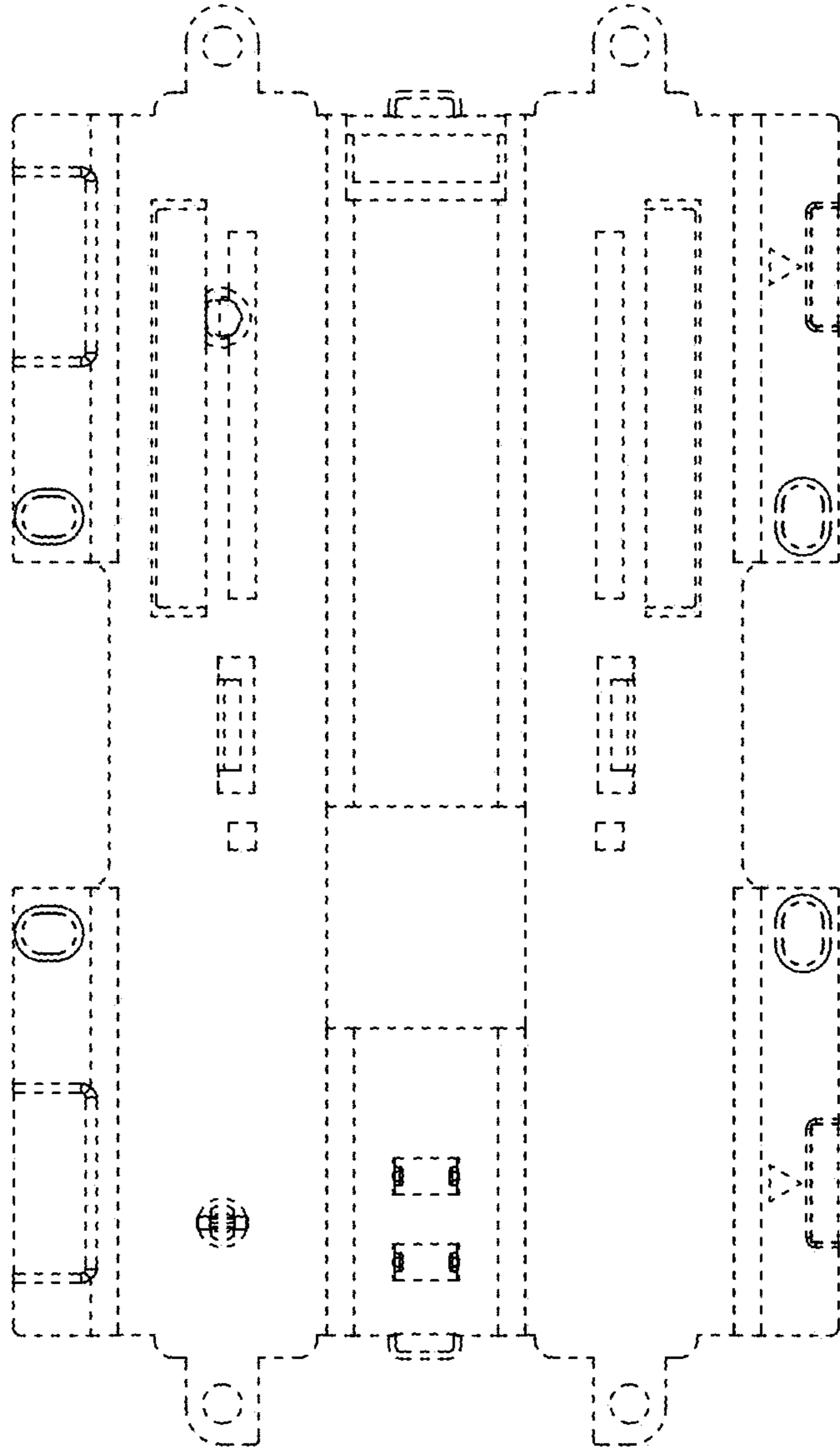


FIG. 7




FIG. 8