

US00D942267S

(12) **United States Design Patent**  
**Rana**

(10) **Patent No.:** **US D942,267 S**  
(45) **Date of Patent:** **\*\* Feb. 1, 2022**

- (54) **FOOD PRODUCT PACKAGING**
- (71) Applicant: **PASTIFICIO RANA S.p.A.**, Verona (IT)
- (72) Inventor: **Giovanni Rana**, Verona (IT)
- (73) Assignee: **PASTIFICIO RANA S.p.A.**, Verona (IT)
- (\*\*) Term: **15 Years**
- (21) Appl. No.: **29/761,783**
- (22) Filed: **Dec. 11, 2020**

**Related U.S. Application Data**

- (62) Division of application No. 29/640,185, filed on Mar. 12, 2018.

**Foreign Application Priority Data**

- Jul. 13, 2017 (EM) ..... 004101806
- (51) **LOC (13) Cl.** ..... **09-03**
- (52) **U.S. Cl.**  
USPC ..... **D9/433**
- (58) **Field of Classification Search**  
USPC ..... D9/430, 433, 702, 707, 709, 710, 711,  
D9/715, 720, 721, 722, 761; D7/554,  
D7/584  
CPC .... B65D 75/26; B65D 85/76; B65D 75/5855;  
B65D 75/30; B65D 65/40; B65D 31/02;  
B65D 75/20; B65D 2575/586; B65D  
75/12; B32B 2439/70  
See application file for complete search history.

**References Cited**

**U.S. PATENT DOCUMENTS**

- 205,531 A 7/1878 Donahue
- 622,921 A \* 4/1899 Fuller ..... B65D 5/2047  
229/104

- 661,071 A \* 11/1900 O'Meara ..... B65D 3/08  
229/106
- 1,702,945 A 2/1929 Meisner
- 1,892,756 A 1/1933 Horne
- D108,605 S 2/1938 Nagle
- 3,276,660 A \* 10/1966 Vesak ..... B65D 5/46016  
229/117.19
- 3,366,306 A \* 1/1968 Kotowick ..... B65D 5/2019  
229/117.25
- 3,447,672 A 6/1969 Bailey et al.
- 3,489,331 A \* 1/1970 Ingemar ..... B65D 5/56  
229/109
- 3,516,594 A \* 6/1970 Donaldw ..... B65D 5/2047  
229/117.17
- 4,081,125 A \* 3/1978 Meyers ..... B65D 5/48024  
206/561
- 4,089,458 A \* 5/1978 Meyers ..... B65D 5/48  
229/106

(Continued)

*Primary Examiner* — Lauren R Calve

(74) *Attorney, Agent, or Firm* — Arent Fox LLP

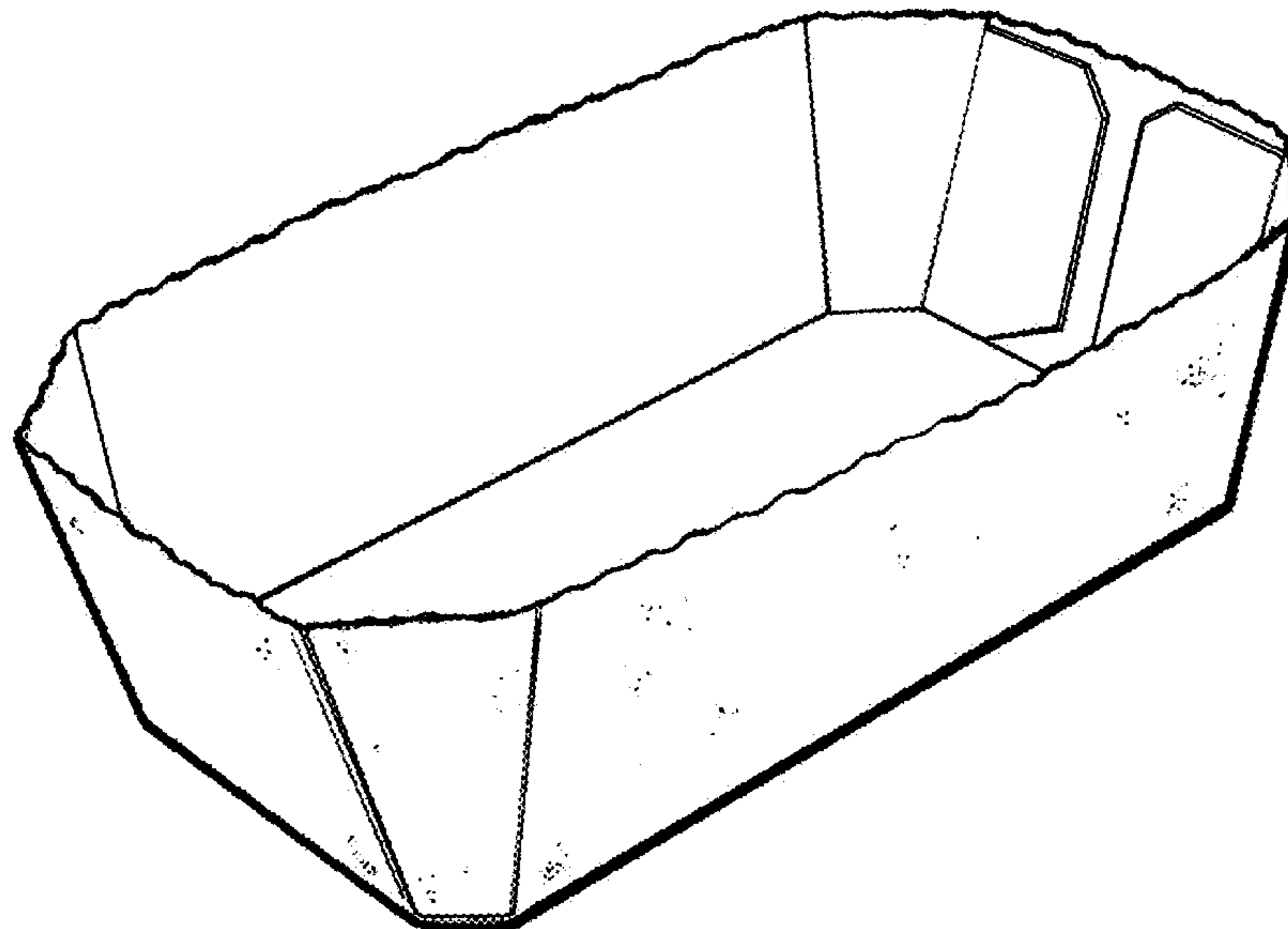
**CLAIM**

(57) The ornamental design for food product packaging, as shown and described.

**DESCRIPTION**

FIG. 1 is a front perspective view of food product packaging according to the new design;  
 FIG. 2 is a left perspective view thereof, angled leftward approximately 15° from vertical;  
 FIG. 3 is a right perspective view thereof, angled rightward approximately 15° from vertical;  
 FIG. 4 is a front perspective view thereof, angled frontward approximately 15° from vertical;  
 FIG. 5 is a rear perspective view thereof, angled rearward approximately 15° from vertical;  
 FIG. 6 is a top view thereof; and,  
 FIG. 7 is a bottom view thereof.

**1 Claim, 7 Drawing Sheets**



(56)

**References Cited**

U.S. PATENT DOCUMENTS

4,126,261	A *	11/1978	Cook .....	B65D 5/48024 229/120.08
5,326,021	A *	7/1994	Farrell .....	B65D 5/2033 229/109
5,645,300	A	7/1997	Hill	
6,588,652	B2 *	7/2003	Cai .....	B65D 5/2047 229/117.07
6,612,482	B2	9/2003	Ross	
D599,656	S	9/2009	Bierschenk	
D639,186	S	6/2011	Shapiro et al.	
D640,566	S	6/2011	Norlin et al.	
D641,256	S	7/2011	Fisher	
D668,965	S	10/2012	Crawford	
D710,213	S	8/2014	Birchmeier	
D752,432	S	3/2016	Brown	
D755,017	S	5/2016	Piechocinski	
D775,947	S *	1/2017	Epstein .....	D9/433
D839,729	S	2/2019	Oliveira	
D850,902	S	6/2019	Raut et al.	
10,336,500	B2	7/2019	Burke	
D860,780	S	9/2019	Requena et al.	
D867,875	S	11/2019	Greenfeld	
2002/0148883	A1	10/2002	Timbrook et al.	
2003/0071036	A1	4/2003	Savage et al.	
2006/0138013	A1	6/2006	Lamstein	
2006/0208049	A1	9/2006	Duerson et al.	
2010/0264151	A1	10/2010	Reddy-Wynn	
2015/0266609	A1 *	9/2015	Lefebvre .....	B65D 5/28 229/109

\* cited by examiner

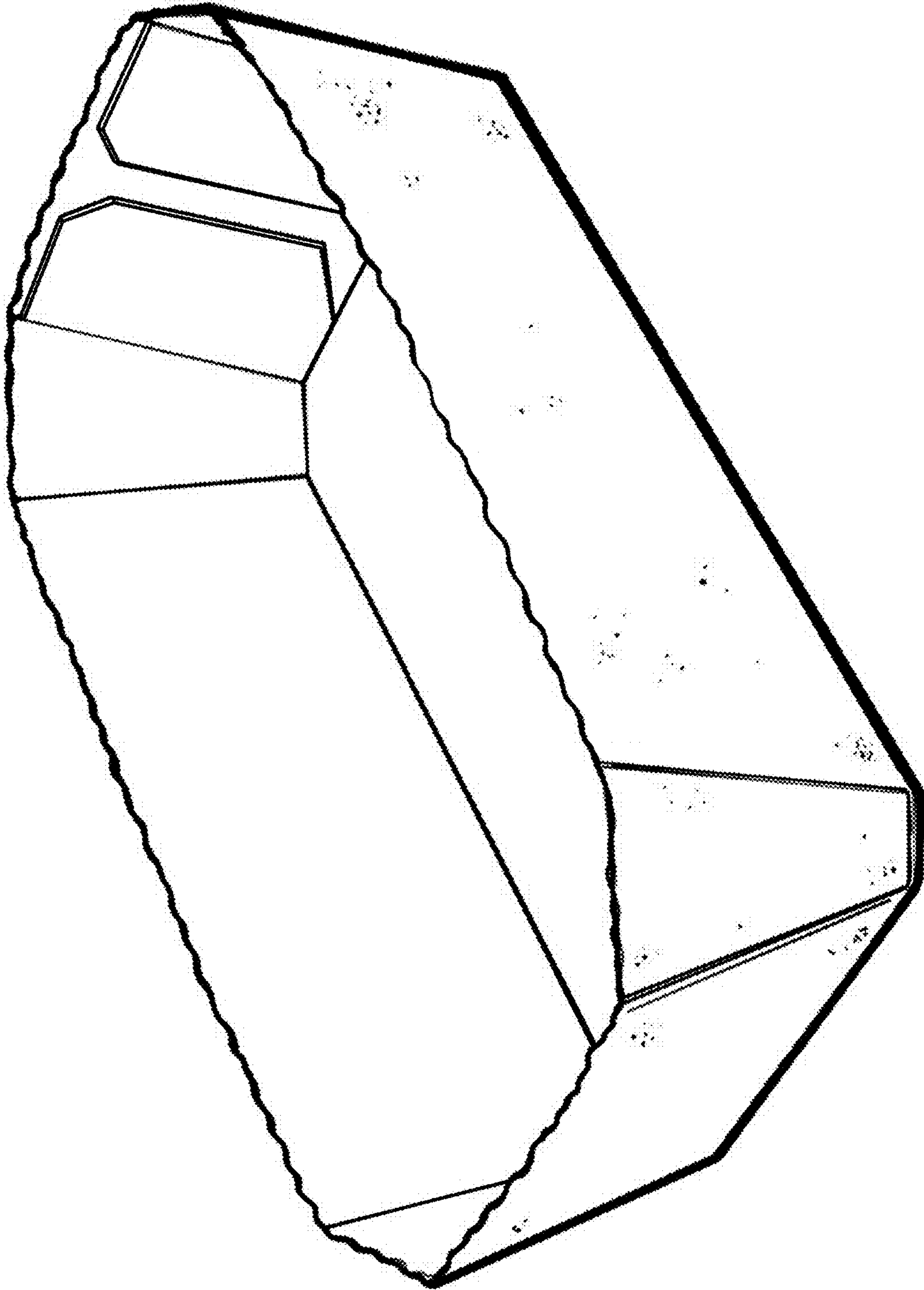


FIG. 1




FIG. 2


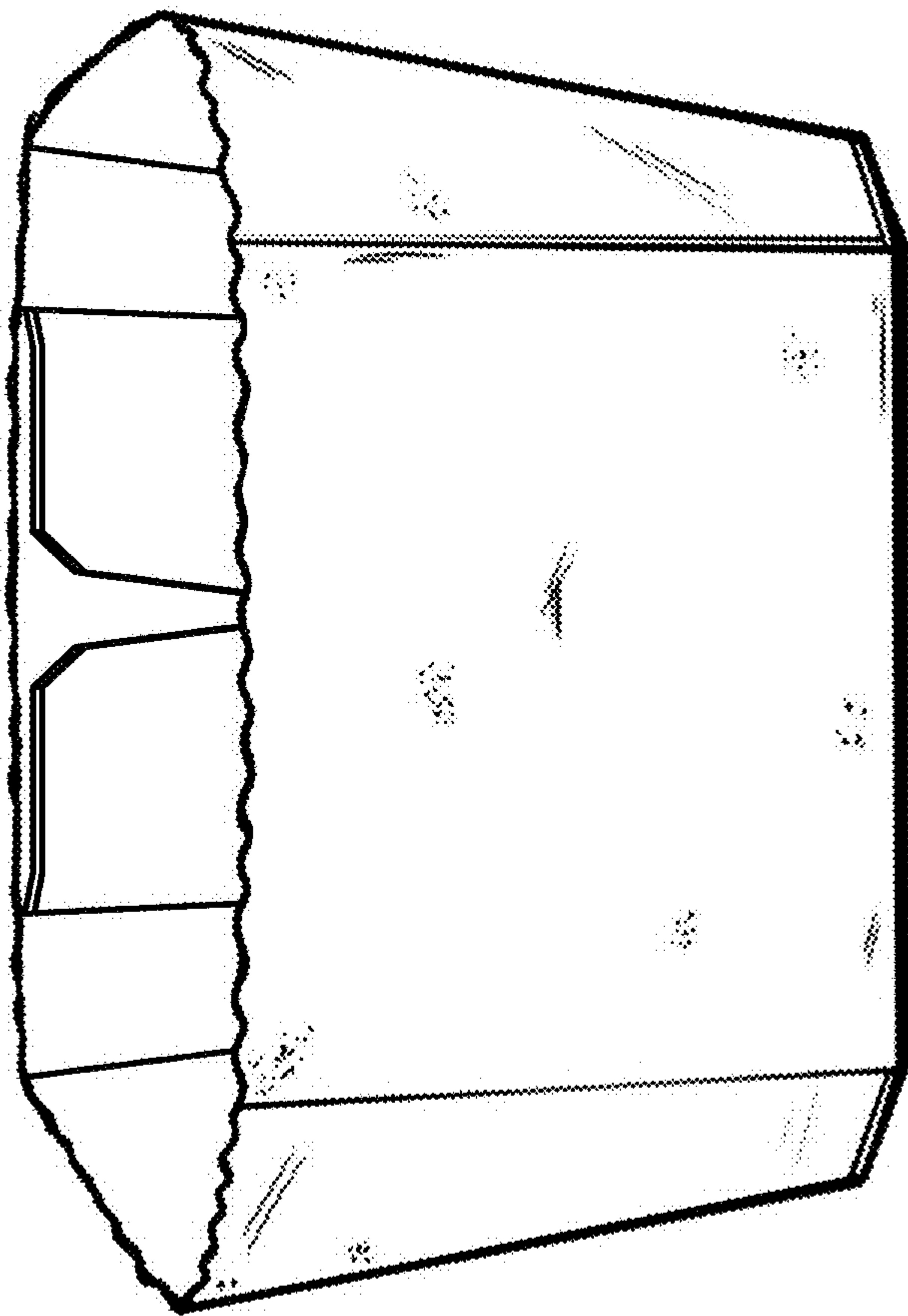
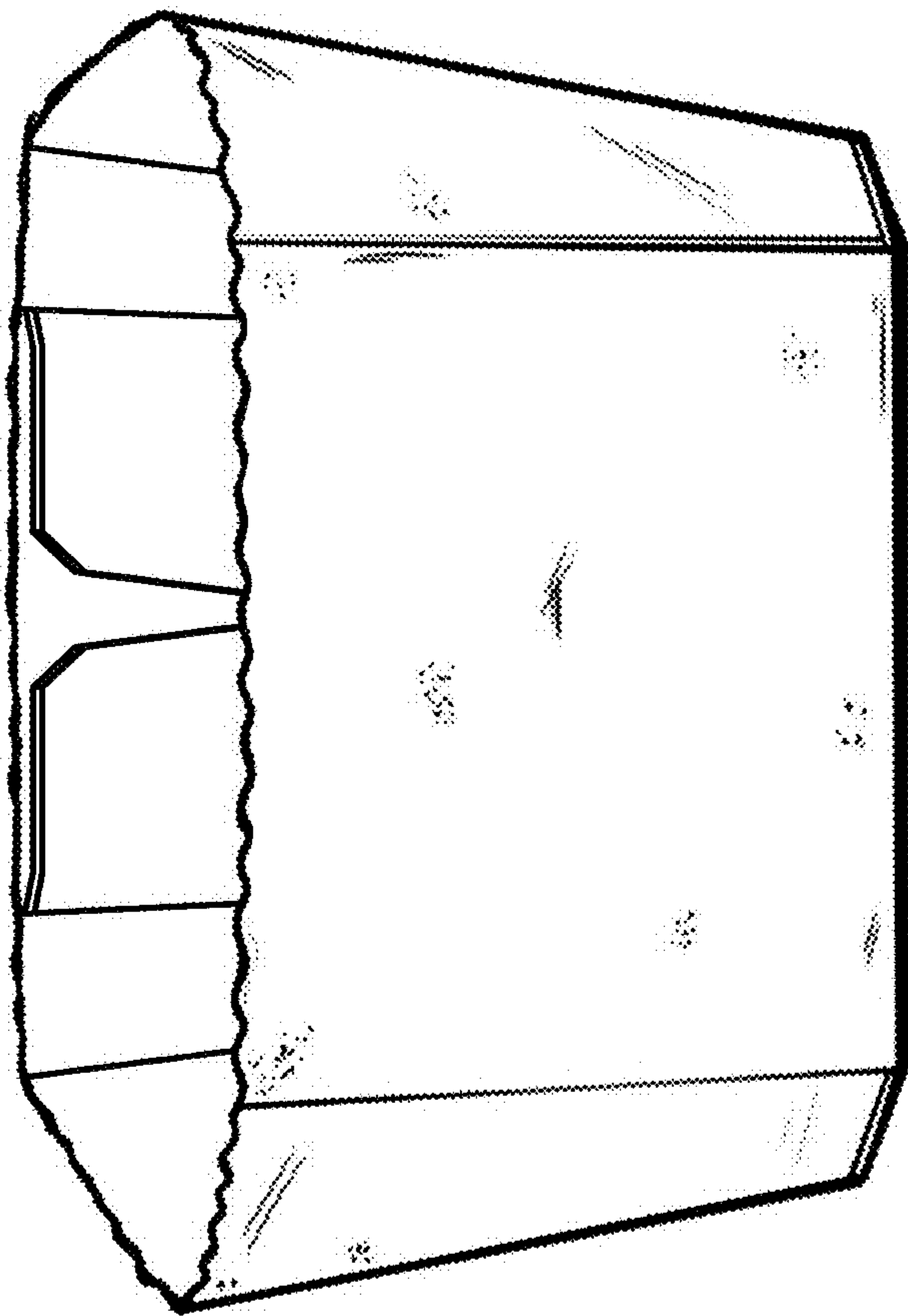


FIG. 3





**FIG. 4**



**FIG. 5**

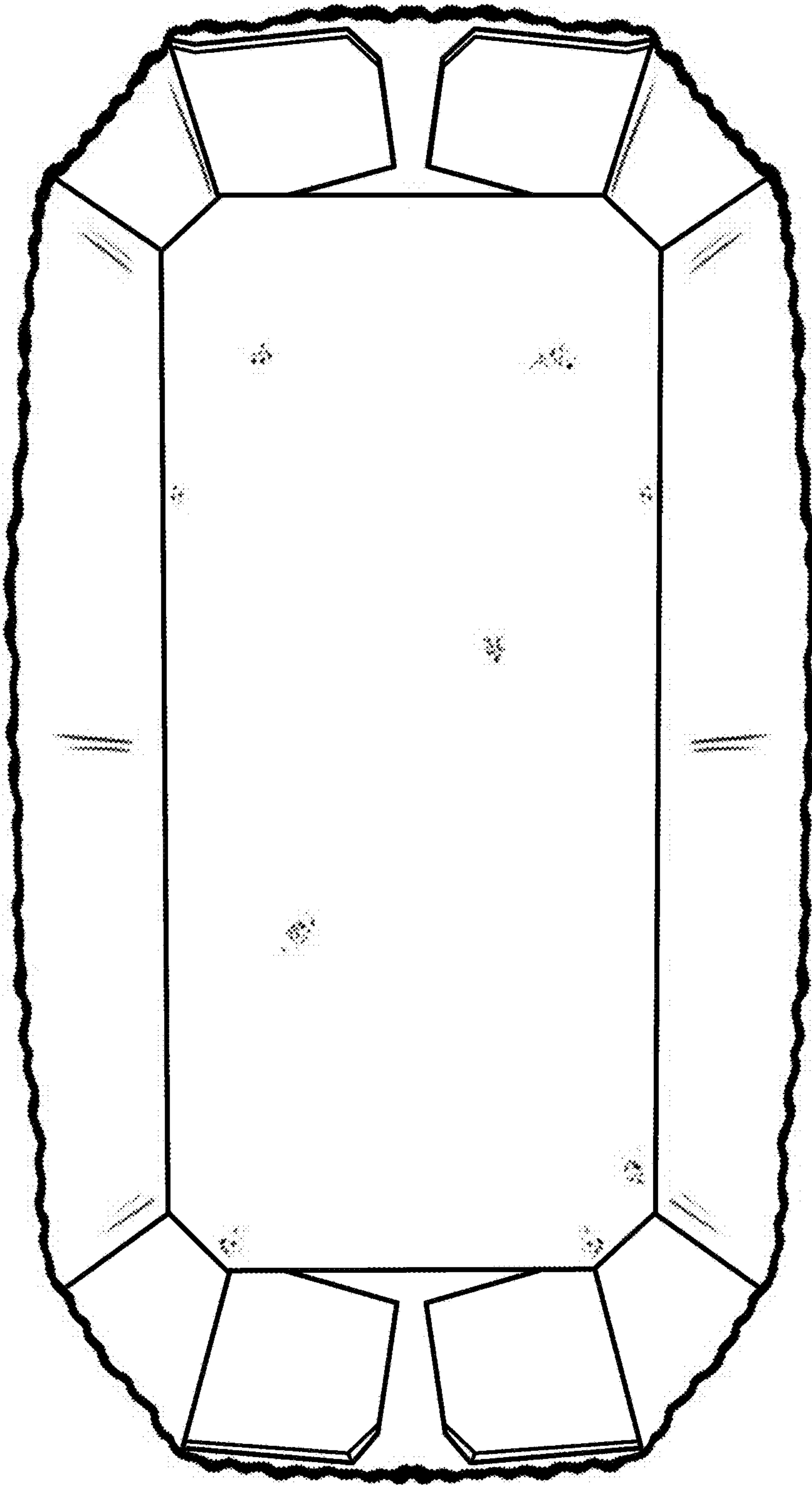


FIG. 6






FIG. 7