



US00D942266S

(12) **United States Design Patent**
Yarimizu

(10) **Patent No.:** **US D942,266 S**

(45) **Date of Patent:** **** Feb. 1, 2022**

(54) **PACKAGE**

(71) Applicant: **Daio Paper Corporation**, Shikokuchuo (JP)

(72) Inventor: **Airi Yarimizu**, Tokyo (JP)

(73) Assignee: **DAIO PAPER CORPORATION**, Ehime (JP)

(**) Term: **15 Years**

(21) Appl. No.: **29/707,676**

(22) Filed: **Sep. 30, 2019**

(30) **Foreign Application Priority Data**

Apr. 1, 2019 (JP) 2019-7053

(51) **LOC (13) Cl.** **09-03**

(52) **U.S. Cl.**
USPC **D9/433; D9/432; D9/614**

(58) **Field of Classification Search**
USPC D9/414-416, 419, 421, 423, 430-434,
D9/499, 601, 627, 614, 621, 623, 625,
D9/628
CPC B65D 1/00; B65D 23/00; B65D 27/00;
B65D 77/00

See application file for complete search history.

(56) **References Cited**

U.S. PATENT DOCUMENTS

D319,185 S *	8/1991	Ferrero	D9/415
D321,480 S *	11/1991	Benner	D9/415
D456,711 S *	5/2002	Kusumi	D9/432
D471,445 S *	3/2003	Kohl	D9/415
D536,621 S *	2/2007	Tsutsumi	D9/432
D603,273 S *	11/2009	Kusumi	D9/415
D747,646 S *	1/2016	Sanfilippo	D9/416
D758,181 S *	6/2016	Lutz	D9/416
D782,300 S *	3/2017	Kyurkchiev	D9/628
D829,561 S *	10/2018	Carr	D9/624

D830,199 S *	10/2018	Ogata	D9/734
D842,689 S *	3/2019	Sanfilippo	D9/416
D843,221 S *	3/2019	Baker	D9/627
D853,834 S *	7/2019	Oh	D9/415
D896,100 S *	9/2020	Wu	D9/667

(Continued)

OTHER PUBLICATIONS

GOO.N Diapers. Publication date not available. Site visited Sep. 1, 2021. <https://www.goondiaper.com/collections/goon-products-line-up/products/goon-diapers> (Year: 0).*

Primary Examiner — Darcey E Gottschalk

Assistant Examiner — Vanessa Michelle Pursley

(74) *Attorney, Agent, or Firm* — Finnegan, Henderson, Farabow, Garrett & Dunner, LLP

(57) **CLAIM**

The ornamental design for a package, as shown and described.

DESCRIPTION

The file of this patent contains at least one drawing executed in color. Copies of this patent with color drawings will be provided by the Office upon request and payment of the necessary fee.

FIG. 1 is a front, top perspective view of a package, showing the new design;

FIG. 2 is a front elevation view thereof;

FIG. 3 is a left side elevation view thereof;

FIG. 4 is a right side elevation view thereof;

FIG. 5 is a rear elevation view thereof;


FIG. 6 is a top plan view thereof;

FIG. 7 is a bottom plan view thereof; and,

FIG. 8 is a view of the package shown in an unfolded configuration.

In the drawings, the broken lines show portions of the package that form no part of the claimed design.

1 Claim, 8 Drawing Sheets
(8 of 8 Drawing Sheet(s) Filed in Color)



(56)

References Cited

U.S. PATENT DOCUMENTS

D908,478 S * 1/2021 Nelson D9/415
D909,861 S * 2/2021 Nelson D9/415
D909,862 S * 2/2021 Gray D9/416
D922,876 S * 6/2021 Kim D9/643
D927,973 S * 8/2021 Yarimizu D9/432
2011/0120897 A1* 5/2011 Takahashi A61F 13/551
206/459.5
2016/0244241 A1* 8/2016 Hirata A47K 10/32
2017/0158414 A1* 6/2017 Takahashi B31B 50/81
2017/0183119 A1* 6/2017 Choi B65D 5/4266

* cited by examiner



FIG. 1



FIG. 2




FIG. 3



FIG. 4

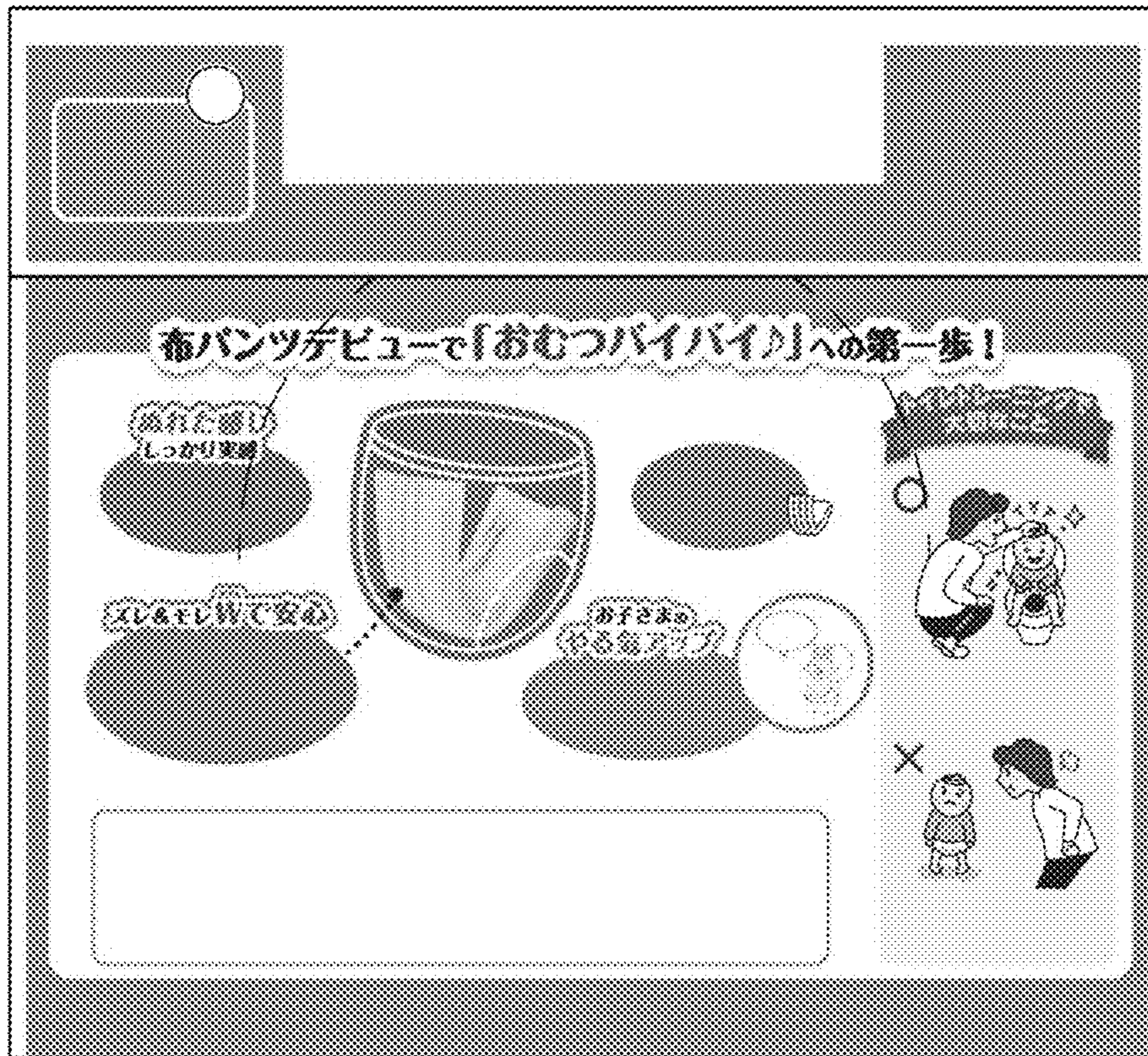


FIG. 5

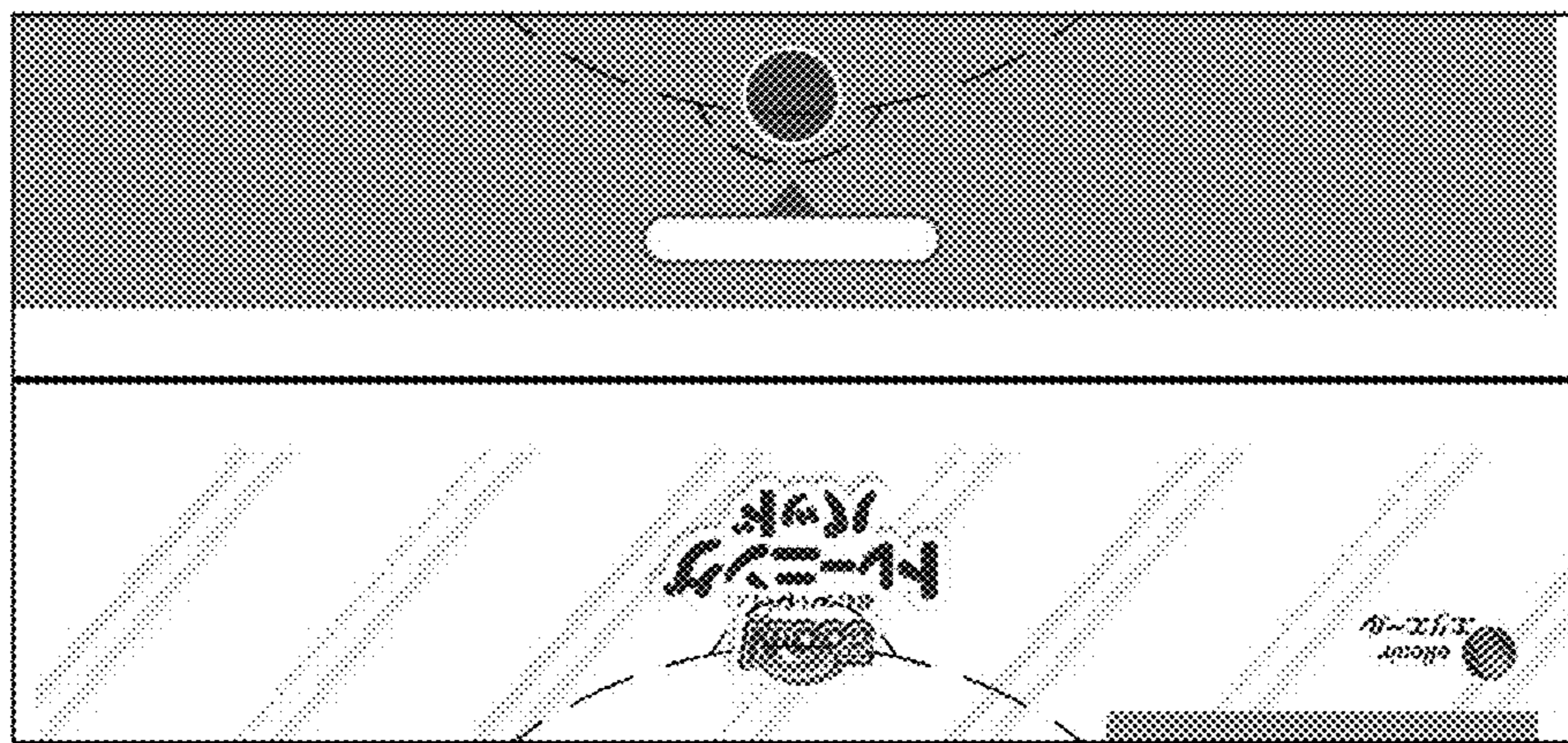


FIG. 6

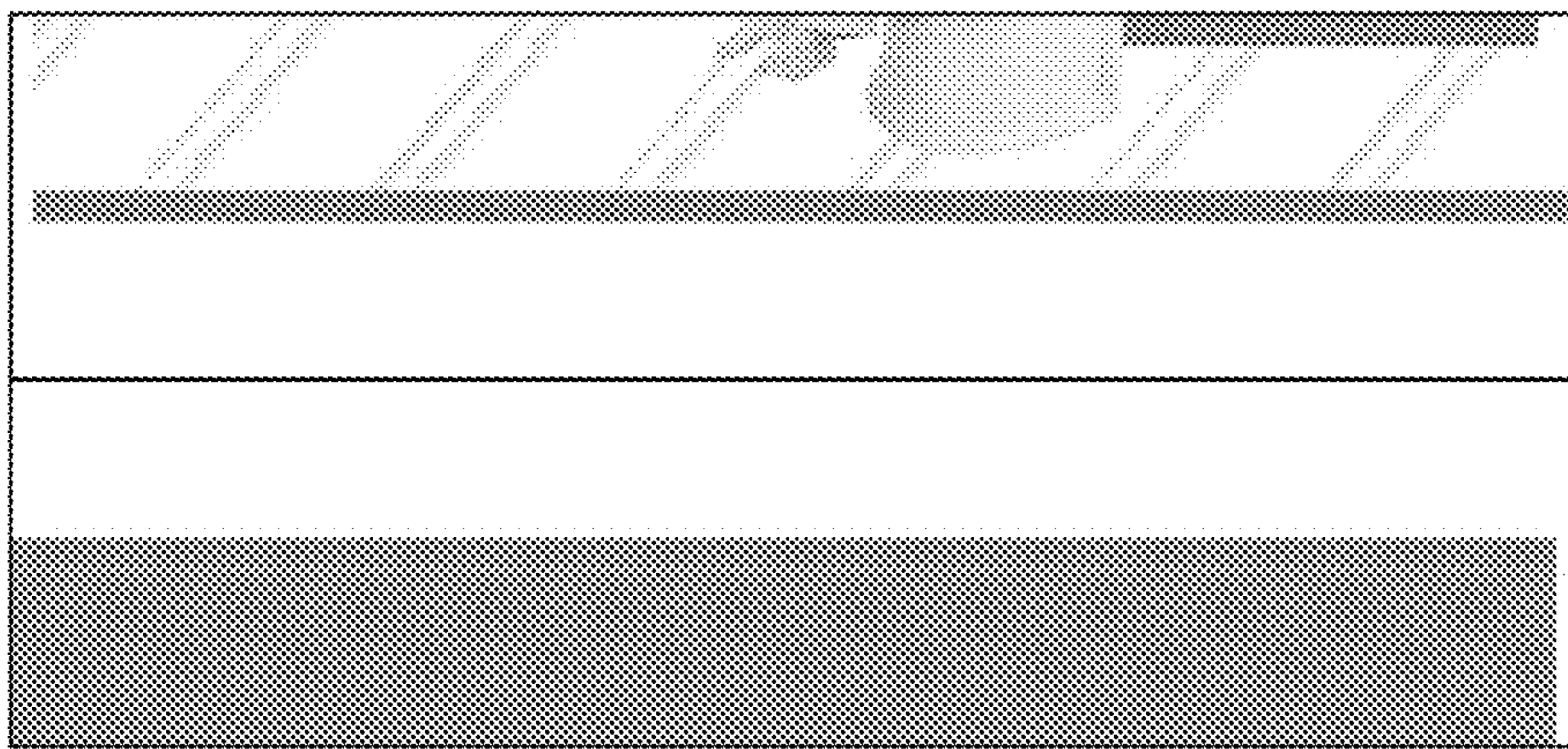


FIG. 7




FIG. 8