



US00D942241S

(12) **United States Design Patent**
Gokcebay

(10) **Patent No.:** **US D942,241 S**

(45) **Date of Patent:** **** Feb. 1, 2022**

(54) **ELECTRONIC LOCK**

(71) Applicant: **Digilock Asia Ltd.**, Kowloon (HK)

(72) Inventor: **Asil Gokcebay**, Petaluma, CA (US)

(73) Assignee: **Digilock Asia Ltd.**, Kowloon (HK)

(**) Term: **15 Years**

(21) Appl. No.: **29/717,439**

(22) Filed: **Dec. 17, 2019**

(51) **LOC (13) Cl.** **08-07**

(52) **U.S. Cl.**

USPC **D8/331**

(58) **Field of Classification Search**

USPC D8/330, 331

CPC .. G07C 9/00174; G07C 9/00309; G07C 9/20;
G07C 9/22; G07C 9/30; G07C 9/00182;
G07C 2009/00968; G07C 7/00; G06K
7/0017; G06K 7/0047; G06K 7/0056;
G06K 7/0004; G06K 7/0008; G06K
2007/10524; G06K 7/10554; G06K
7/10603; G06K 9/00; E05B 49/006; E05B
47/0046; E05B 47/0001; E05B 47/0011;
E05B 2047/0014; E05B 2047/0018; E05B
2047/0048; E05B 2047/0085; E05B
65/0007; E05B 65/0032; E05B 65/44;
E05B 65/46; E05B 65/0014; E05B 13/00

See application file for complete search history.

(56) **References Cited**

U.S. PATENT DOCUMENTS

D672,585 S	12/2012	Bey et al.	
D696,569 S *	12/2013	Luo	D8/331
D720,200 S	12/2014	Gokcebay et al.	
D720,201 S	12/2014	Gokcebay et al.	
D720,202 S	12/2014	Gokcebay et al.	
D730,712 S	6/2015	Gokcebay et al.	
D730,714 S	6/2015	Gokcebay et al.	

D730,715 S	6/2015	Gokcebay et al.
D731,286 S	6/2015	Gokcebay et al.
D731,287 S	6/2015	Gokcebay et al.
D733,519 S	7/2015	Gokcebay et al.
D737,083 S	8/2015	Bey et al.
D737,084 S	8/2015	Bey et al.
D737,114 S	8/2015	Gokcebay et al.
9,129,457 B2 *	9/2015	Sumcad E05B 17/2084
D752,945 S	4/2016	Gokcebay et al.
D752,947 S	4/2016	Gokcebay et al.

(Continued)

Primary Examiner — Doris Clark

(74) *Attorney, Agent, or Firm* — Russell C. Petersen

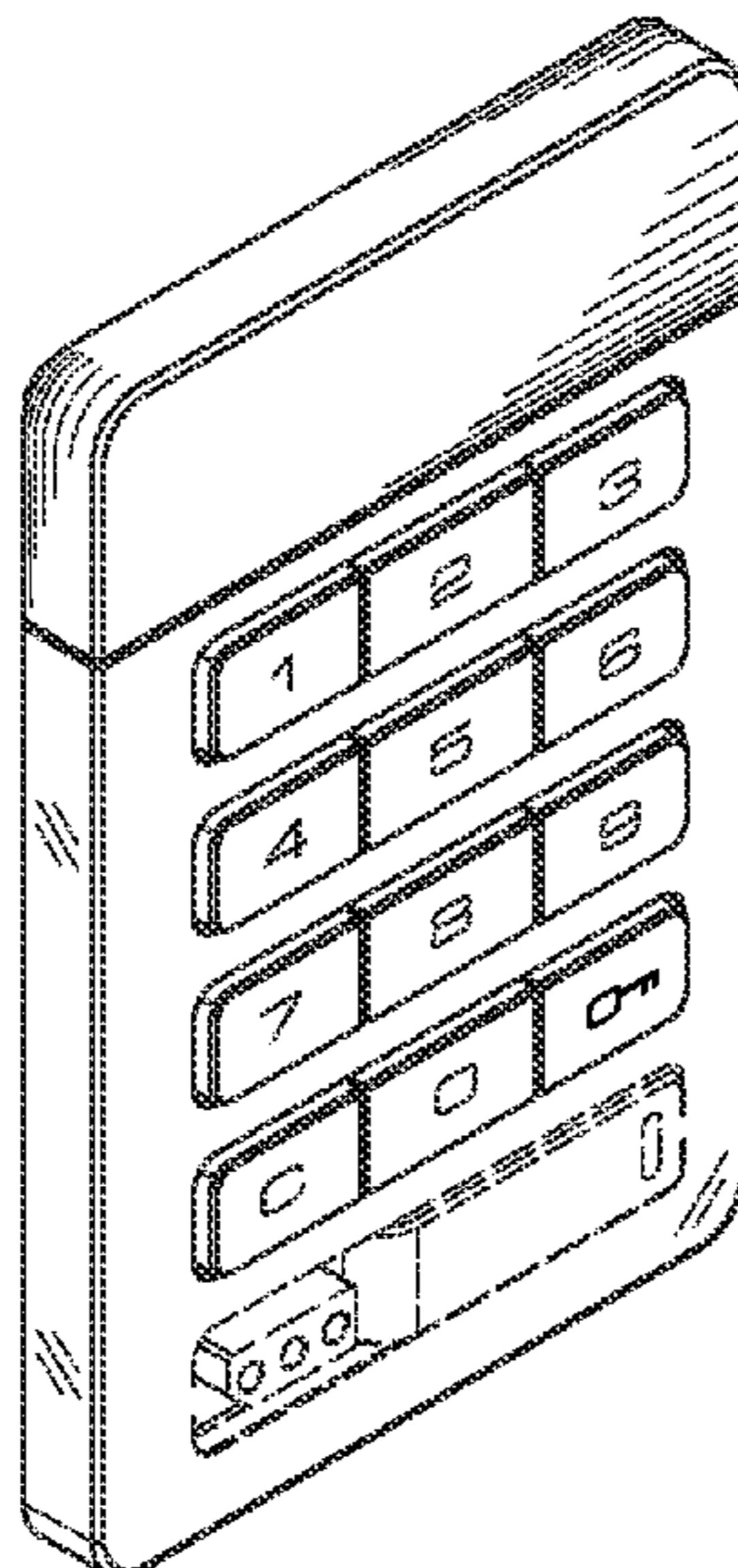
(57) **CLAIM**

The ornamental design for an electronic lock, as shown and described.

DESCRIPTION

FIG. 1 is a perspective view of an electronic lock, showing the new design;
 FIG. 2 is a top view of the electronic lock;
 FIG. 3 is a rear view of the electronic lock;
 FIG. 4 is a left side view of the electronic lock;
 FIG. 5 is a front view of the electronic lock;
 FIG. 6 is a right side view of the electronic lock; and
 FIG. 7 is a bottom view of the electronic lock.
 FIG. 8 is a perspective view of an electronic lock showing a second embodiment of the new design;
 FIG. 9 is a top view of the electronic lock of FIG. 8;
 FIG. 10 is a rear view of the electronic lock of FIG. 8;
 FIG. 11 is a left side view of the electronic lock of FIG. 8;
 FIG. 12 is a front view of the electronic lock of FIG. 8;
 FIG. 13 is a right side view of the electronic lock of FIG. 8;
 and,
 FIG. 14 is a bottom view of the electronic lock of FIG. 8.
 The broken lines are shown for the purpose of illustrating parts of the electronic lock that form no part of the claimed design.

1 Claim, 6 Drawing Sheets



(56)

References Cited

U.S. PATENT DOCUMENTS

D752,948 S 4/2016 Gokcebay et al.
 D752,949 S 4/2016 Gokcebay et al.
 D753,463 S 4/2016 Gokcebay et al.
 D758,114 S 6/2016 Bey et al.
 D762,100 S 7/2016 Gokcebay et al.
 D762,101 S 7/2016 Gokcebay et al.
 D762,102 S 7/2016 Gokcebay et al.
 D762,103 S 7/2016 Gokcebay et al.
 D764,255 S 8/2016 Gokcebay et al.
 D764,891 S 8/2016 Gokcebay et al.
 D764,892 S 8/2016 Gokcebay et al.
 D764,893 S 8/2016 Gokcebay et al.
 D789,715 S 6/2017 Bey et al.
 D789,716 S 6/2017 Bey et al.
 D790,265 S 6/2017 Bey et al.
 D790,266 S 6/2017 Bey et al.
 D802,395 S * 11/2017 Hsu D8/330
 D802,396 S * 11/2017 Hsu D8/330
 D804,278 S 12/2017 Gokcebay et al.
 D804,279 S 12/2017 Gokcebay et al.
 D809,366 S 2/2018 Gokcebay
 D809,896 S 2/2018 Gokcebay
 D832,074 S 10/2018 Gokcebay et al.
 D832,075 S 10/2018 Gokcebay et al.

D832,076 S 10/2018 Gokcebay et al.
 D832,077 S 10/2018 Gokcebay et al.
 D832,078 S 10/2018 Gokcebay et al.
 D832,079 S 10/2018 Gokcebay et al.
 D832,080 S 10/2018 Gokcebay et al.
 D832,081 S 10/2018 Gokcebay et al.
 D832,676 S 11/2018 Gokcebay et al.
 D832,677 S 11/2018 Gokcebay et al.
 D835,968 S 12/2018 Gokcebay et al.
 D836,417 S 12/2018 Gokcebay
 D836,418 S 12/2018 Gokcebay
 10,378,237 B2 * 8/2019 Bacon G07C 9/30
 10,385,588 B2 * 8/2019 Huang G07C 9/00896
 D863,024 S 10/2019 Gokcebay
 D863,025 S 10/2019 Gokcebay
 D863,026 S 10/2019 Gokcebay
 D863,027 S 10/2019 Gokcebay
 D863,028 S 10/2019 Gokcebay
 D863,029 S 10/2019 Gokcebay
 D863,030 S 10/2019 Gokcebay
 D863,031 S 10/2019 Gokcebay
 D863,032 S 10/2019 Gokcebay
 D863,033 S 10/2019 Gokcebay
 D863,034 S 10/2019 Gokcebay
 D863,035 S 10/2019 Gokcebay
 10,633,891 B2 * 4/2020 Sidhu E05B 35/105
 D8/331

* cited by examiner

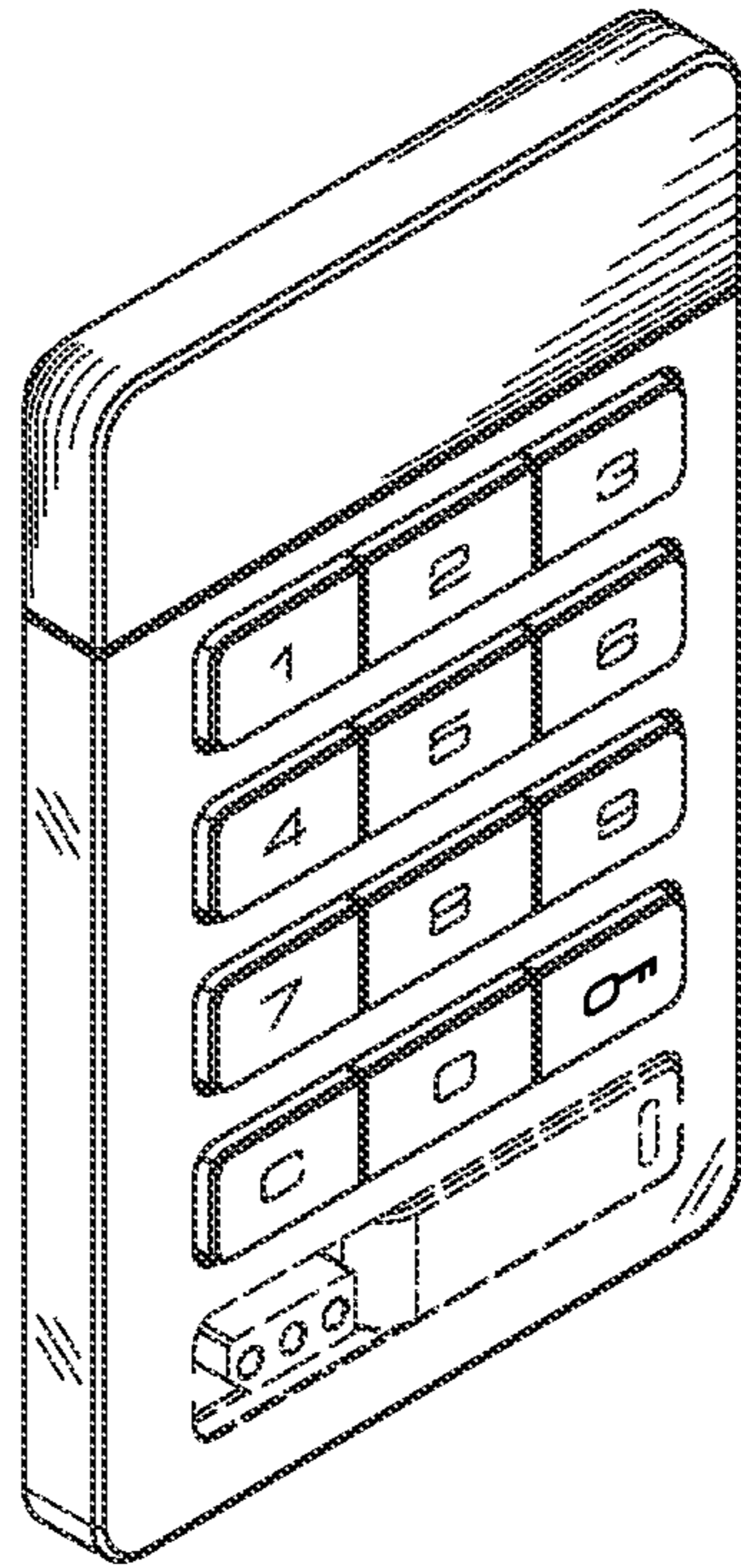


FIG. 1




FIG. 2

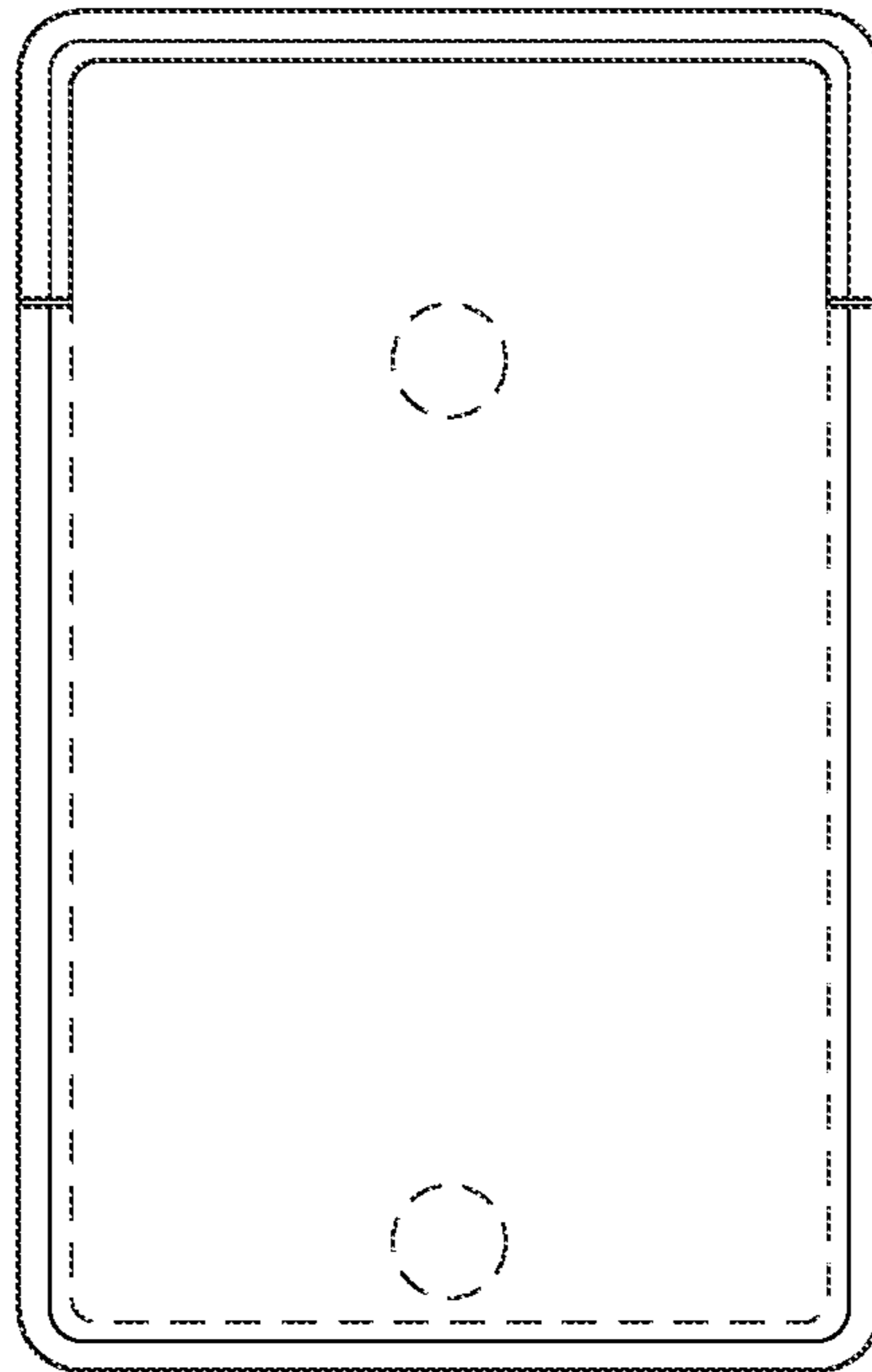


FIG. 3



FIG. 4




FIG. 5

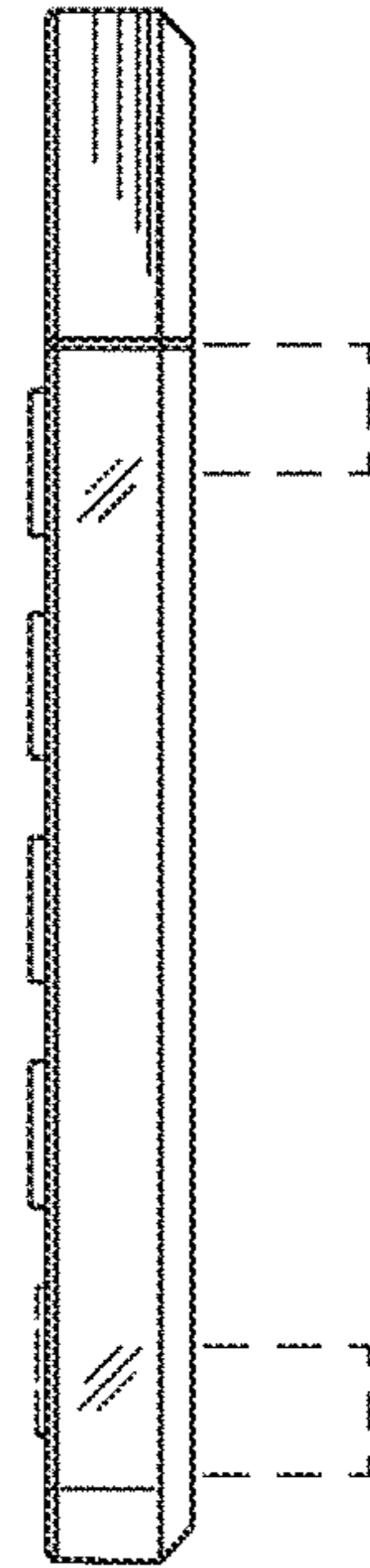


FIG. 6




FIG. 7

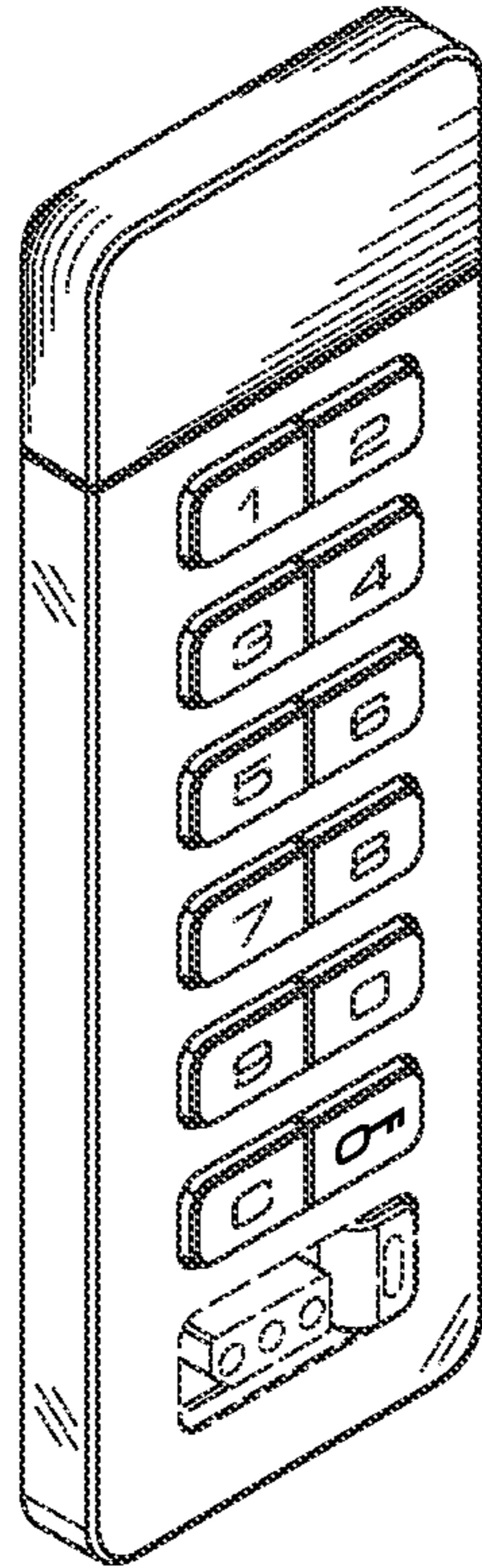


FIG. 8

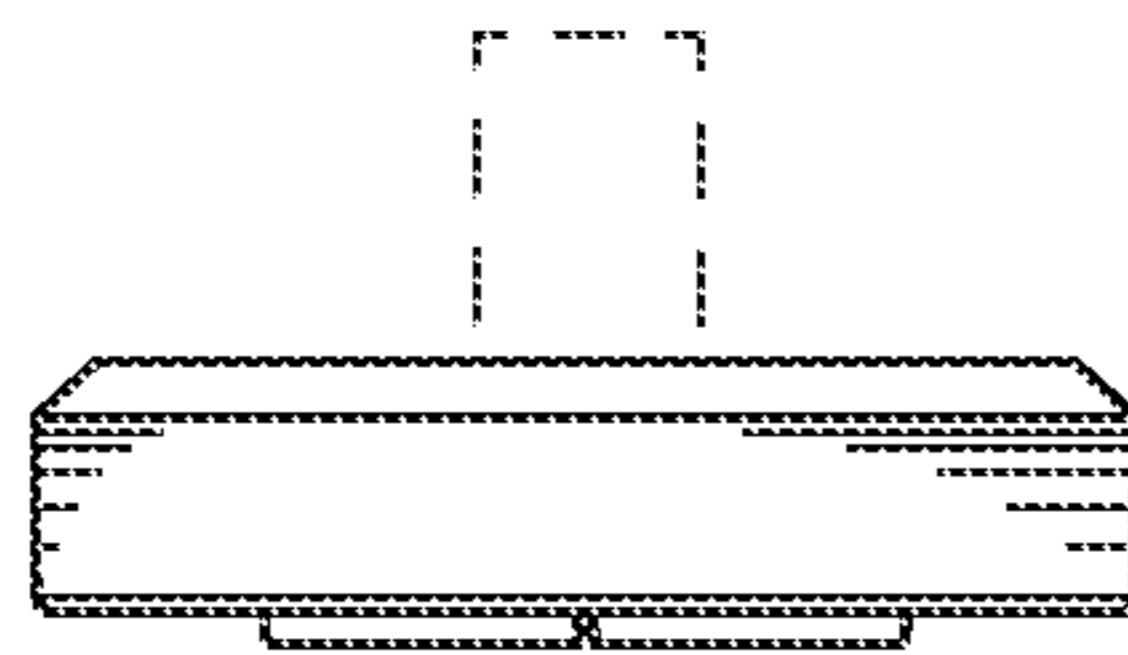


FIG. 9




FIG. 10



FIG. 11

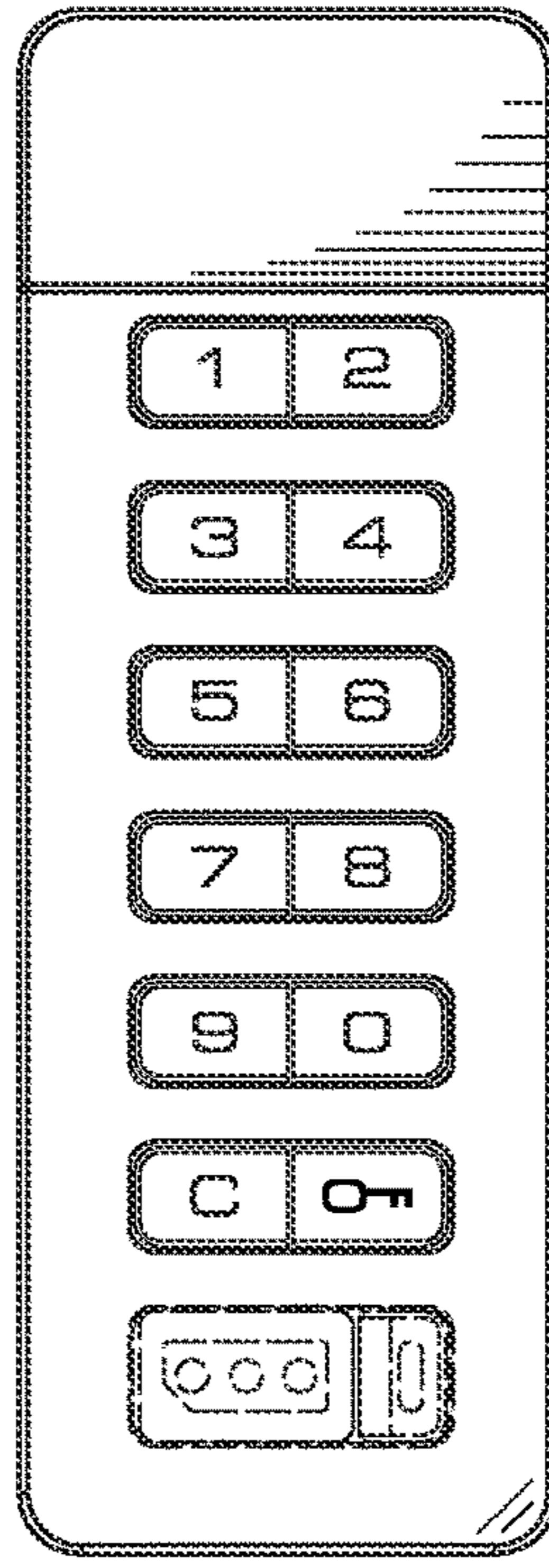


FIG. 12




FIG. 13

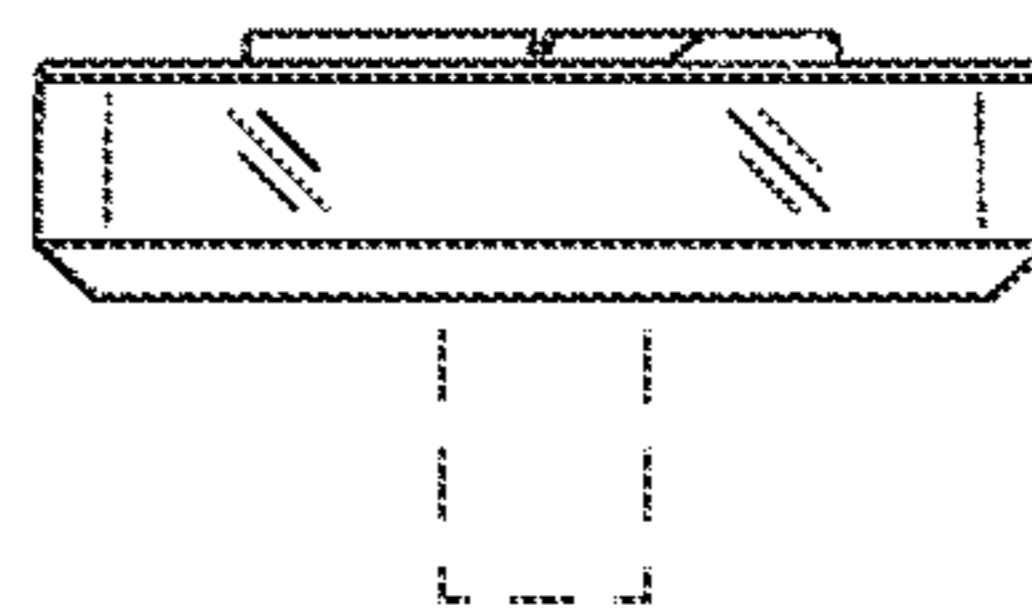


FIG. 14