



US00D942238S

(12) **United States Design Patent** (10) **Patent No.:** **US D942,238 S**
Whited et al. (45) **Date of Patent:** **** *Feb. 1, 2022**

- (54) **SHOWER PIPE REMOVAL TOOL**
- (71) Applicant: **C.H. HANSON CO.**, Naperville, IL (US)
- (72) Inventors: **Todd Whited**, Avon, OH (US); **Jeffrey White**, Hillsborough, NC (US); **Vincent J. Rienzi**, Lakewood, OH (US)
- (*) Notice: This patent is subject to a terminal disclaimer.
- (**) Term: **15 Years**
- (21) Appl. No.: **29/692,589**
- (22) Filed: **May 28, 2019**

- 6,289,775 B1 * 9/2001 Wei B25B 15/005 81/436
- 6,655,241 B2 * 12/2003 Kozak B25B 15/005 81/441
- 6,761,089 B2 7/2004 Bergamo
- D528,395 S * 9/2006 Schluter D8/86
- 7,152,509 B2 * 12/2006 McCalley, Jr. B25B 27/18 81/53.2
- D546,157 S * 7/2007 Schluter D8/86
- 7,448,303 B2 11/2008 Sweat
- D616,280 S * 5/2010 Su D8/86
- D624,383 S * 9/2010 Hsu D8/86
- D653,096 S * 1/2012 Lucio D8/86
- D704,022 S * 5/2014 Hsu D8/86
- D712,221 S 9/2014 Kovach
- D764,250 S * 8/2016 Hsu D8/86
- D764,251 S * 8/2016 Hsu D8/86
- 9,440,342 B2 9/2016 Nye
- D774,868 S 12/2016 Ouyang

(Continued)

Related U.S. Application Data

- (62) Division of application No. 29/585,226, filed on Nov. 22, 2016, now Pat. No. Des. 853,212.
- (51) **LOC (13) Cl.** **08-04**
- (52) **U.S. Cl.**
USPC **D8/86**
- (58) **Field of Classification Search**
USPC D8/14, 47, 70, 82, 86; D15/139
CPC B25B 23/0035; B25B 23/0042; B25B 15/001; B25B 15/003; B25B 15/005; B25B 15/002; B25B 15/008; B25B 15/004; B25B 15/02; B25B 15/04; B25B 17/00; B25B 27/18
See application file for complete search history.

References Cited

U.S. PATENT DOCUMENTS

- 4,796,347 A 1/1989 Aguilien
- 4,924,736 A * 5/1990 Bonner B25B 13/54 81/448
- 5,094,496 A 3/1992 King
- 5,953,969 A * 9/1999 Rosenhan B25B 15/001 81/436

Primary Examiner — Philip S Hyder

(74) *Attorney, Agent, or Firm* — GottardoLaw LLC

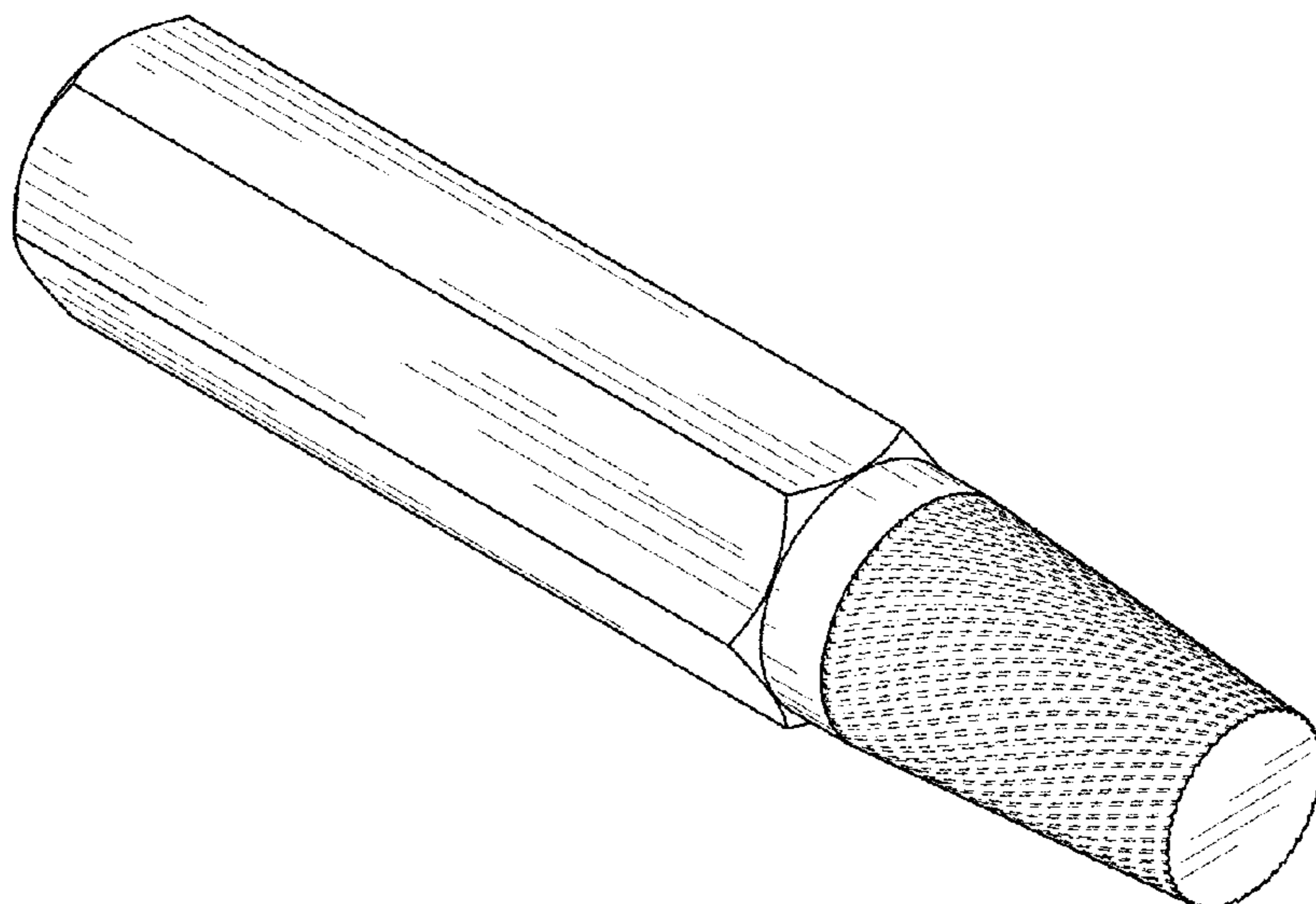
(57) **CLAIM**

The ornamental design for a shower pipe removal tool, as shown and described.

DESCRIPTION

FIG. 1 is a perspective view of a shower pipe removal tool showing a new design;
 FIG. 2 is a left side view of the shower pipe removal tool illustrated in FIG. 1;
 FIG. 3 is a top plan view of the shower pipe removal tool illustrated in FIG. 1;
 FIG. 4 is a front end view of the shower pipe removal tool illustrated in FIG. 1; and,
 FIG. 5 is a rear end view of the shower pipe removal tool illustrated in FIG. 1.
 The broken lines show portions of the design that form no part of the claimed design.

1 Claim, 1 Drawing Sheet



(56)

References Cited

U.S. PATENT DOCUMENTS

D778,137	S	2/2017	Tao	
D787,909	S *	5/2017	Hsu	D8/86
D841,457	S *	2/2019	Brown	D8/399
2004/0255727	A1	12/2004	Kovach	
2008/0034928	A1 *	2/2008	Sheu	B25B 13/56 81/177.1
2010/0307298	A1 *	12/2010	Lai	B25B 23/005 81/442
2011/0252925	A1 *	10/2011	Whitehead	B25B 15/005 81/53.2
2013/0255452	A1	10/2013	Kovach	
2013/0269492	A1 *	10/2013	Su	B25B 15/005 81/438

* cited by examiner

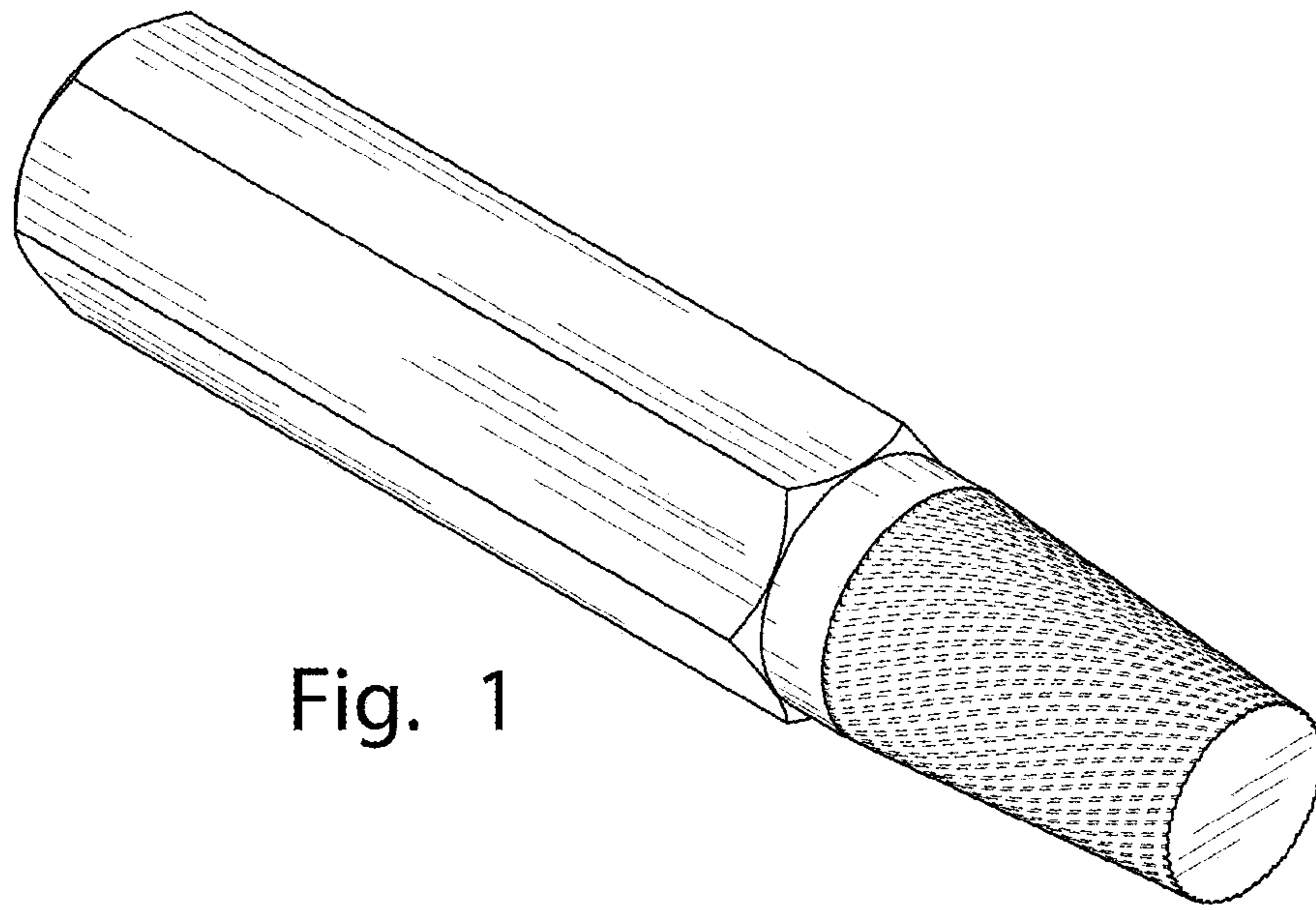


Fig. 1

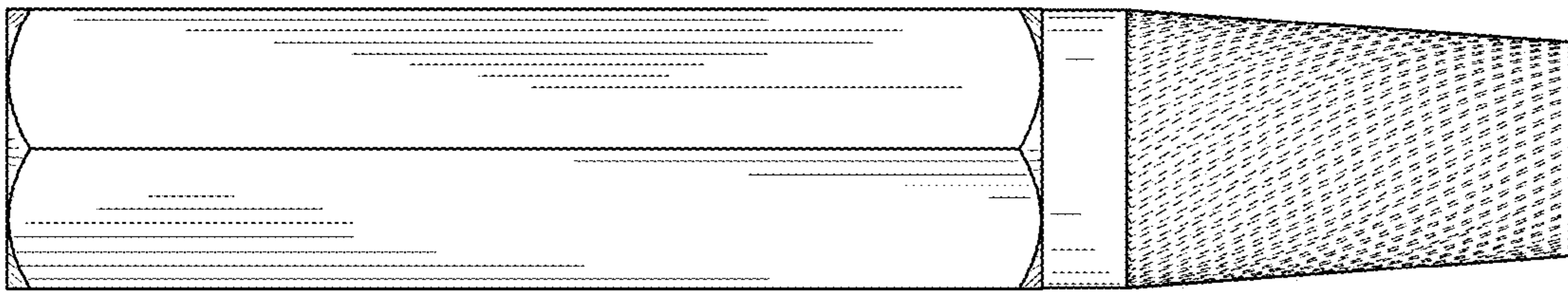


Fig. 2

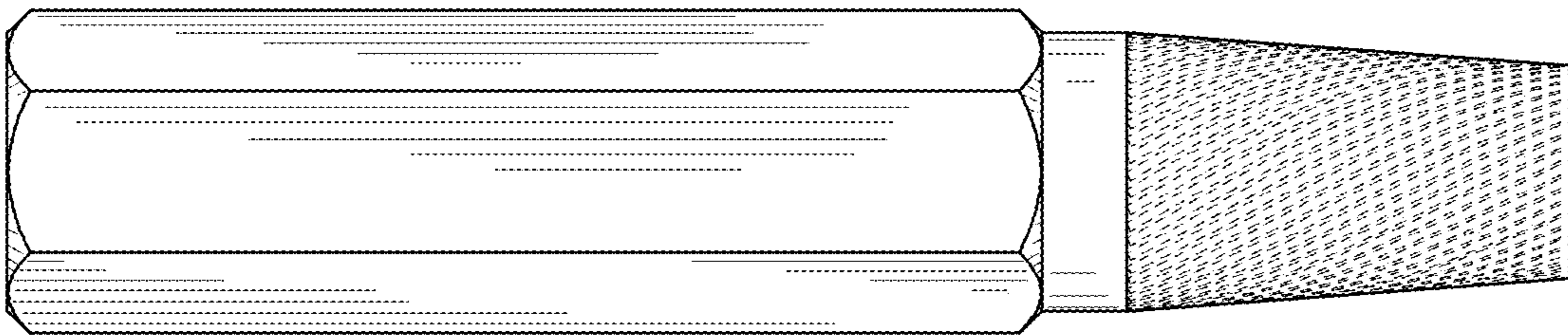


Fig. 3

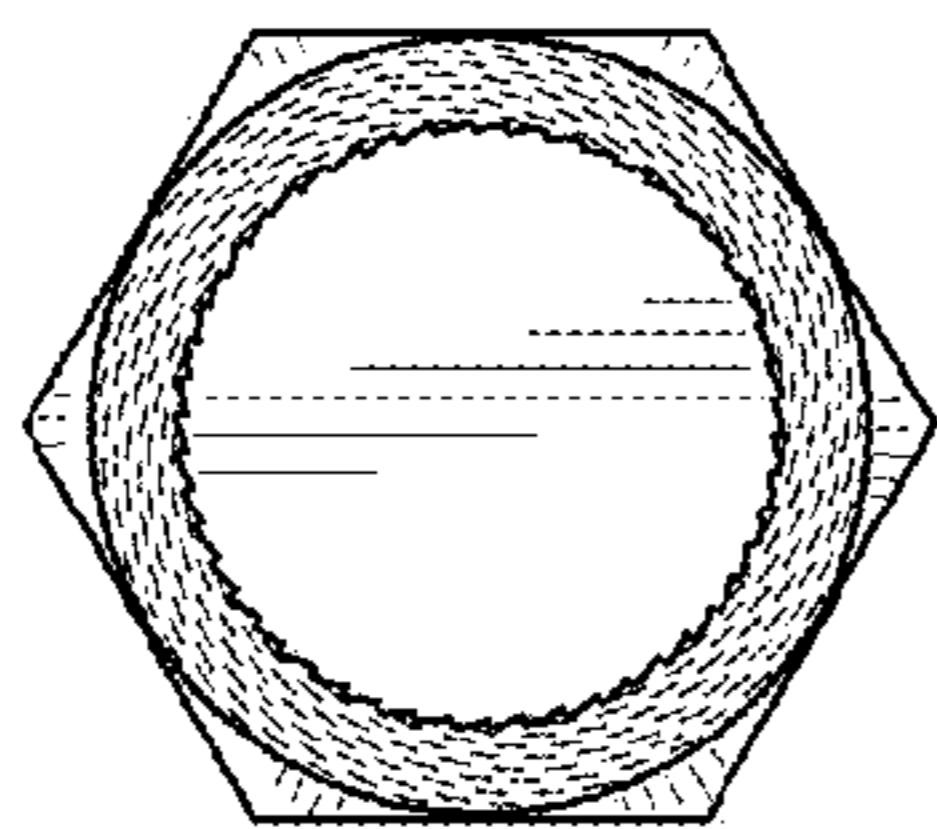


Fig. 4

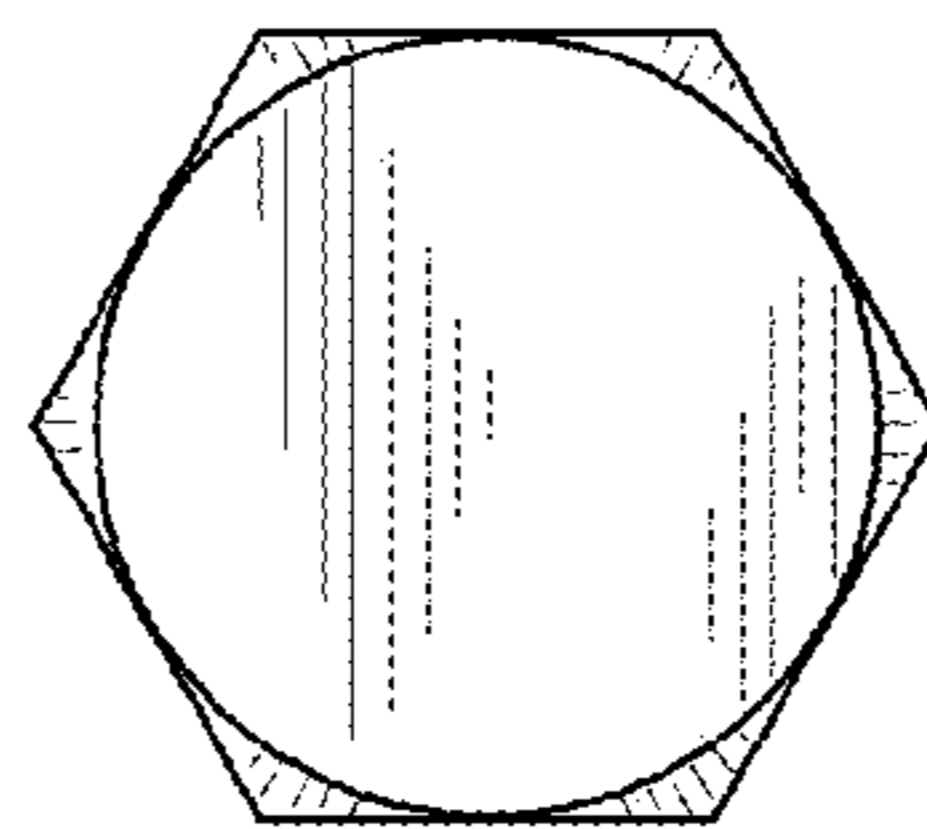


Fig. 5