



US00D942235S

(12) **United States Design Patent**
Gilbert

(10) **Patent No.:** **US D942,235 S**

(45) **Date of Patent:** **** Feb. 1, 2022**

(54) **PAIR OF SCISSORS**

FOREIGN PATENT DOCUMENTS

(71) Applicant: **Georges Gilbert**, Québec (CA)

EM 006471116-0001 * 5/2019

(72) Inventor: **Georges Gilbert**, Québec (CA)

* cited by examiner

(**) Term: **15 Years**

Primary Examiner — Deanna L Pratt

(21) Appl. No.: **29/690,256**

(74) *Attorney, Agent, or Firm* — Bradley J. Thorson;
DeWitt LLP

(22) Filed: **May 7, 2019**

(51) **LOC (13) Cl.** **08-05**

(57) **CLAIM**

(52) **U.S. Cl.**

The ornamental design for a pair of scissors, as shown and described.

USPC **D8/57; D8/5**

(58) **Field of Classification Search**

DESCRIPTION

USPC D8/4, 5, 51-58

CPC A01G 3/02; B26B 13/16

See application file for complete search history.

(56) **References Cited**

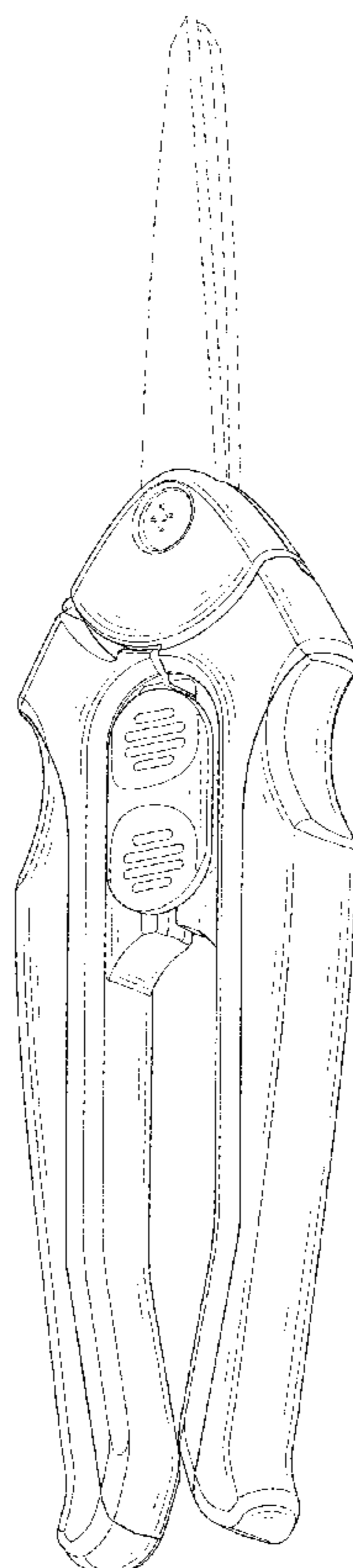
FIG. 1 is a perspective view of a pair of scissors showing my new design;
FIG. 2 is another perspective view thereof;
FIG. 3 is a front view thereof;
FIG. 4 is a rear view thereof;
FIG. 5 is a left side view thereof;
FIG. 6 is a right side view thereof;
FIG. 7 is a top view thereof; and,
FIG. 8 is a bottom view thereof.

U.S. PATENT DOCUMENTS

5,297,343	A *	3/1994	Melter	B26B 29/04
					30/143
D457,402	S *	5/2002	Heck	D8/5
D600,092	S *	9/2009	Peterson	D8/107
D714,597	S *	10/2014	Lee	D8/5
D718,590	S *	12/2014	Roberts	D8/57
D775,918	S *	1/2017	Lee	D8/57
D795,033	S *	8/2017	Lee	D8/57
D799,928	S *	10/2017	Lee	D8/57
9,789,614	B2 *	10/2017	Lee	B26B 13/28
D897,168	S *	9/2020	Weber	D8/5

The broken lines shown are included for the purpose of illustrating unclaimed portions of the article and form no part of the claimed design.

1 Claim, 8 Drawing Sheets



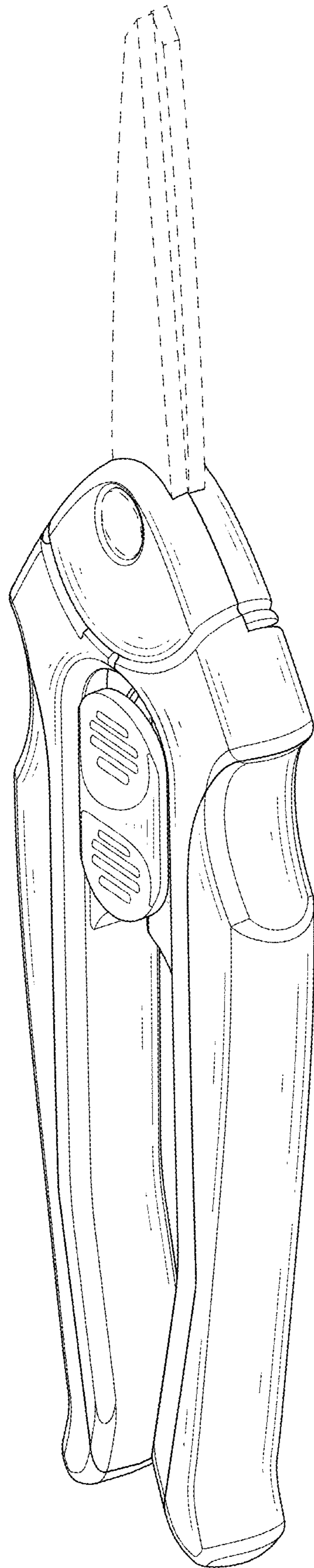


FIG.1

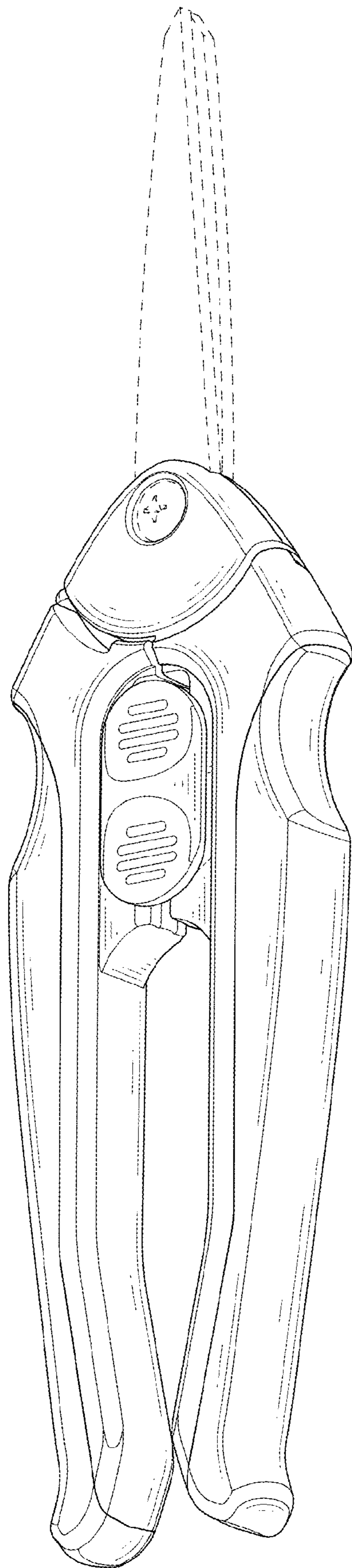


FIG.2

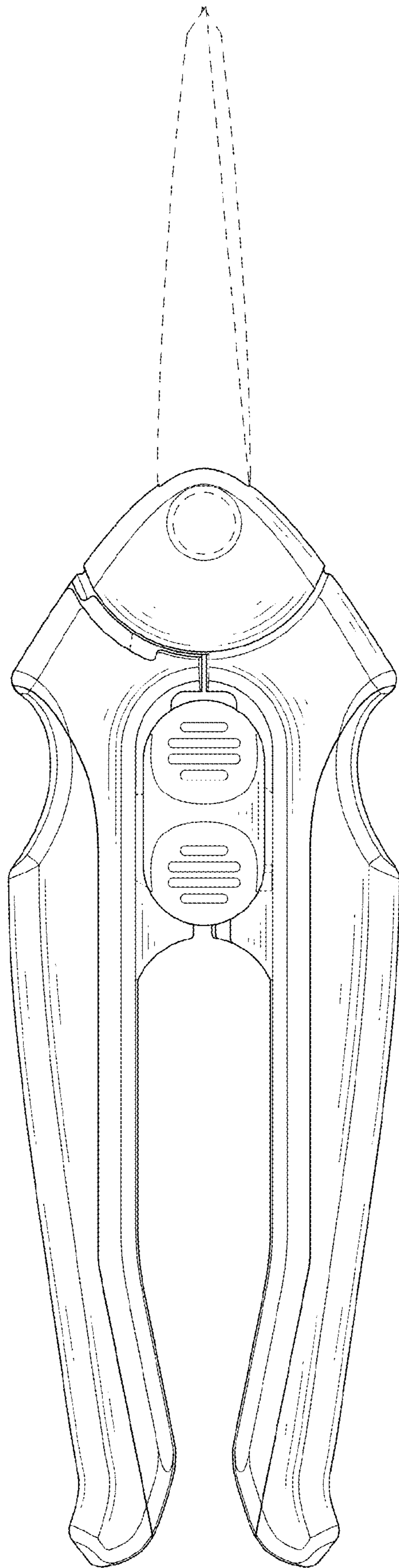


FIG.3

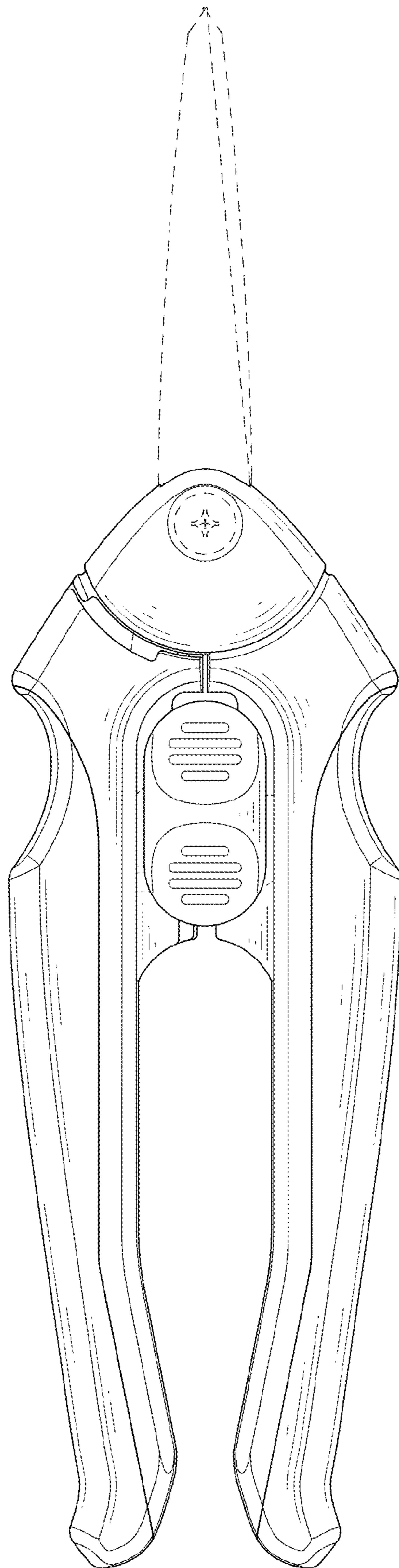


FIG.4

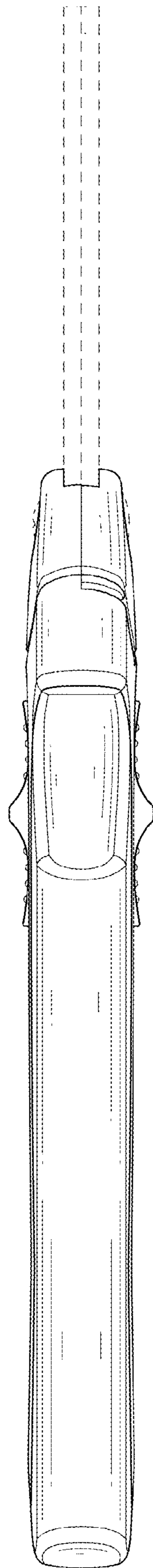


FIG.5

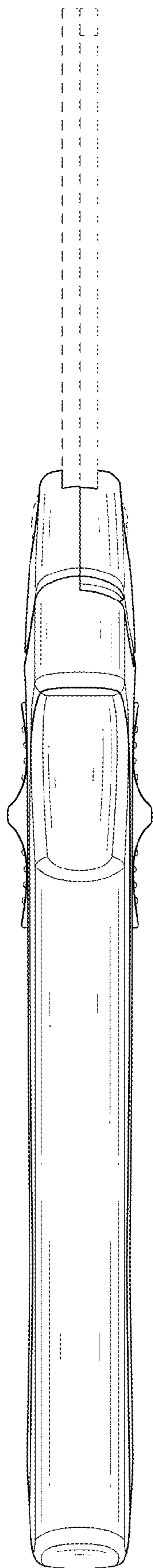


FIG.6

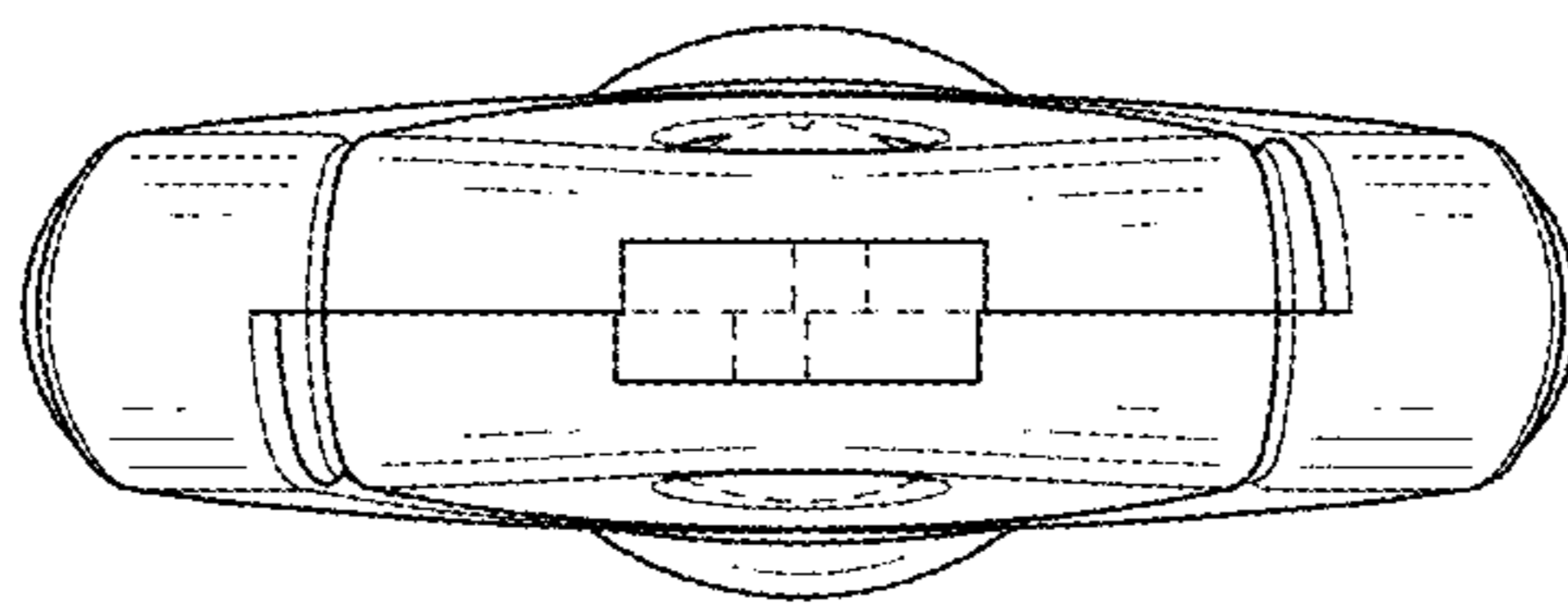


FIG.7

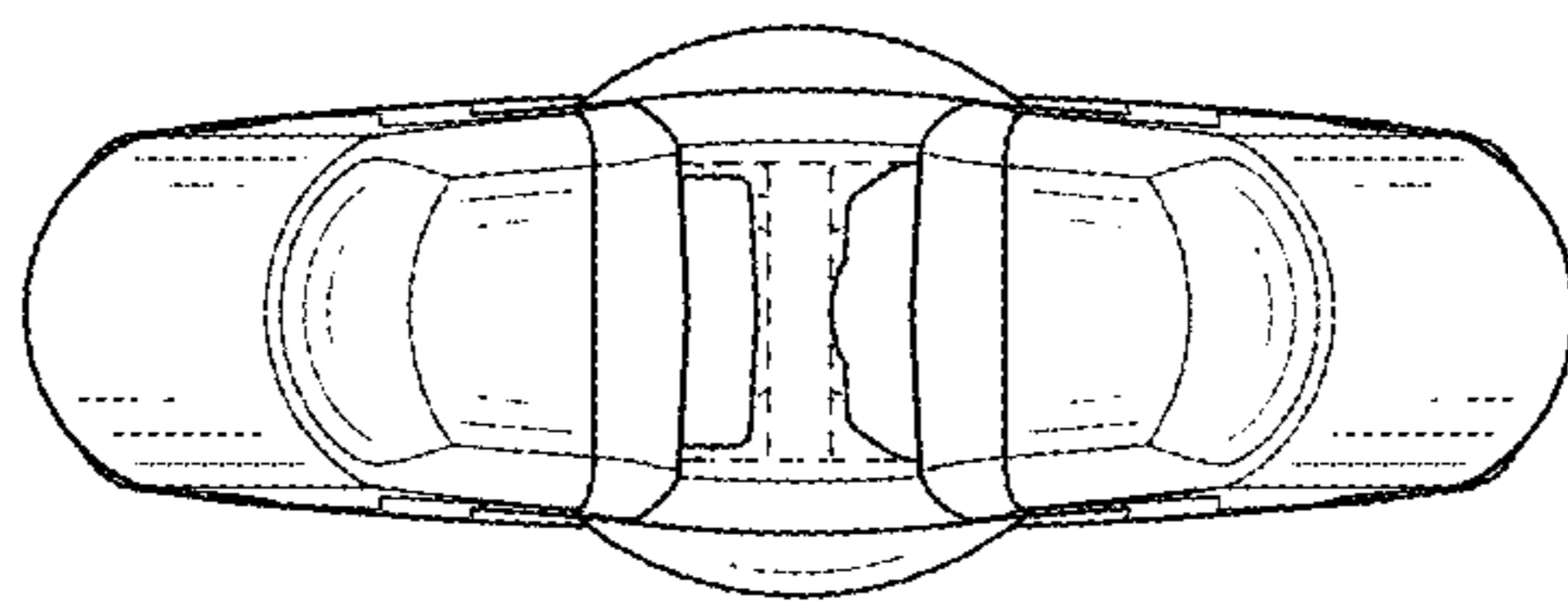


FIG.8