



US00D942226S

(12) **United States Design Patent** (10) **Patent No.:** **US D942,226 S**
Lu (45) **Date of Patent:** **** Feb. 1, 2022**

(54) **GARLIC PRESS**

(71) Applicant: **Tao Lu**, Xianyou (CN)

(72) Inventor: **Tao Lu**, Xianyou (CN)

(**) Term: **15 Years**

(21) Appl. No.: **29/773,285**

(22) Filed: **Mar. 9, 2021**

(51) **LOC (13) Cl.** **07-04**

(52) **U.S. Cl.**
USPC **D7/665**

(58) **Field of Classification Search**
USPC D7/680–696, 669, 368
CPC A47J 19/005; A47J 19/06; A47J 19/04;
A47J 19/00; A47J 19/023; A47J 19/02;
A47J 43/286; A47J 17/00; A47J 17/02;
B30B 9/04; B26B 27/002

See application file for complete search history.

(56) **References Cited**

U.S. PATENT DOCUMENTS

5,573,803	A *	11/1996	Omessi	A47J 17/02	426/483
D513,156	S	12/2005	Wright			
D516,390	S	3/2006	Wright et al.			
D628,860	S	12/2010	Reay			
D738,694	S *	9/2015	Mensch	D7/680	
D759,440	S *	6/2016	Schuler	D7/682	

OTHER PUBLICATIONS

Amazon.com, Vantic Garlic Press Rocker—Stainless Steel Garlic Mincer Crusher and Green Peeler, pp. 1-12, ASIN: B07NW5GGDW, date first available Feb. 17, 2019. (Year: 2019).*
Amazon.com, Garlic Press Rocker, Stainless Steel Garlic Mincer Crusher Professional Kitchen Gadgets, pp. 5-11, ASIN: B08QF6ZZYW, date first available Dec. 12, 2020. (Year: 2020).*
Amazon.com, Maxracy Stainless Steel Garlic Press Rocker Set, pp. 1-12, ASIN: B07PK2D4JD, date first available Aug. 10, 2018. (Year: 2018).*

* cited by examiner

Primary Examiner — Terry A Wallace


(57) **CLAIM**

The ornamental design for a garlic press, as shown and described.

DESCRIPTION

FIG. 1 is a first perspective view of a garlic press showing my new design;
FIG. 2 is a second perspective view thereof;
FIG. 3 is a front view thereof;
FIG. 4 is a back view thereof;
FIG. 5 is a left side view thereof;
FIG. 6 is a right side view thereof;
FIG. 7 is a top view thereof; and,
FIG. 8 is a bottom view thereof.

1 Claim, 8 Drawing Sheets






FIG. 1

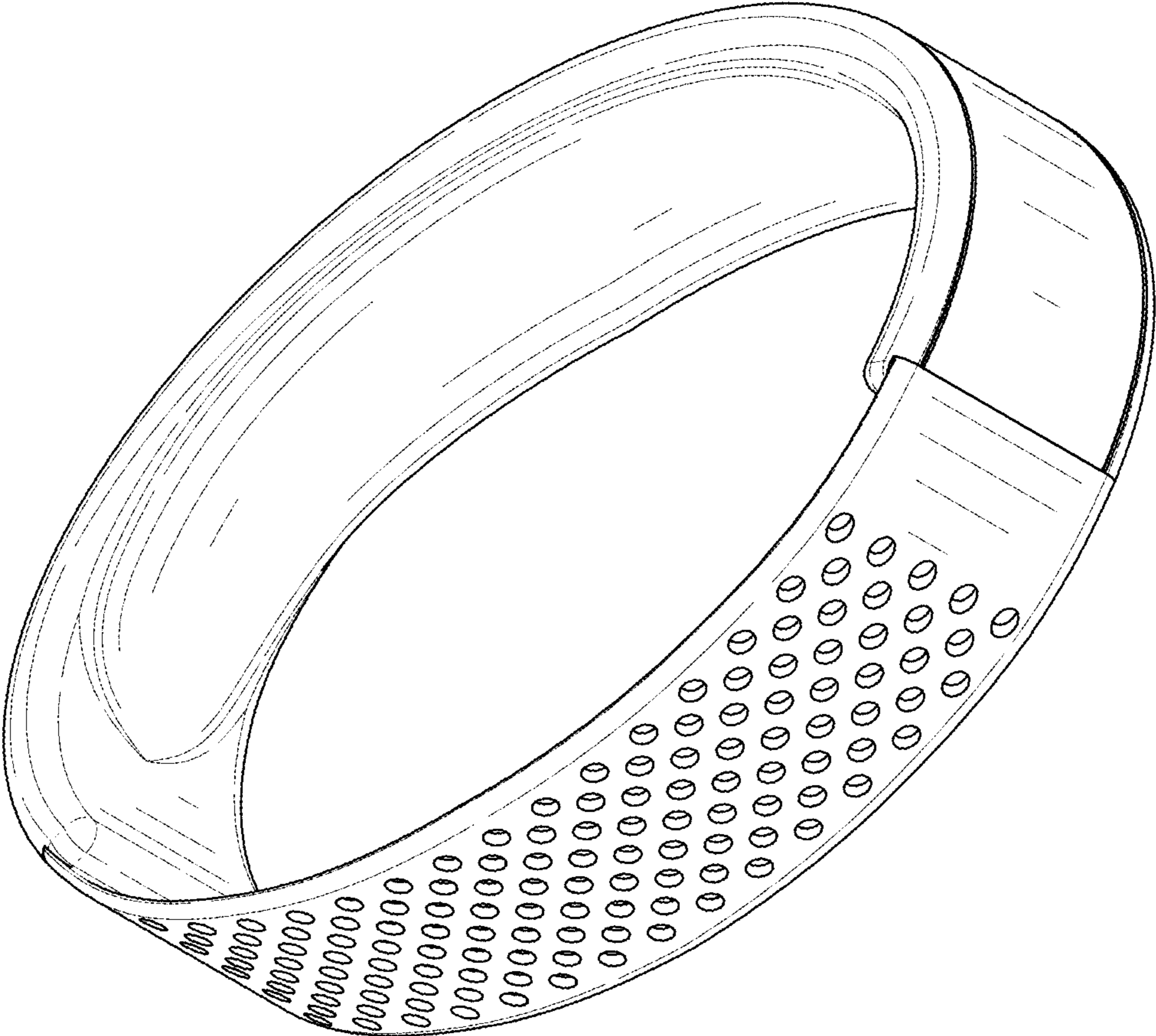


FIG. 2

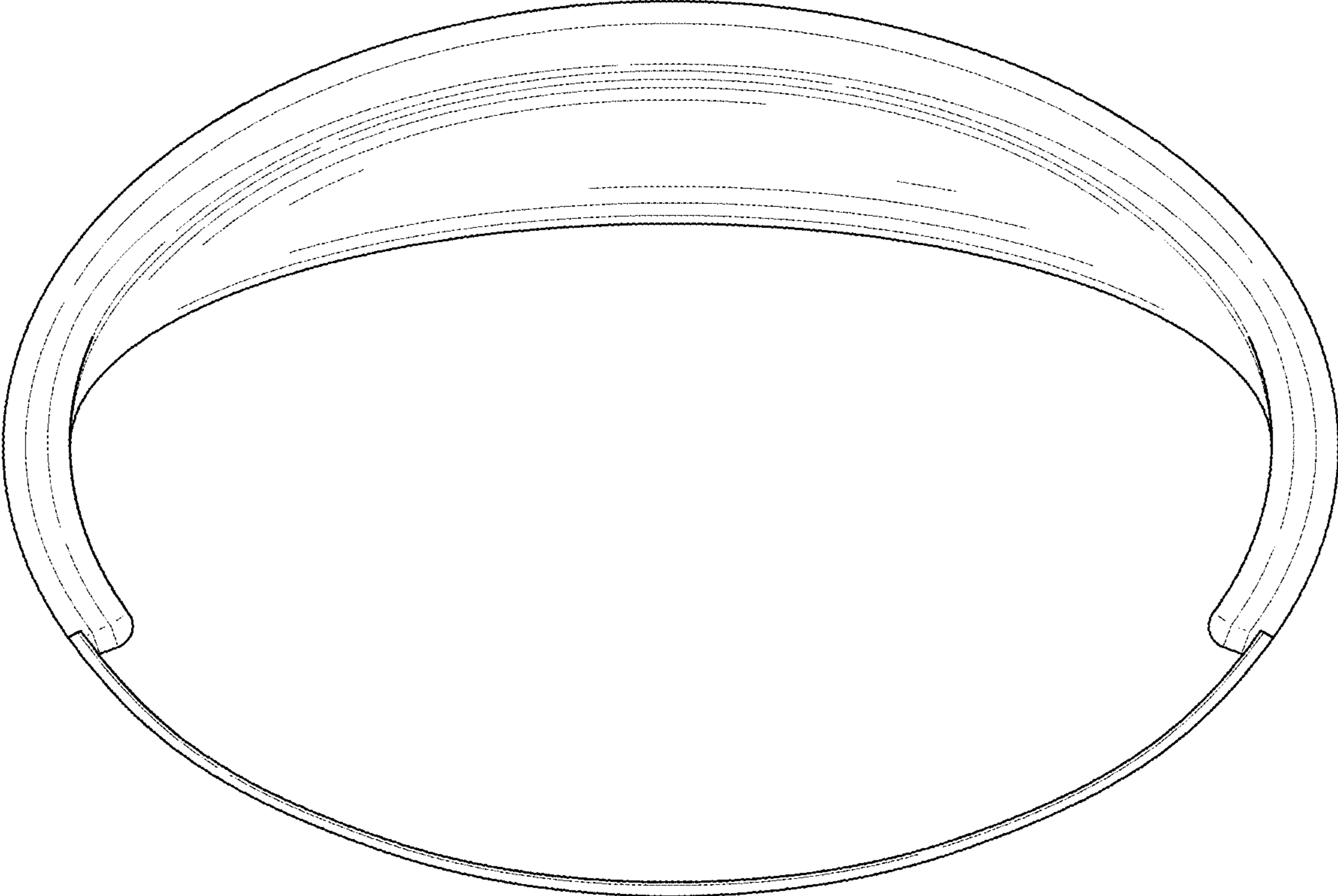


FIG. 3

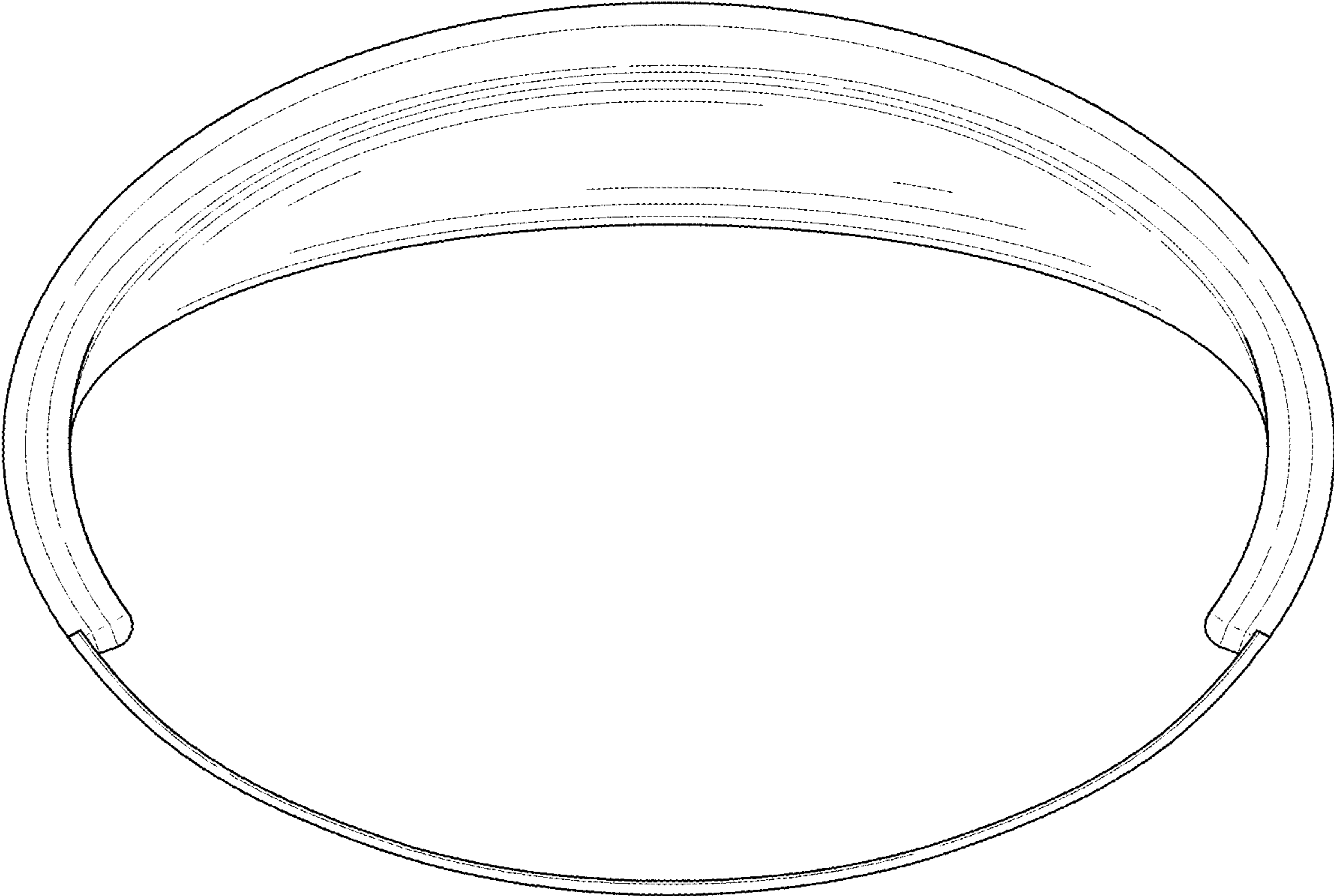


FIG. 4

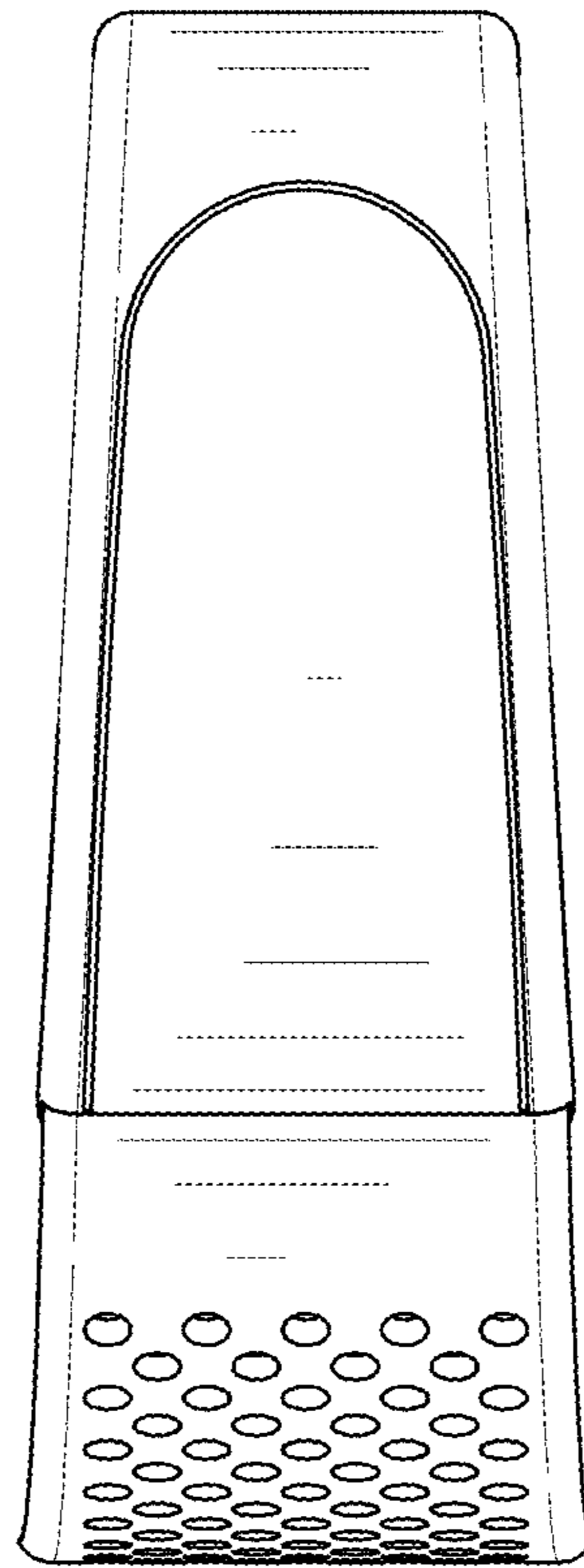


FIG. 5

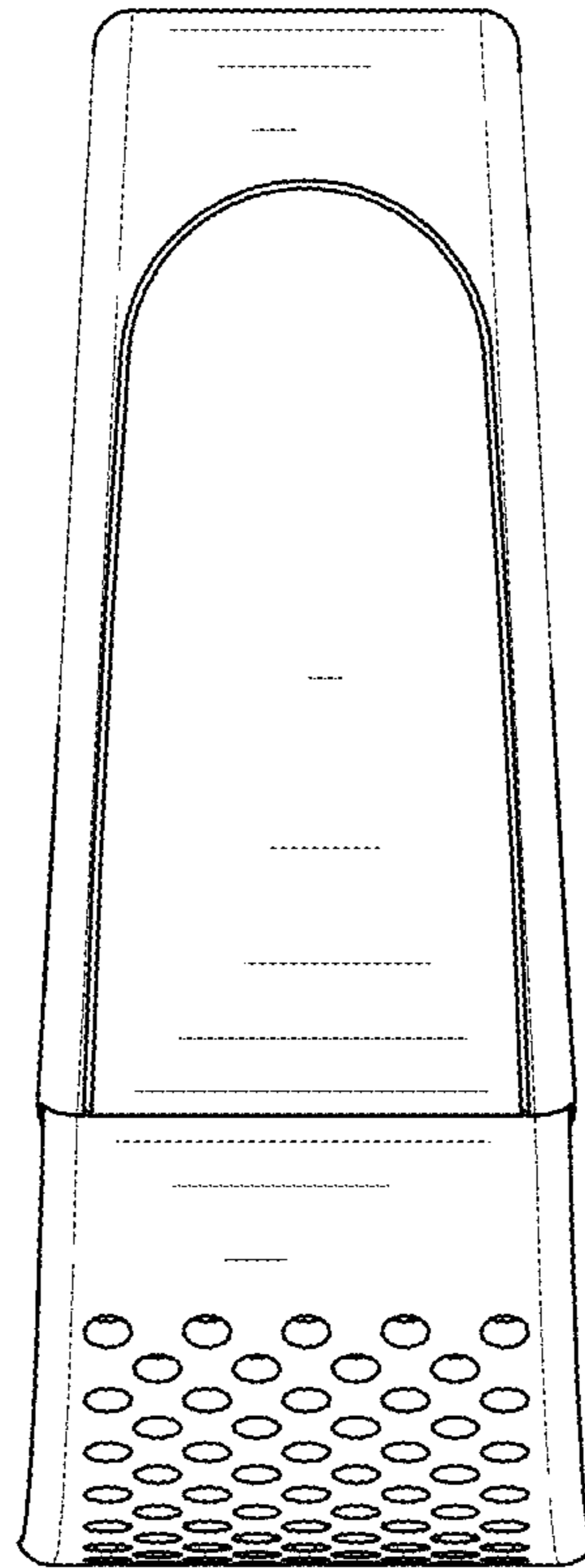


FIG. 6

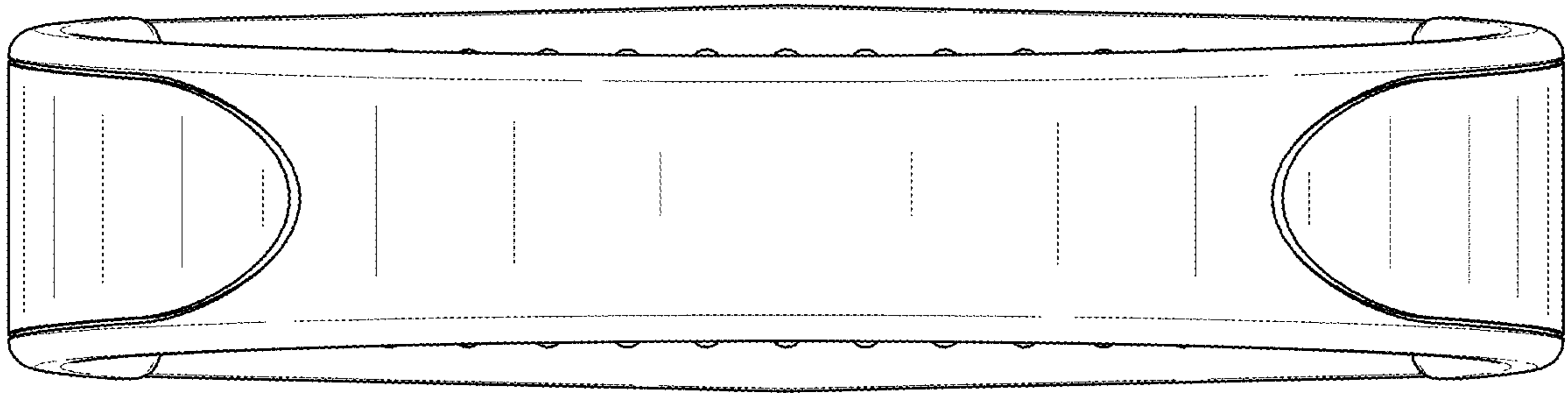


FIG. 7

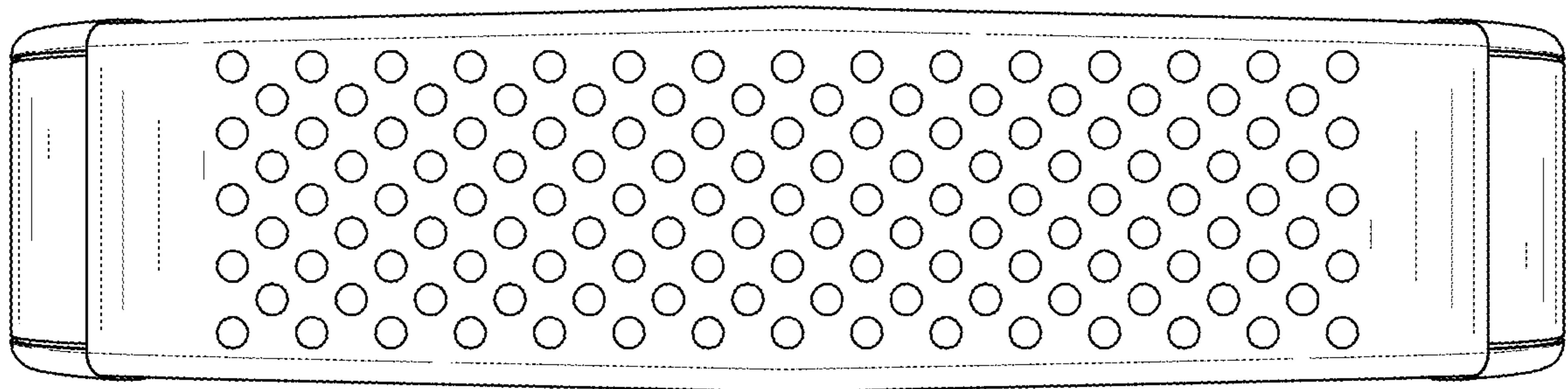


FIG. 8