



US00D942182S

(12) **United States Design Patent** (10) **Patent No.:** **US D942,182 S**
Xiao (45) **Date of Patent:** **** Feb. 1, 2022**

(54) **PILLOW COVER**
(71) Applicant: **Chengqin Xiao**, Guizhou (CN)
(72) Inventor: **Chengqin Xiao**, Guizhou (CN)
(**) Term: **15 Years**
(21) Appl. No.: **29/765,505**
(22) Filed: **Jan. 8, 2021**

D156,815 S * 1/1950 Cohen D6/601
4,873,736 A * 10/1989 Sapp A47G 9/0253
5/636
D309,392 S * 7/1990 Hafvenstein D6/601
D616,236 S * 5/2010 Morrison D6/596
D621,197 S * 8/2010 Gladney D6/605
D625,945 S * 10/2010 Kratzer D6/601
D628,423 S * 12/2010 Kratzer D6/601
D640,493 S * 6/2011 Nishijima D6/601
D662,753 S * 7/2012 Shive D6/605
D663,152 S * 7/2012 Shive D6/605

(Continued)

(51) **LOC (13) Cl.** **06-09**
(52) **U.S. Cl.**
USPC **D6/601**

FOREIGN PATENT DOCUMENTS

KR 301042092.0000 * 1/2020

(58) **Field of Classification Search**
USPC D6/333, 349, 355, 375, 388, 512, 563,
D6/564, 595, 596, 601, 604, 611, 707,
D6/715, 716, 716.1; 5/401, 420, 600,
5/630, 631, 632, 633, 635, 636, 638, 639,
5/646, 652, 652.1, 655, 703, 730, 490,
5/491; 297/401, 420, 600, 630, 631, 632,
297/633, 635, 636, 638, 639, 646, 652,
297/652.1, 655, 703, 730
CPC A47G 9/02; A47G 9/0207; A47G 9/0215;
A47G 9/0223; A47G 9/023; A47G
9/0238; A47G 9/0246; A47G 9/0253;
A47G 9/0261; A47G 9/06; A47G 9/062;
A47G 9/066; A47G 9/08; A47G 9/083;
A47G 9/086; A47G 9/04; A47G 9/0292;
A47G 9/00; A47G 9/10; A47G 9/1009;
A47G 9/1027; A47G 9/1045; A47G
9/1063; A47G 9/1072; A47G 9/1081;
A47G 2009/0276; A47G 2009/001; A47G
2009/002; A47G 2009/003; A47G
2009/005

OTHER PUBLICATIONS

Google search: "pillow case" [site visited Sep. 27, 2021]: https://www.google.com/search?q=pillow+case&sxsrf=AOaemvJ1bhPIAEaohBhlpjtQ4MHNSN_gxQ:1632846189727&source=lnms&tbm=isch&sa=X&ved=2ahUKewi_nPGIiqLzAhWoFlkFHe7aCvEQ_AUoAnoECAEQBA&biw=1920&bih=1057&dpr=1 (Year: 2021).*

Primary Examiner — Sanjeev Paul
(74) *Attorney, Agent, or Firm* — ScienBiziP, P.C.

See application file for complete search history.

(57) **CLAIM**

The ornamental design for a pillow cover, as shown and described.

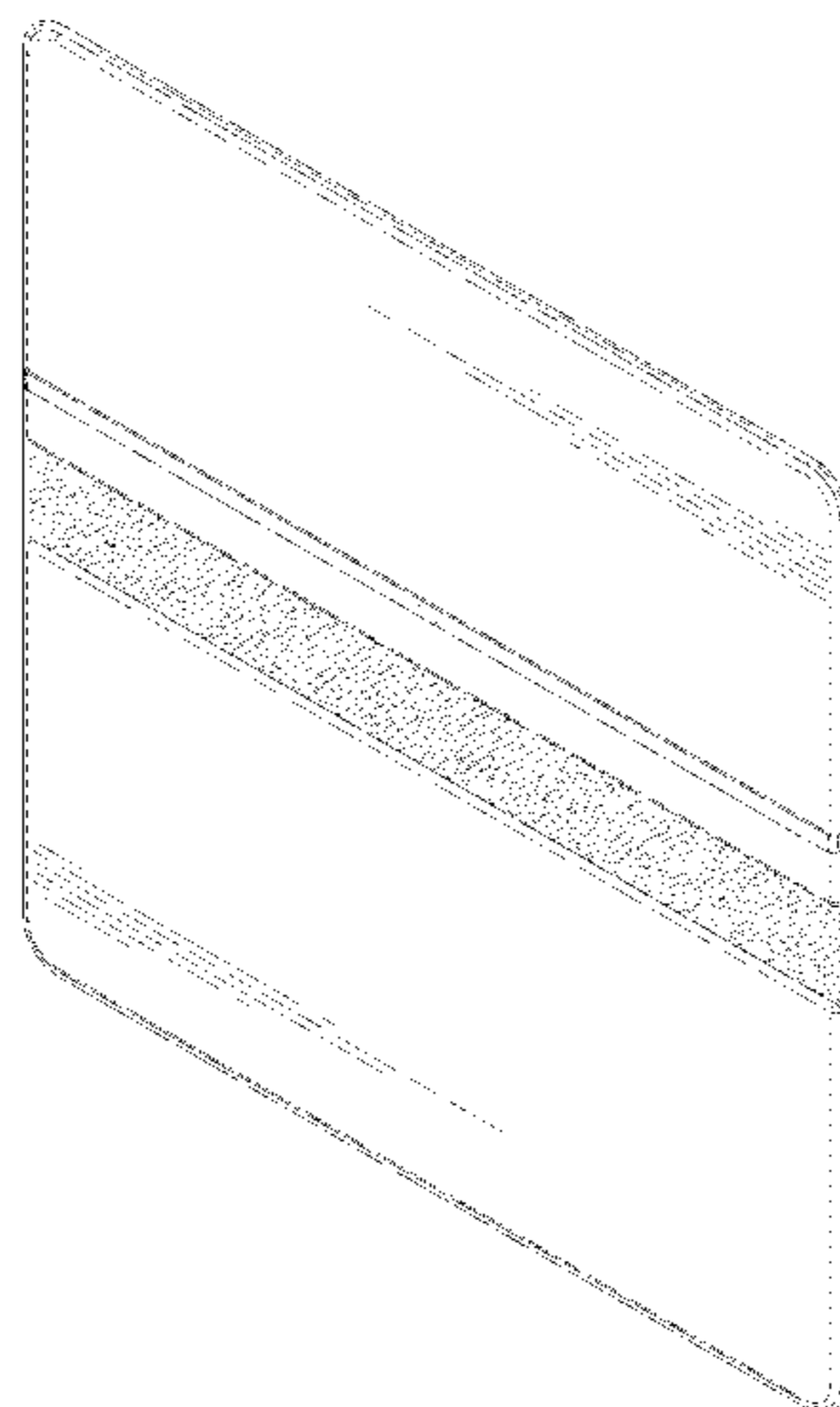
DESCRIPTION

FIG. 1 is a front, right, and top perspective view of a pillow cover, showing my design.
FIG. 2 is a front elevation view thereof.
FIG. 3 is a rear elevation view thereof.
FIG. 4 is a left side elevation view thereof.
FIG. 5 is a right side elevation view thereof.
FIG. 6 is a top plan view thereof; and,
FIG. 7 is a bottom plan view thereof.

(Continued)

(56) **References Cited**
U.S. PATENT DOCUMENTS

1,693,266 A * 11/1928 Baldwin B65D 29/00
139/383 R
D97,439 S * 11/1935 Milliken D6/601
D124,157 S * 12/1940 Robinson D6/601



The broken lines shown in the drawings are included for purpose of illustrating unclaimed portions of the pillow cover and form no part of the claimed design.

1 Claim, 7 Drawing Sheets

(56) **References Cited**

U.S. PATENT DOCUMENTS

D670,128 S	*	11/2012	Price	D6/605
D751,840 S		3/2016	Walston-Henry	
D781,075 S	*	3/2017	Cohen	D6/601
D879,508 S		3/2020	Sawant	
D896,002 S	*	9/2020	Thomas	D6/601
D898,432 S	*	10/2020	Thompson	D6/601
D904,794 S	*	12/2020	Steinbock	A47G 9/0253
				D6/601
D905,473 S	*	12/2020	Moule	D6/602
D930,396 S	*	9/2021	Barter	D6/601

* cited by examiner




FIG.1




FIG.2




FIG.3

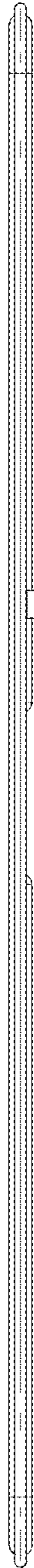


FIG. 4



FIG.5




FIG.6

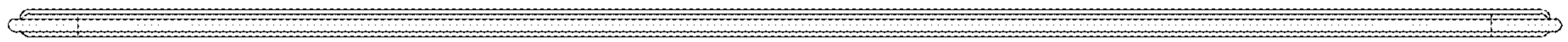


FIG. 7