



US00D942175S

(12) **United States Design Patent**
Zhang

(10) **Patent No.:** **US D942,175 S**
(45) **Date of Patent:** **** Feb. 1, 2022**

- (54) **JEWELRY ORGANIZER**
- (71) Applicant: **Shenzhen Yingmu Electronic Commerce Co., Ltd., Shenzhen (CN)**
- (72) Inventor: **Hongmei Zhang, Shenzhen (CN)**
- (**) Term: **15 Years**
- (21) Appl. No.: **29/771,252**
- (22) Filed: **Feb. 22, 2021**
- (51) **LOC (13) Cl.** **06-06**
- (52) **U.S. Cl.**
USPC **D6/513**
- (58) **Field of Classification Search**
USPC D6/570-573, 525, 553, 566, 672, D6/512-514, 315; D3/201, 205, 903; 206/6.1, 38, 58, 214, 278-279, 288-289, 206/575, 579, 730, 566, 349, 362.2, 568; 211/10, 13.1, 35, 41.12, 70.6, 85.2, 86.01, 211/87.01, 113; 223/66, 120; 248/176.1; 312/265.1; 383/23, 40, 121
CPC .. A47F 5/00; A47F 5/0807; A47F 5/12; A47F 7/02; A47F 5/08; A47F 7/19; A47F 5/0006; A47F 5/0025; A47F 7/146; A45F 2200/05; A47B 43/003; A45C 2003/002; A45C 3/004; A45C 7/0077; A45C 7/0095; A45C 9/00
See application file for complete search history.

- 5,141,113 A * 8/1992 Elliott A45C 11/16 206/495
 - 5,363,953 A * 11/1994 Carter A45C 11/16 206/495
 - 5,427,230 A * 6/1995 Mattox A45C 11/16 206/478
 - 5,651,455 A * 7/1997 Garcia A45C 3/00 206/287.1
 - D387,929 S * 12/1997 Stewart D6/513
- (Continued)

OTHER PUBLICATIONS

Amazon.com, 2 Piece Earring Jewelry Wall Holder, Jan. 7, 2021, <https://www.amazon.com/Earring-Jewelry-Organizer-Earrings-Necklace/dp/B08SC2VJV9/> (Year: 2021).*
(Continued)

Primary Examiner — Nathan M Johnston

(57) **CLAIM**

The ornamental design for a jewelry organizer, as shown and described.

DESCRIPTION

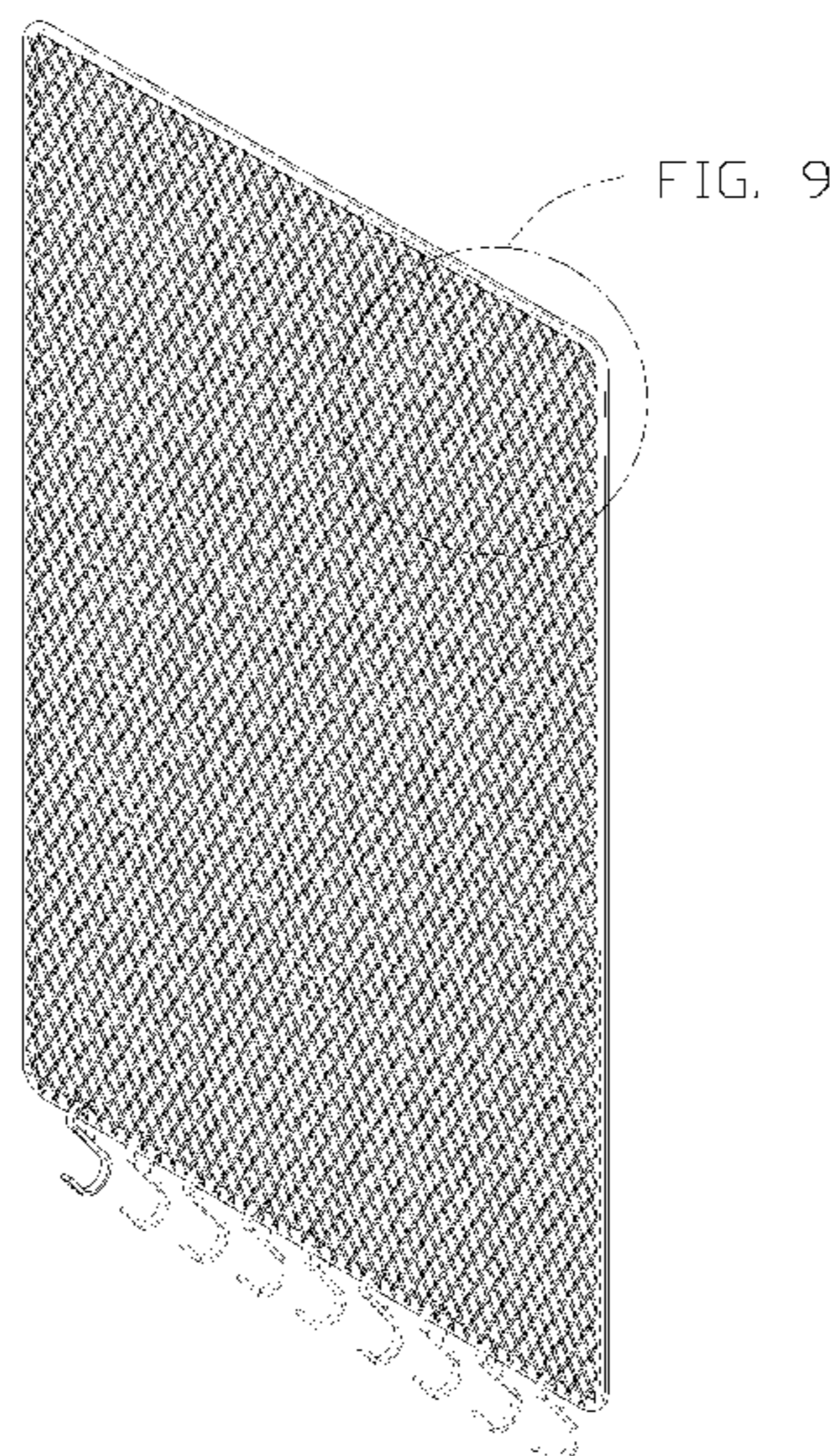
FIG. 1 is a front and top perspective view of a jewelry organizer, showing my new design;
FIG. 2 is a rear and bottom perspective view of;
FIG. 3 is a front elevation view thereof;
FIG. 4 is a rear elevation view thereof;
FIG. 5 is a left side elevation view thereof;
FIG. 6 is a right side elevation view thereof;
FIG. 7 is a top plan view thereof;
FIG. 8 is a bottom plan view thereof;
FIG. 9 is an enlarged view of a portion labeled, 'FIG. 9' in FIG. 1; and,
FIG. 10 is another perspective view thereof, shown in an alternative position.
Broken lines are used to illustrate portions of the jewelry organizer or environmental subject matter that form no part of the claimed design.

1 Claim, 10 Drawing Sheets

(56) **References Cited**

U.S. PATENT DOCUMENTS

- 4,739,886 A * 4/1988 Seaberg A47F 7/02 206/486
- D313,906 S * 1/1991 Lublin D6/315
- D315,839 S * 4/1991 Martorella D6/513
- D320,131 S * 9/1991 Pereyra D6/513
- 5,050,745 A * 9/1991 Sanders A47F 7/02 211/85.2
- D320,502 S * 10/1991 Haines D3/293



(56)

References Cited

U.S. PATENT DOCUMENTS

5,692,604	A	*	12/1997	Houk	A45C 3/004
						190/111
D389,353	S	*	1/1998	Patel	D6/513
D390,053	S	*	2/1998	Waters	D19/86
D398,465	S	*	9/1998	Wieder	D6/513
D401,092	S	*	11/1998	Patel	D6/525
D457,763	S	*	5/2002	Borys	D6/513
D474,353	S	*	5/2003	Gist Skinner	D6/553
D573,828	S	*	7/2008	Clokey	D6/553
D582,186	S	*	12/2008	Smith	D6/513
D680,351	S	*	4/2013	Smith	D6/682
D685,569	S	*	7/2013	Corl	D3/205
D711,662	S	*	8/2014	Cohen	D6/513
D777,477	S	*	1/2017	Germany	D6/672
D808,193	S		1/2018	Sun		
D820,003	S	*	6/2018	Capdepon	D6/553
D863,815	S	*	10/2019	Lowenhielm	D6/553

OTHER PUBLICATIONS

amazon.com, 2pcs earring organizer frame art photos jewelry display wire hanger, Oct. 14, 2021, <https://www.amazon.com/Cabilock-Organizer-Household-Bracelet-Necklace/dp/B08MXC6MCC/> (Year: 2021).*

* cited by examiner




FIG. 9

FIG. 1




FIG. 2




FIG. 3




FIG. 4

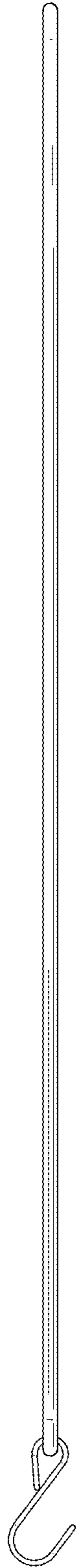


FIG. 5

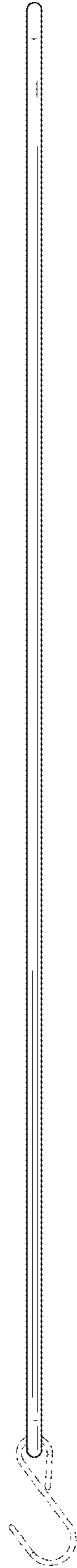


FIG. 6

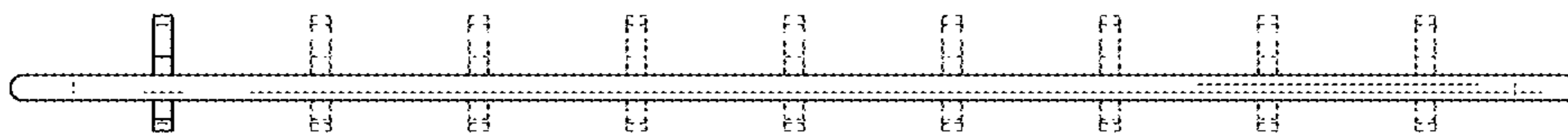


FIG. 7

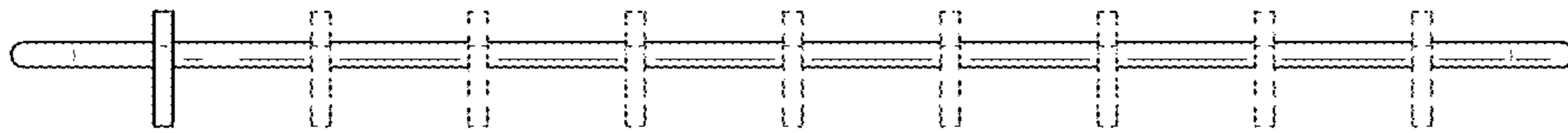


FIG. 8

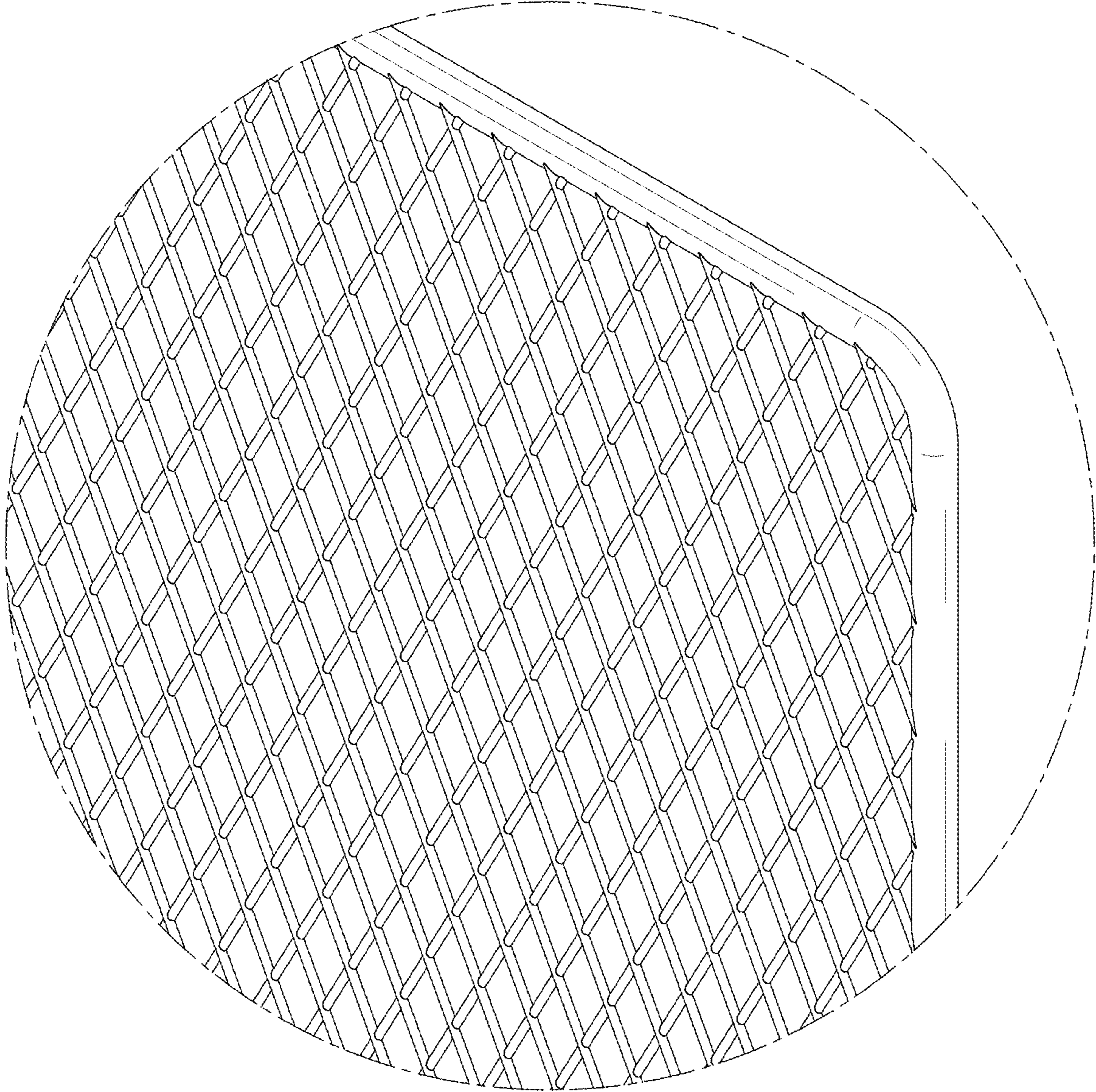


FIG. 9




FIG. 10