



US00D942173S

(12) **United States Design Patent** (10) **Patent No.:** **US D942,173 S**  
**Fukasawa** (45) **Date of Patent:** **\*\* Feb. 1, 2022**

(54) **CHAIR**

(71) Applicant: **Maruni Wood Industry Inc.**,  
Hiroshima (JP)

(72) Inventor: **Naoto Fukasawa**, Tokyo (JP)

(73) Assignee: **Maruni Wood Industry Inc.**,  
Hiroshima (JP)

(\*\*) Term: **15 Years**

(21) Appl. No.: **29/746,433**

(22) Filed: **Aug. 13, 2020**

(30) **Foreign Application Priority Data**

Feb. 14, 2020 (JP) ..... 2020-002942

(51) **LOC (13) Cl.** ..... **06-01**

(52) **U.S. Cl.**  
USPC ..... **D6/379**

(58) **Field of Classification Search**

USPC ..... D6/333, 334, 341, 348, 349, 350, 352,  
D6/353, 360, 364, 369, 370, 371, 373,  
D6/374, 375, 376, 377, 379, 380, 390,  
D6/677, 692, 700, 708, 708.16, 716;  
D16/237; D21/412, 419, 521  
CPC ..... A47C 1/124; A47C 3/34; A47C 4/028;  
A47C 4/02; A47C 5/12; A47C 5/125;  
A47C 7/506; A47C 9/007; A47C 13/005;  
A47C 13/023; A47C 31/113; A47C  
31/02; A47C 5/06; A47C 5/08; B60R  
2/0284; B60R 2/062; B60R 22/001; B60R  
22/24; B60R 22/28; B60R 22/58; B60R  
22/64; B60R 22/68; B60R 22/80; B60R  
22/99; B60R 22/245; B60R 22/643; B60R  
22/646; B60R 22/665; B60R 22/686;  
B60R 22/688; B60R 22/803; B60R  
22/986; B60R 22/914; B60R 22/995

See application file for complete search history.

(56) **References Cited**

U.S. PATENT DOCUMENTS

D178,608 S \* 8/1956 Larsen ..... D6/379  
D184,820 S \* 4/1959 Langhjelm ..... D6/379  
D234,240 S \* 2/1975 Noda et al. .... D6/379  
D234,332 S \* 2/1975 Tada ..... D6/374  
D235,496 S \* 6/1975 Noda et al. .... D6/379  
D270,214 S \* 8/1983 Kirkpatrick ..... D6/379  
D278,104 S \* 3/1985 Dunbar ..... D6/379  
4,545,615 A \* 10/1985 Kane ..... A47C 5/06  
297/287  
D284,718 S \* 7/1986 Massonnet ..... D6/375  
(Continued)

OTHER PUBLICATIONS

JPO; Application No. 2020-002942; Notification dated Aug. 31,  
2020.

(Continued)

*Primary Examiner* — Kevin K Rudzinski  
*Assistant Examiner* — Paul D Bohannon  
(74) *Attorney, Agent, or Firm* — Fitch, Even, Tabin &  
Flannery LLP


(57) **CLAIM**

I claim the ornamental design for a chair, as shown and  
described.

**DESCRIPTION**

FIG. 1 is a front perspective view of a chair, showing my  
new design;  
FIG. 2 is a rear perspective view thereof;  
FIG. 3 is a side perspective view thereof;  
FIG. 4 is a front elevational view thereof;  
FIG. 5 is a rear elevational view thereof;  
FIG. 6 is a right side elevational view thereof, the left side  
elevational view being a mirror image thereof;  
FIG. 7 is a top plan view thereof; and,  
FIG. 8 is a bottom plan view thereof.

**1 Claim, 8 Drawing Sheets**



(56)

**References Cited**

U.S. PATENT DOCUMENTS

D337,449	S *	7/1993	Bertoldi .....	D6/379
D429,910	S *	8/2000	Starzewski .....	D6/379
D446,960	S *	8/2001	Lovegrove .....	D6/380
D474,621	S *	5/2003	Pesso .....	D6/379
D640,067	S *	6/2011	Weimer .....	D6/379
D724,859	S *	3/2015	Young .....	D6/379
D748,927	S *	2/2016	Feichtner .....	D6/375
D787,218	S *	5/2017	Barcelo .....	D6/380
D816,365	S *	5/2018	de Oliveira Pires Junior .....	D6/379
D819,355	S *	6/2018	Dondoli .....	D6/376
D843,126	S *	3/2019	Norguet .....	D6/376
D850,138	S *	6/2019	Taraba .....	D6/380
D888,456	S *	6/2020	Koophavonrek .....	D6/379
2013/0187422	A1 *	7/2013	Schwinghammer ...	A47C 7/405 297/239

OTHER PUBLICATIONS

Dezeen Limited, Webpage, Known Document No. of the Design Division of the Japan Patent Office: HJ21071156, Jan. 25, 2010.  
 Designboom. Webpage, Known Document No. of the Design Division of the Japan Patent Office: HJ73041, Feb. 2010.  
 Registration Under 1960 Act, International Registration No. DM/050328, Mar. 31, 2000.

\* cited by examiner

Fig. 1






Fig. 2




Fig. 3

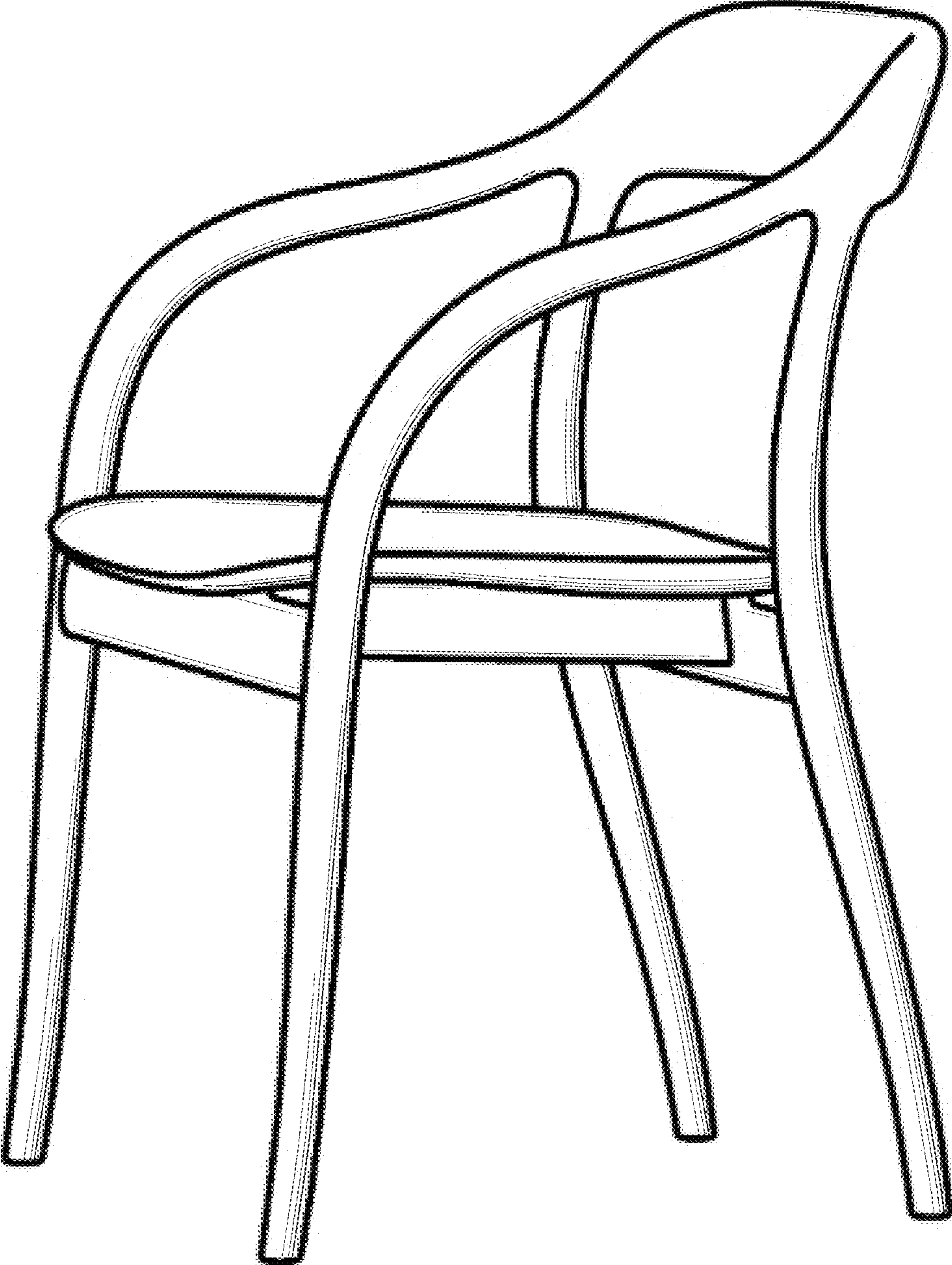


Fig. 4






Fig. 5

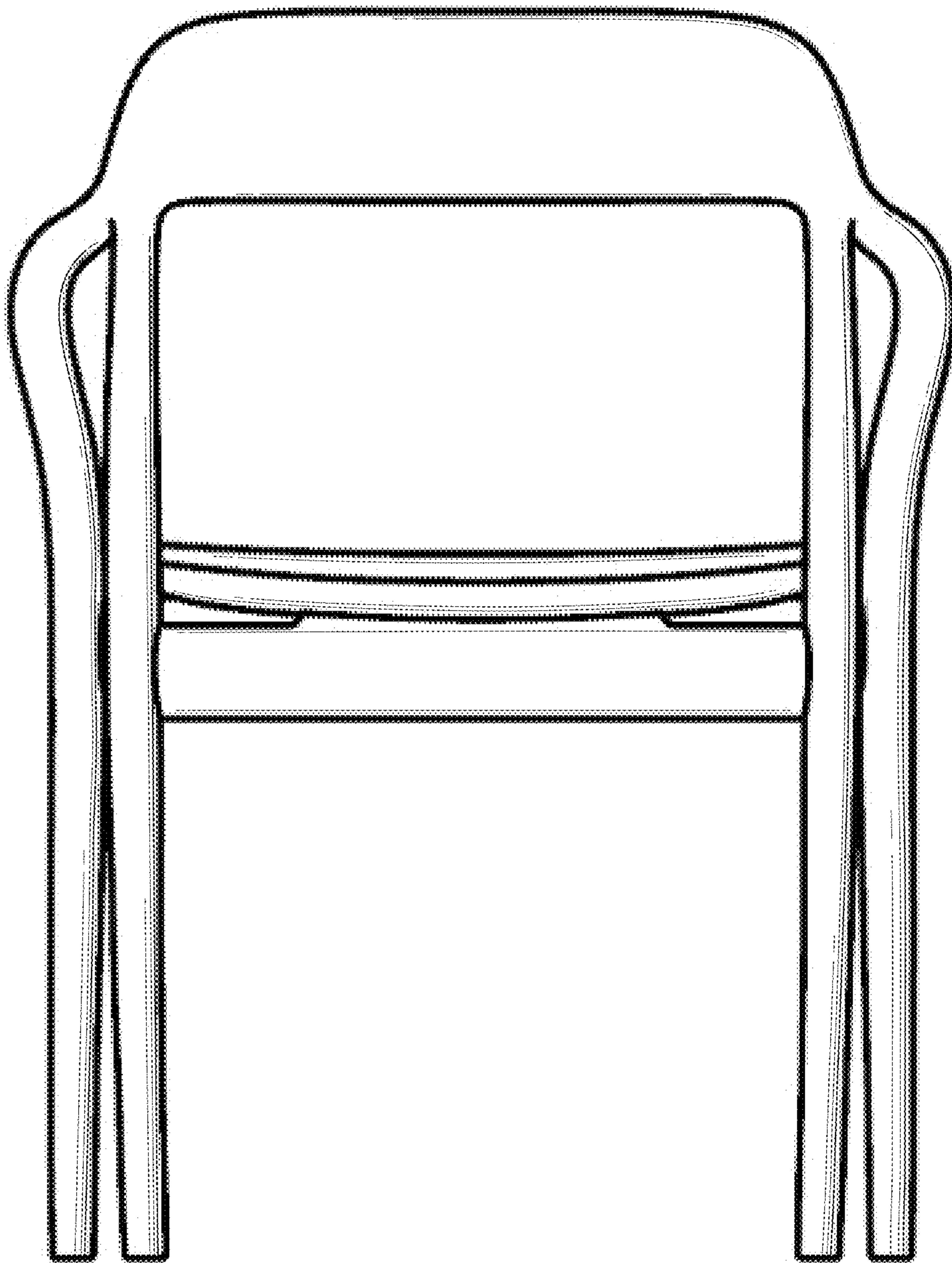


Fig. 6

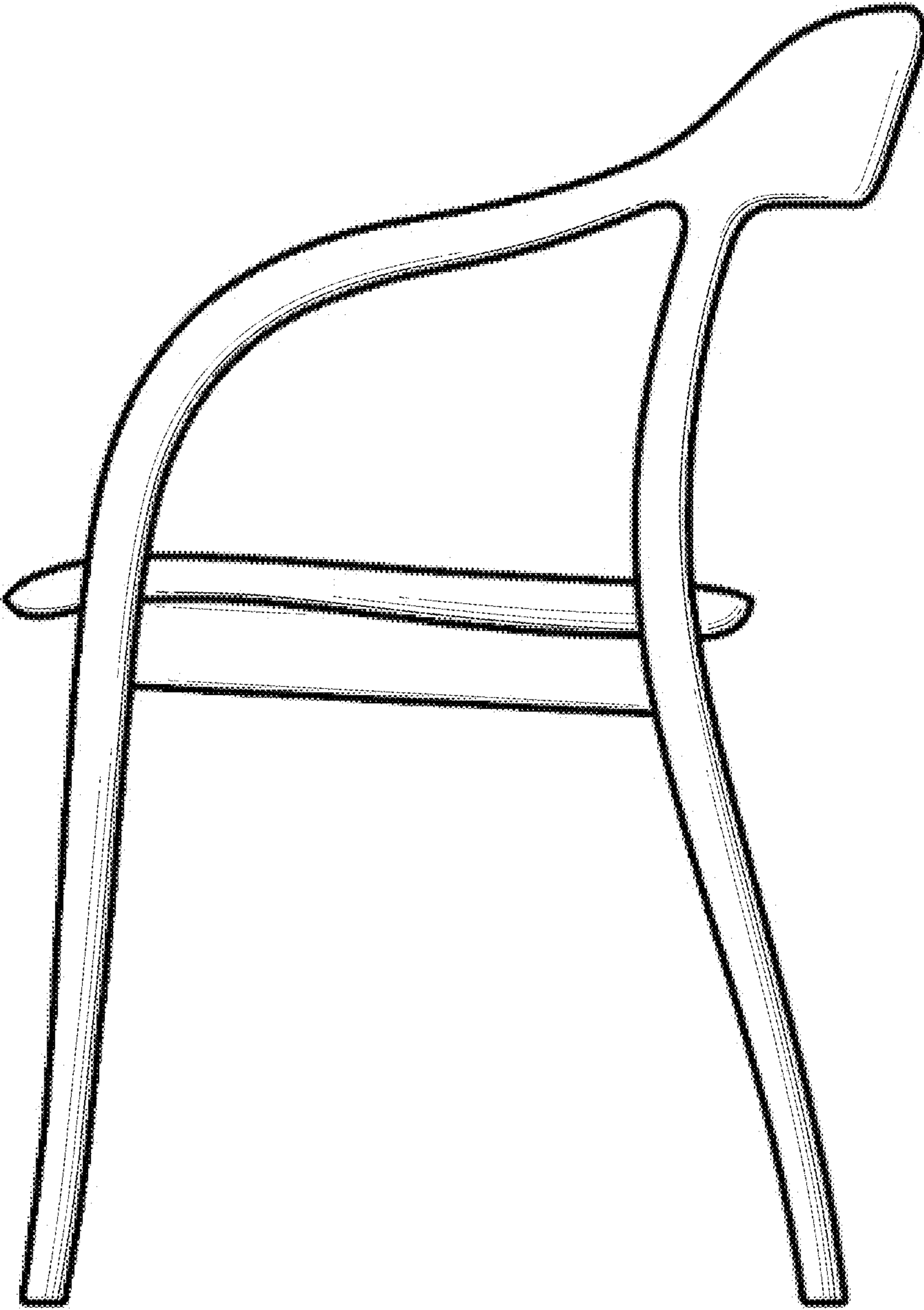




Fig. 7

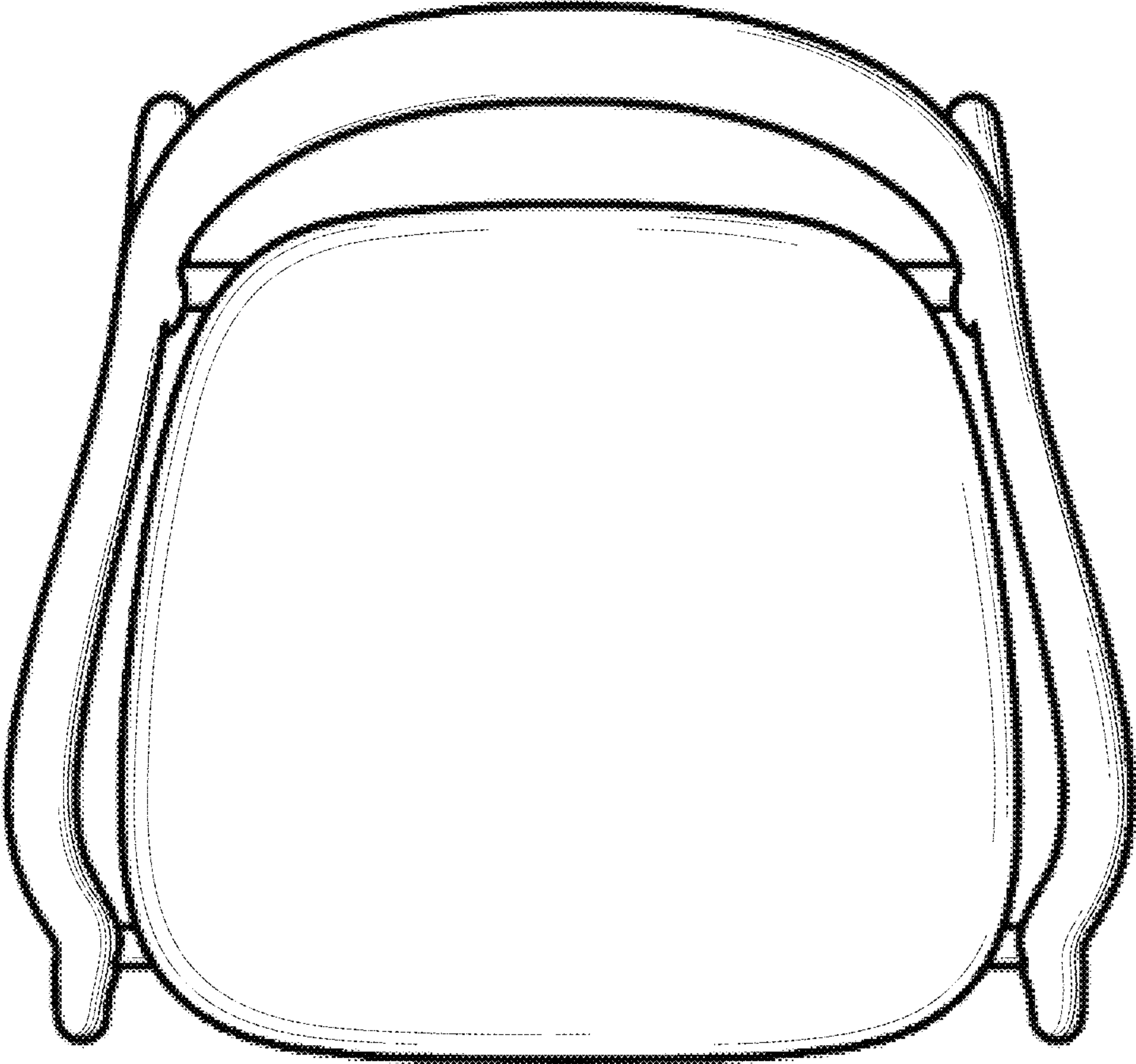


Fig. 8

