

US00D942157S

(12) **United States Design Patent** (10) **Patent No.:** **US D942,157 S**
Holzmann et al. (45) **Date of Patent:** **** Feb. 1, 2022**

- (54) **MIRROR**
- (71) Applicant: **Bradley Corporation**, Menomonee Falls, WI (US)
- (72) Inventors: **Simon Holzmann**, Zorneding (DE); **Stefan Hillenmayer**, Munich (DE); **Ning Zhou**, Munich (DE); **Laura Beth Stang**, Mukwonago, WI (US)
- (73) Assignee: **Bradley Corporation**, Menomonee Falls, WI (US)
- (**) Term: **15 Years**
- (21) Appl. No.: **29/728,371**
- (22) Filed: **Mar. 18, 2020**
- (51) **LOC (13) Cl.** **06-07**
- (52) **U.S. Cl.**
USPC **D6/300**
- (58) **Field of Classification Search**
USPC D6/300-302, 308-314; D23/270, 271, D23/286; D26/56; D19/113; D20/10, D20/19, 39, 42; D14/138 R, 138 G
CPC ... A47G 1/00; A47G 1/02; A47G 1/06; A47G 1/0605; A47G 1/0638; A47G 1/08; A47G 1/14; A47G 1/16; A47G 1/1606; A47G 1/1613; A47G 2001/0661; A47G 2001/0688; A47G 2001/0694; A47G 2001/148
See application file for complete search history.

- D311,821 S * 11/1990 Rossari D26/56
- D441,546 S * 5/2001 Harwanko D6/300
- D522,761 S * 6/2006 Bruce D6/300
- D727,478 S * 4/2015 Mayer D23/286
- D787,201 S * 5/2017 Kraemer D6/300
- D815,843 S * 4/2018 Gale D6/300
- D872,800 S * 1/2020 Kan D19/113
- D881,745 S * 4/2020 Dionne D11/131
- D908,851 S * 1/2021 Lee D23/284

* cited by examiner

Primary Examiner — Cynthia Ramirez

Assistant Examiner — Xavier Marti-Santos

(74) *Attorney, Agent, or Firm* — Boyle Fredrickson, S.C.

(57) **CLAIM**

The ornamental design for a mirror, substantially as shown and described.

DESCRIPTION

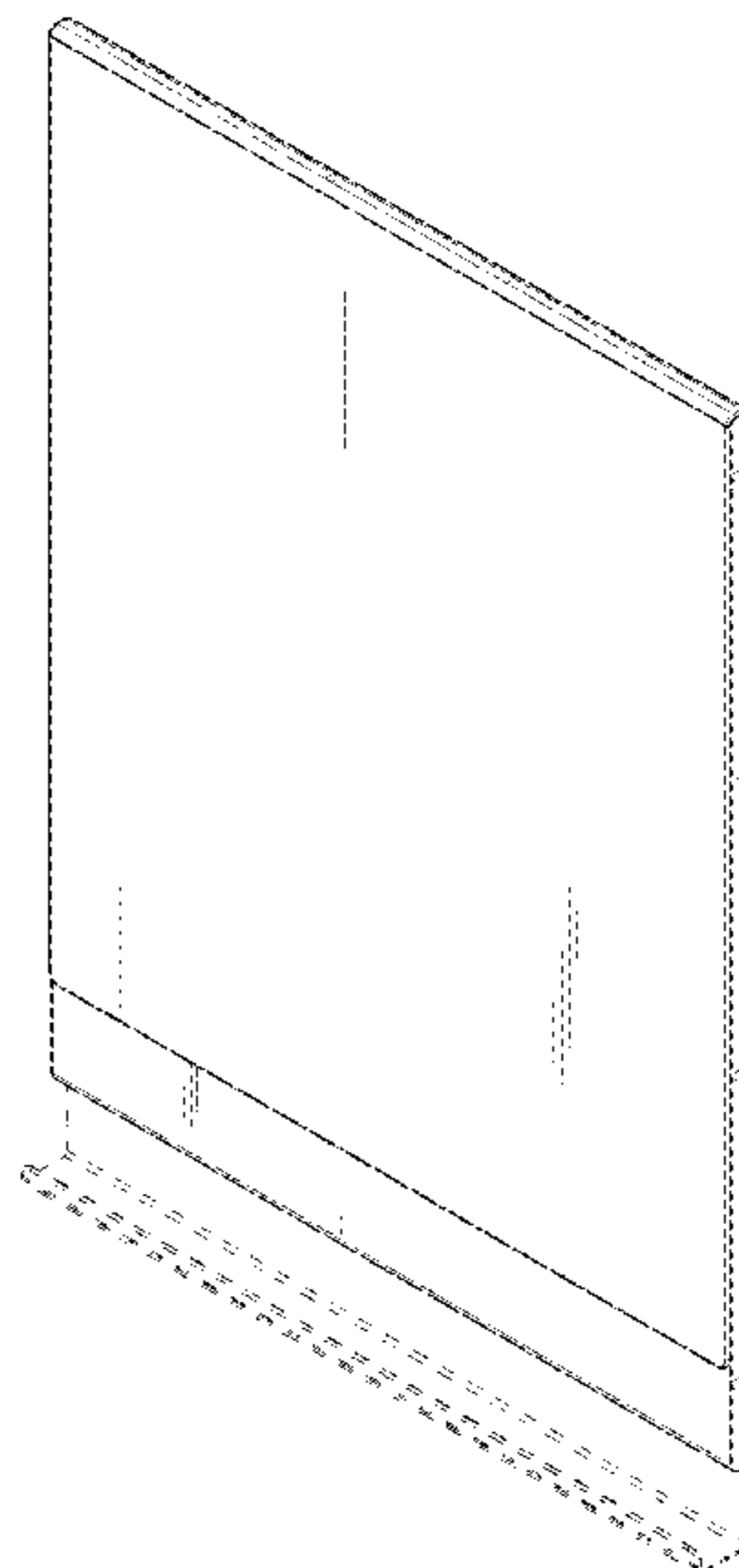
FIG. 1 is a front, raised perspective view of a mirror according to a first embodiment of the invention; FIG. 2 is a front view of the mirror of FIG. 1; FIG. 3 is a rear view of the mirror of FIG. 1; FIG. 4 is a right side view of the mirror of FIG. 1; FIG. 5 is a left side view of the mirror of FIG. 1; FIG. 6 is a top view of the mirror of FIG. 1; FIG. 7 is a bottom view of the mirror of FIG. 1; FIG. 8 is a front, raised perspective view of a mirror according to a second embodiment of the invention; FIG. 9 is a front view of the mirror of FIG. 8; FIG. 10 is a rear view of the mirror of FIG. 8; FIG. 11 is a right side view of the mirror of FIG. 8; FIG. 12 is a left side view of the mirror of FIG. 8; FIG. 13 is a top view of the mirror of FIG. 8; and, FIG. 14 is a bottom view of the mirror of FIG. 8. The broken lines shown on the drawings show portions of the mirror that form no part of the claimed design.

1 Claim, 10 Drawing Sheets

(56) **References Cited**

U.S. PATENT DOCUMENTS

- 1,759,432 A * 5/1930 Brecht A47G 1/14
40/763
- 2,281,054 A * 4/1942 Smith A47G 1/0638
40/790
- 2,282,864 A * 5/1942 Glenn A47G 1/06
40/790






FIG. 1




FIG. 2




FIG. 3




FIG. 4

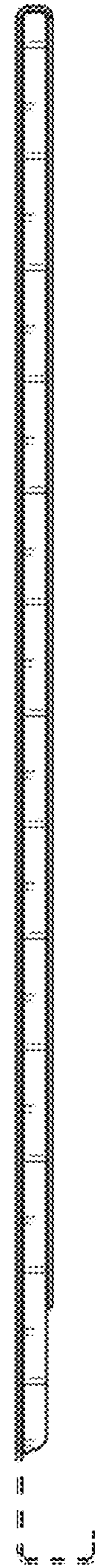


FIG. 5



FIG. 6



FIG. 7

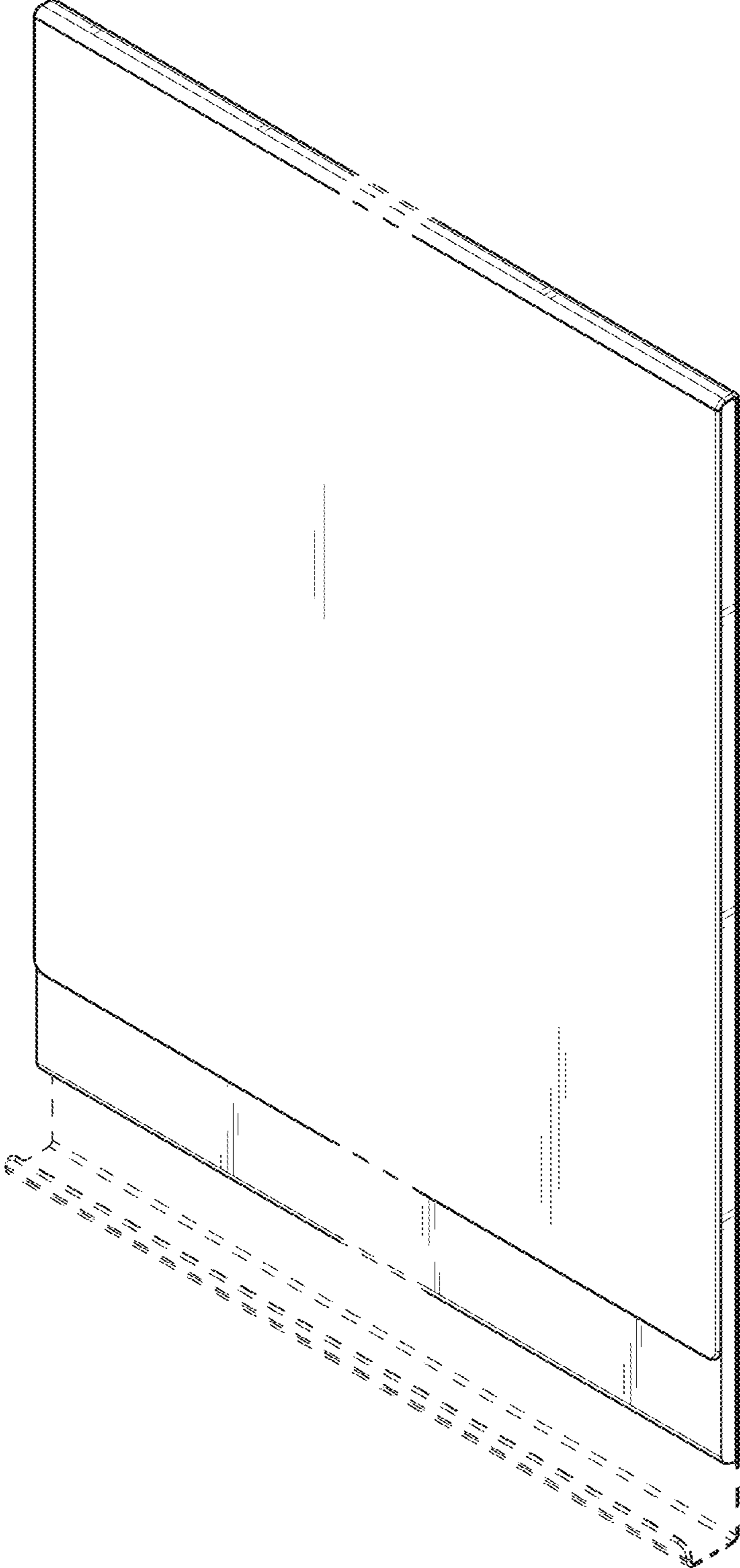


FIG. 8

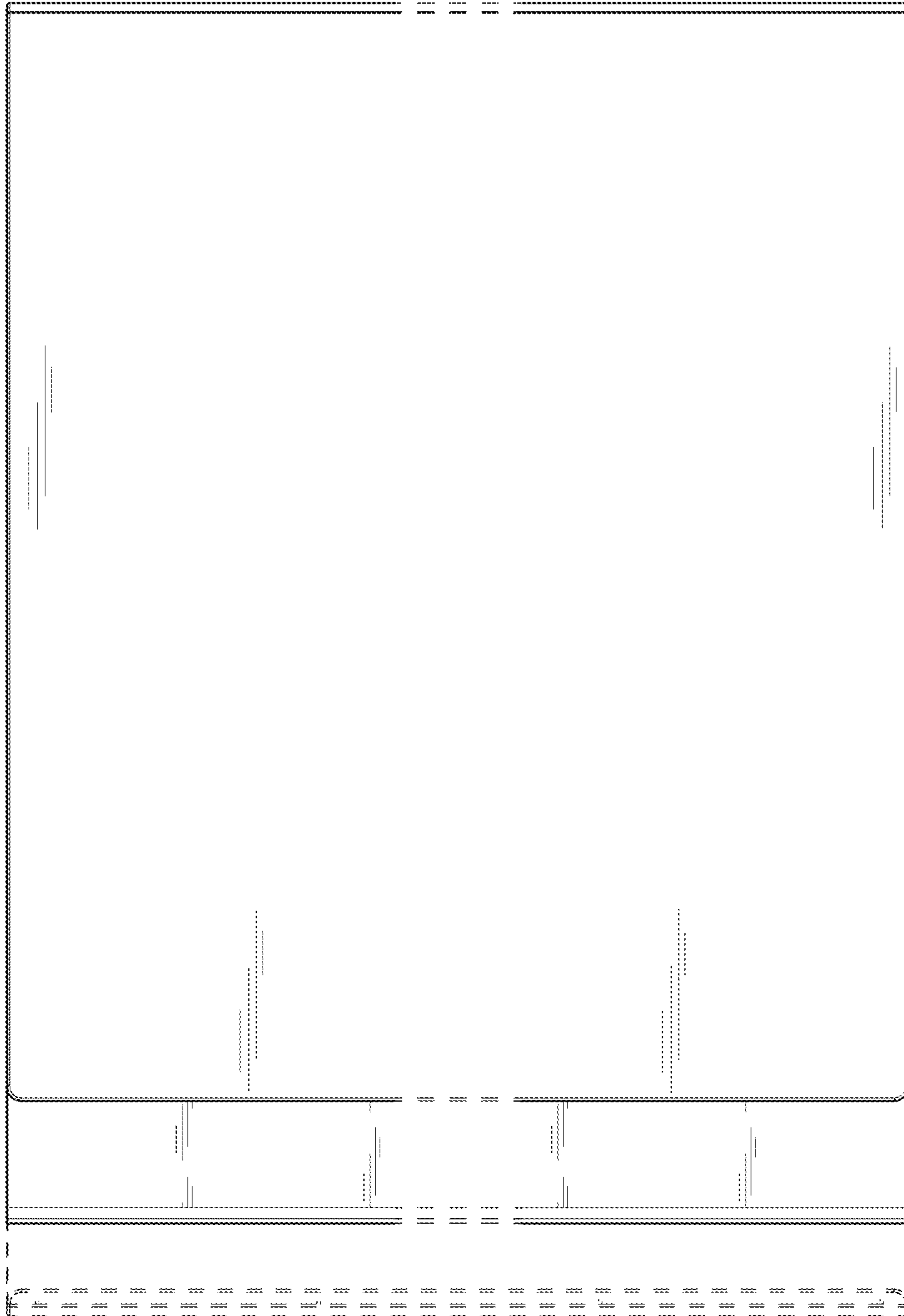


FIG. 9




FIG. 10




FIG. 11

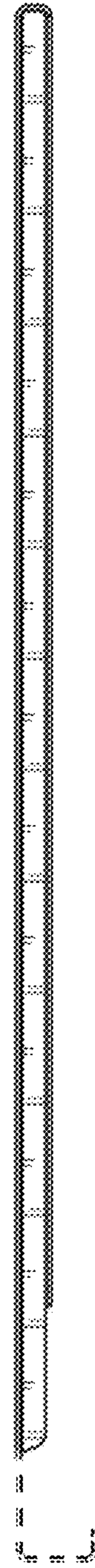


FIG. 12




FIG. 13



FIG. 14