



US00D942149S

(12) **United States Design Patent**
Kraemer

(10) **Patent No.:** **US D942,149 S**
(45) **Date of Patent:** **** Feb. 1, 2022**

(54) **TOOTHBRUSH**

(71) Applicant: **GSK Consumer Healthcare S.A.**,
Prangins (CH)

(72) Inventor: **Hans Kraemer**, Munich (DE)

(73) Assignee: **GSK CONSUMER HEALTHCARE**
S.A., Prangins (CH)

(**) Term: **15 Years**

(21) Appl. No.: **29/726,711**

(22) Filed: **Mar. 5, 2020**

(30) **Foreign Application Priority Data**

Jul. 24, 2019 (EM) 006638540

(51) **LOC (13) Cl.** **04-02**

(52) **U.S. Cl.**
USPC **D4/104**

(58) **Field of Classification Search**
USPC D4/100, 101, 104, 105, 106, 107, 108,
D4/110, 112, 113, 114, 116, 121, 127,
(Continued)

(56) **References Cited**

U.S. PATENT DOCUMENTS

D318,760 S * 8/1991 Kreisher D4/104
D330,116 S * 10/1992 Crawford D4/104
(Continued)

Primary Examiner — Karen E Eldridge Powers

(74) *Attorney, Agent, or Firm* — Roshni A. Sitapara

(57) **CLAIM**

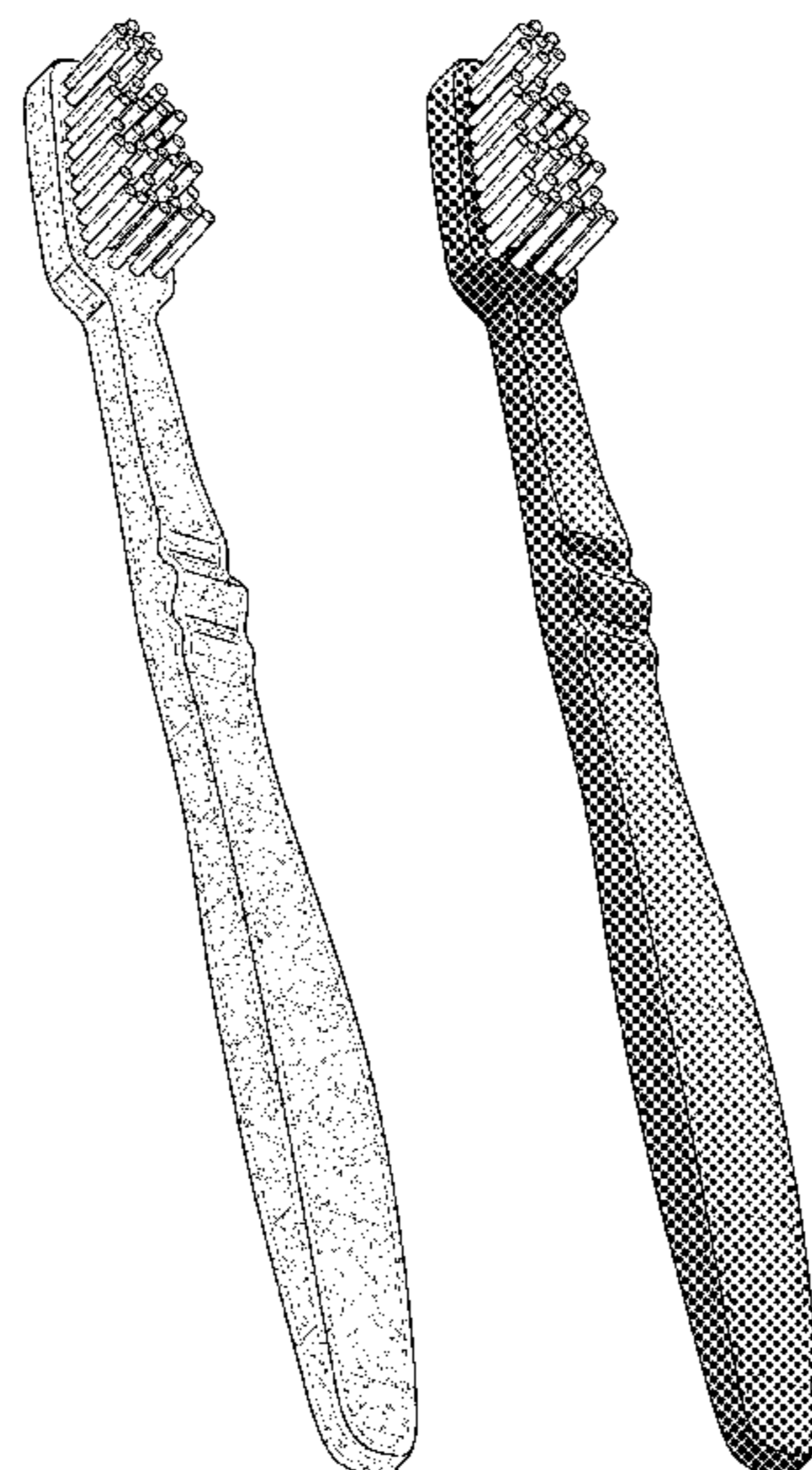
I claim the ornamental design for a toothbrush, as shown and described.

DESCRIPTION

FIG. 1 is a top, front and right side perspective view of the toothbrush according to a first embodiment;

FIG. 2 is a front elevation view thereof;
FIG. 3 is a back elevation view thereof;
FIG. 4 is a left side elevation view thereof;
FIG. 5 is a right side elevation view thereof;
FIG. 6 is a top plan view thereof;
FIG. 7 is a bottom plan view thereof;
FIG. 8 is a top, front and right side perspective view of the toothbrush according to a second embodiment;
FIG. 9 is a front elevation view thereof;
FIG. 10 is a back elevation view thereof;
FIG. 11 is a left side elevation view thereof;
FIG. 12 is a right side elevation view thereof;
FIG. 13 is a top plan view thereof;
FIG. 14 is a bottom plan view thereof;
FIG. 15 is a top, front and right side perspective view of the toothbrush according to a third embodiment;
FIG. 16 is a front elevation view thereof;
FIG. 17 is a back elevation view thereof;
FIG. 18 is a left side elevation view thereof;
FIG. 19 is a right side elevation view thereof;
FIG. 20 is a top plan view thereof;
FIG. 21 is a bottom plan view thereof;
FIG. 22 is a top, front and right side perspective view of the toothbrush according to a fourth embodiment;
FIG. 23 is a front elevation view thereof;
FIG. 24 is a back elevation view thereof;
FIG. 25 is a left side elevation view thereof;
FIG. 26 is a right side elevation view thereof;
FIG. 27 is a top plan view thereof;
FIG. 28 is a bottom plan view thereof;
FIG. 29 is a top, front and right side perspective view of the toothbrush according to a fifth embodiment;
FIG. 30 is a front elevation view thereof;
FIG. 31 is a back elevation view thereof;
FIG. 32 is a left side elevation view thereof;
FIG. 33 is a right side elevation view thereof;
FIG. 34 is a top plan view thereof; and,
FIG. 35 is a bottom plan view thereof.

1 Claim, 35 Drawing Sheets



(58) **Field of Classification Search**

USPC D4/129, 130, 132, 134, 138, 199;
D30/158, 159; D24/152, 176
CPC A46B 5/02; A46B 9/04; A46B 2200/1066
See application file for complete search history.

(56) **References Cited**

U.S. PATENT DOCUMENTS

D336,368	S *	6/1993	Bickell	D4/104
D438,706	S *	3/2001	Senyuva	D4/104
6,327,735	B1 *	12/2001	Kramer	A46B 5/0062 15/167.1
6,493,897	B2 *	12/2002	Culbreth	A46B 9/04 15/167.1
D480,877	S *	10/2003	Crossman	D4/104
D549,460	S *	8/2007	Crossman	D4/104
D578,768	S *	10/2008	Geiberger	D4/104
D623,415	S *	9/2010	Geiberger	D4/104
D652,627	S *	1/2012	Nanda	D4/104

* cited by examiner

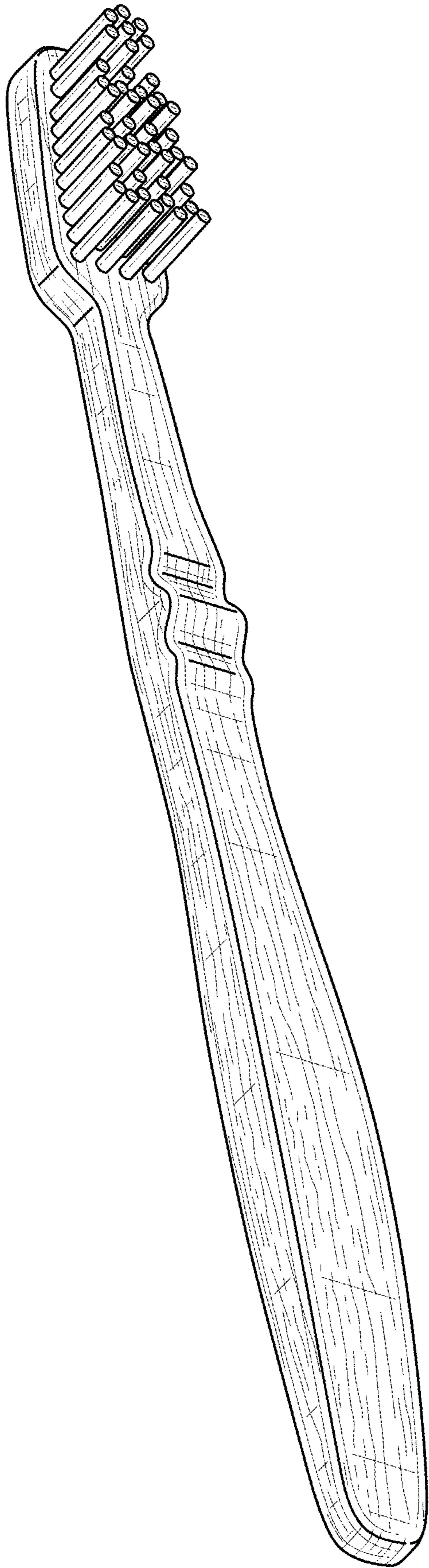


FIG. 1

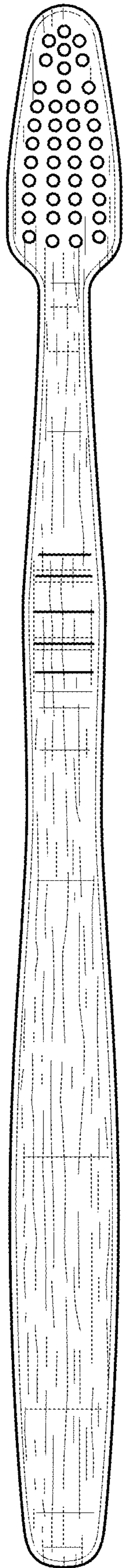


FIG. 2

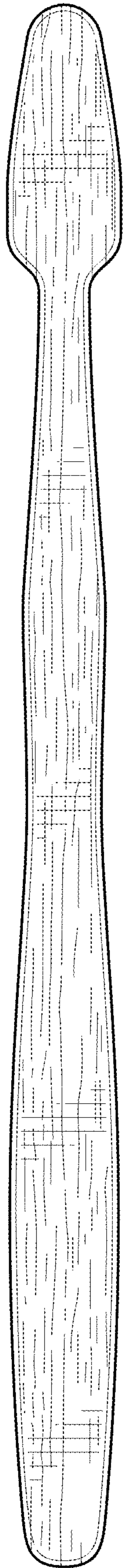


FIG. 3

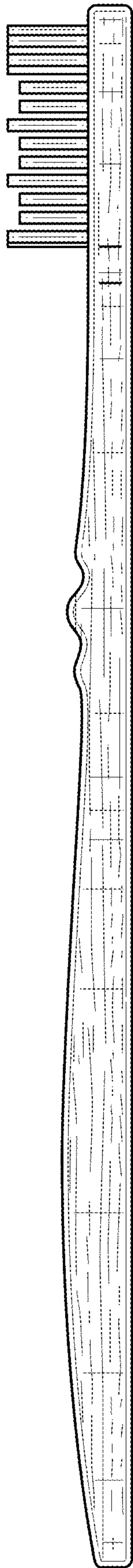


FIG. 4

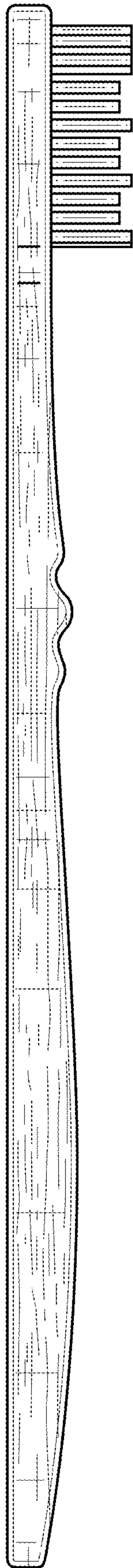


FIG. 5

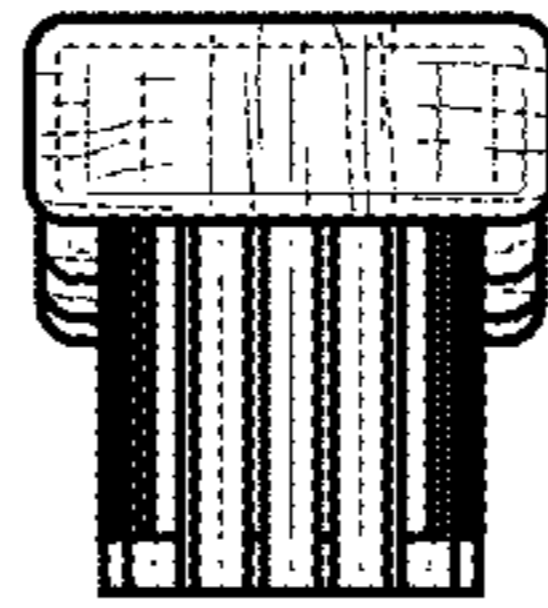


FIG. 6

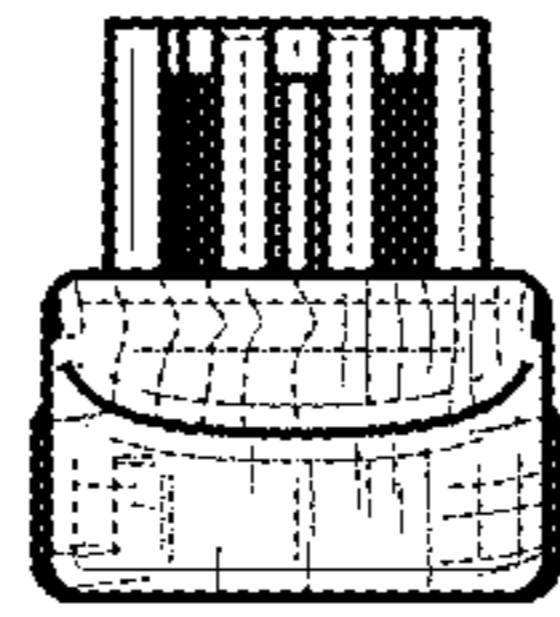


FIG. 7

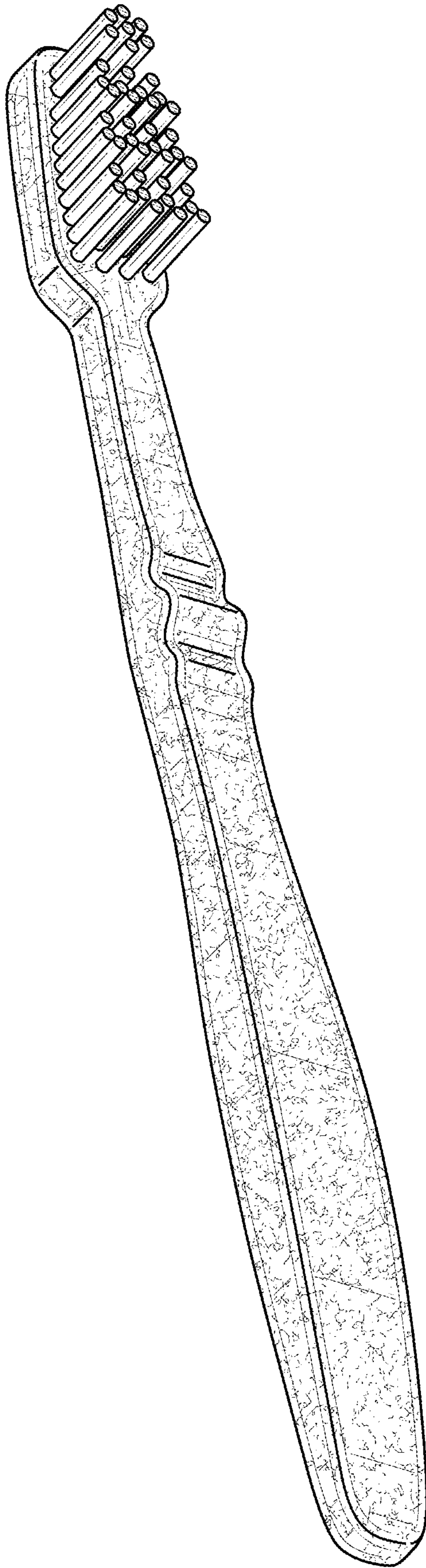


FIG. 8

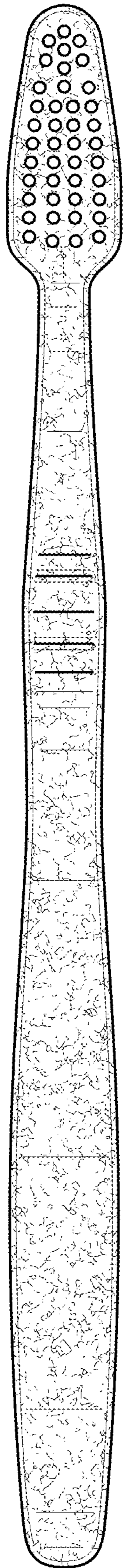


FIG. 9

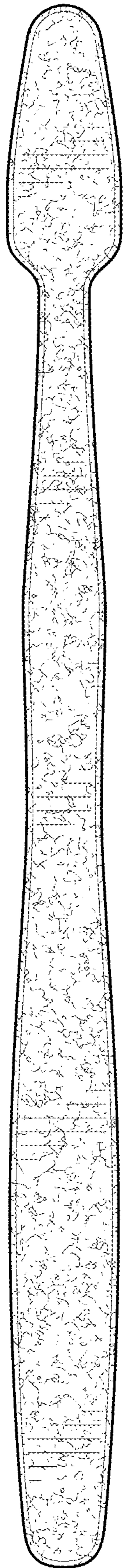


FIG. 10

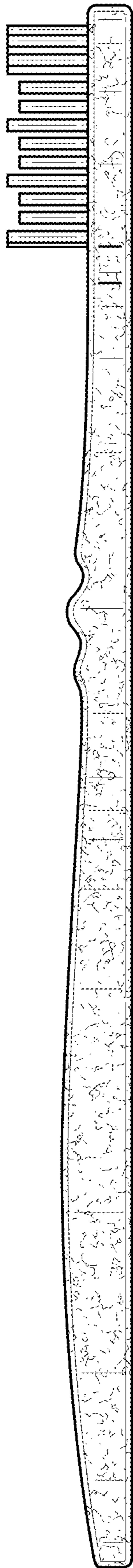


FIG. 11

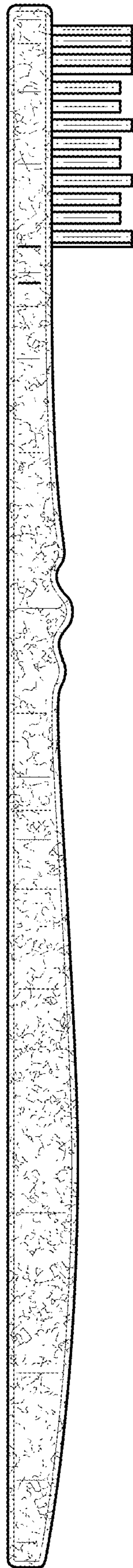


FIG. 12

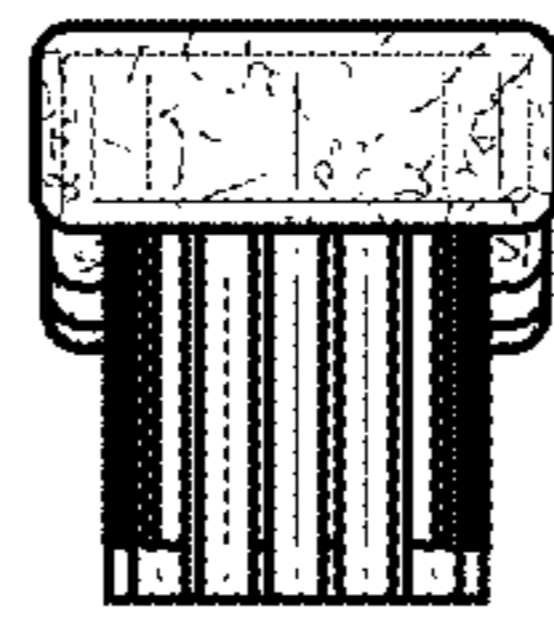


FIG. 13

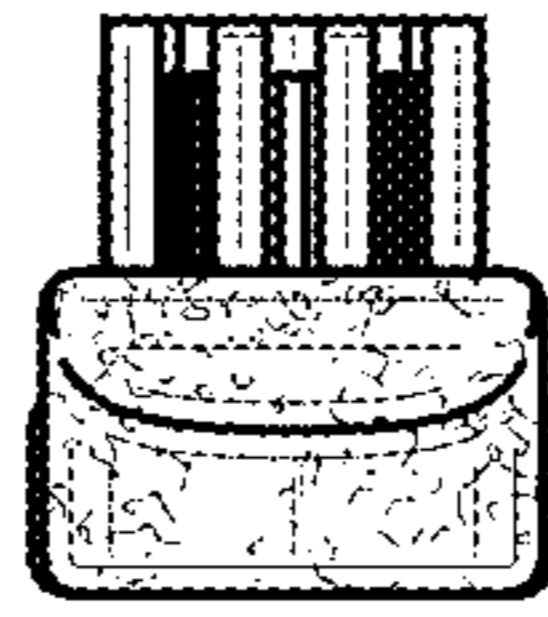


FIG. 14

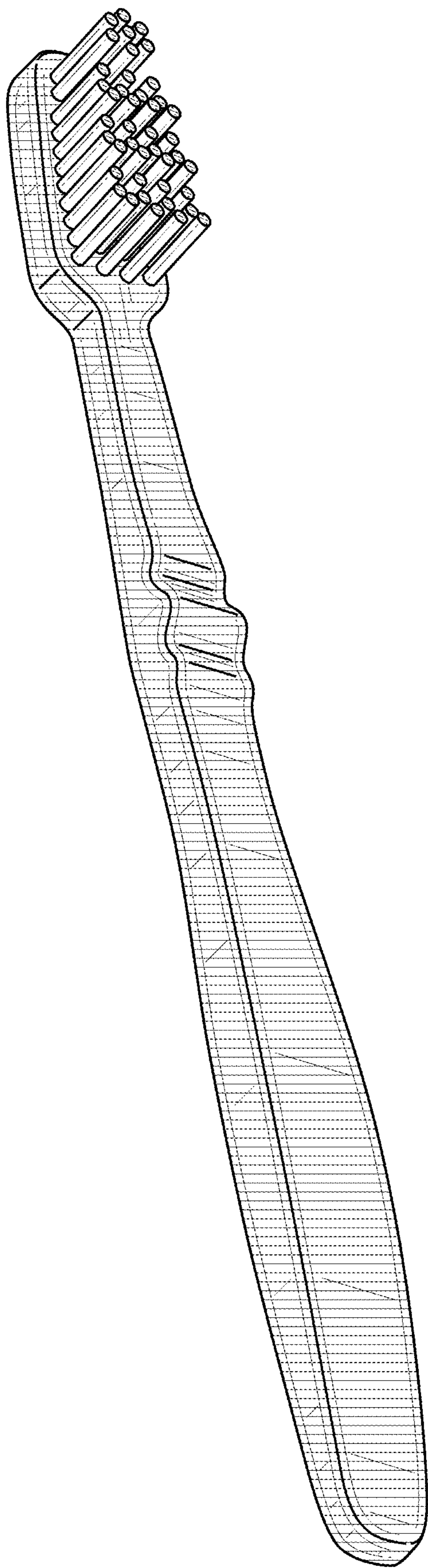


FIG. 15

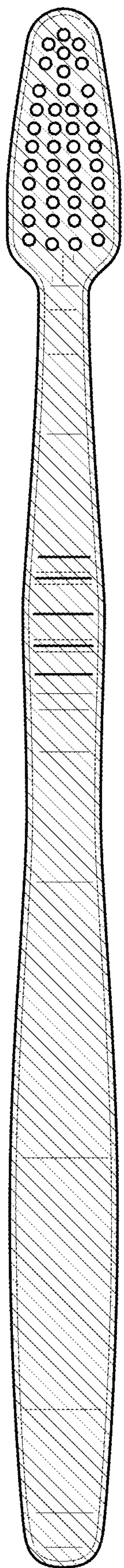


FIG. 16

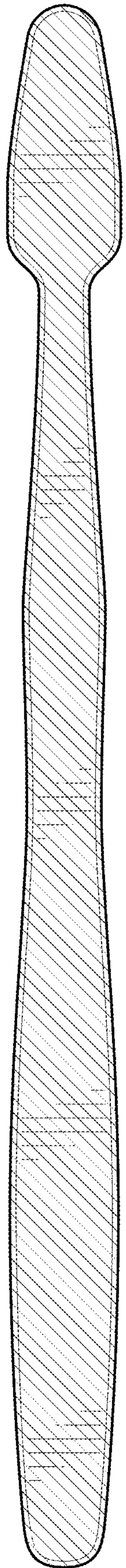


FIG. 17

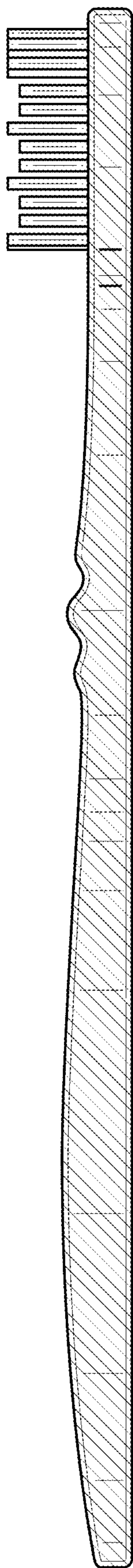


FIG. 18

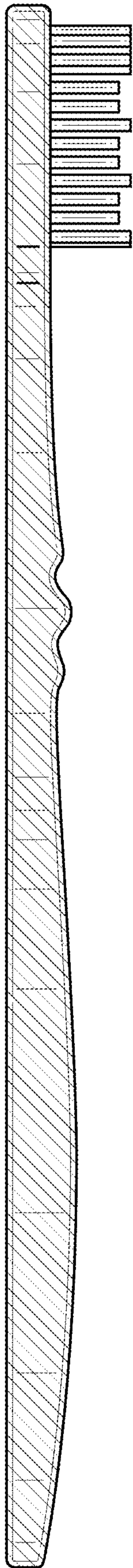


FIG. 19

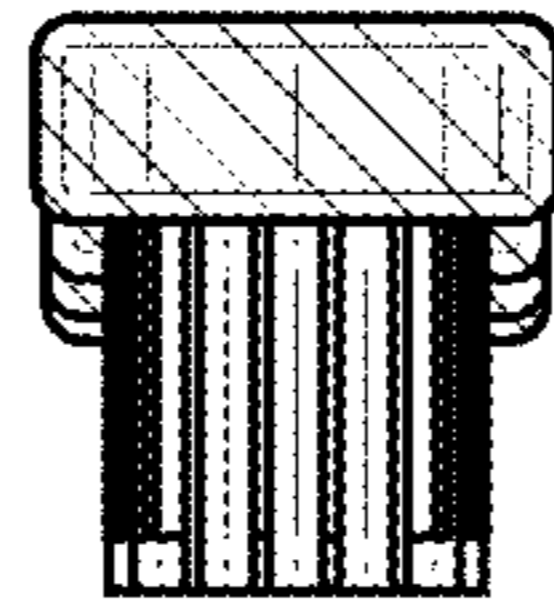


FIG. 20

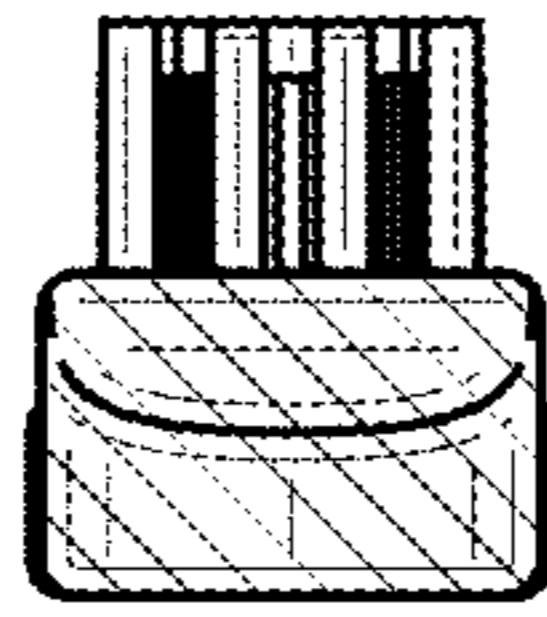


FIG. 21

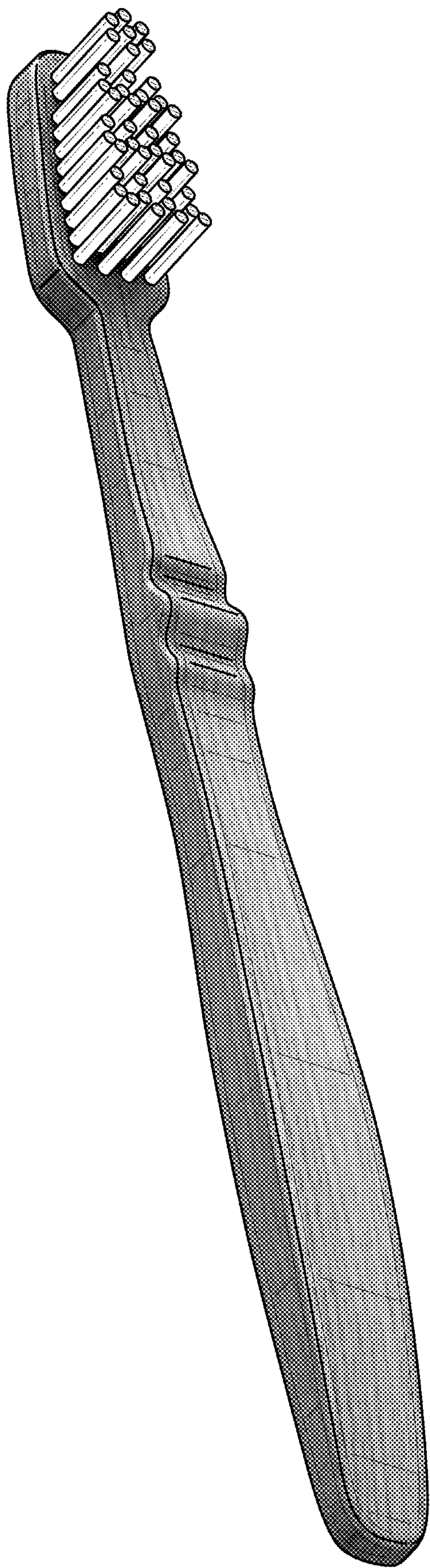


FIG. 22




FIG. 23




FIG. 24




FIG. 25




FIG. 26

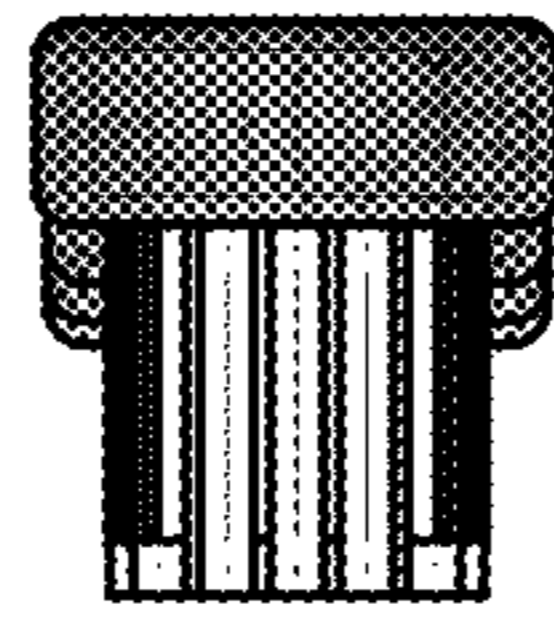


FIG. 27

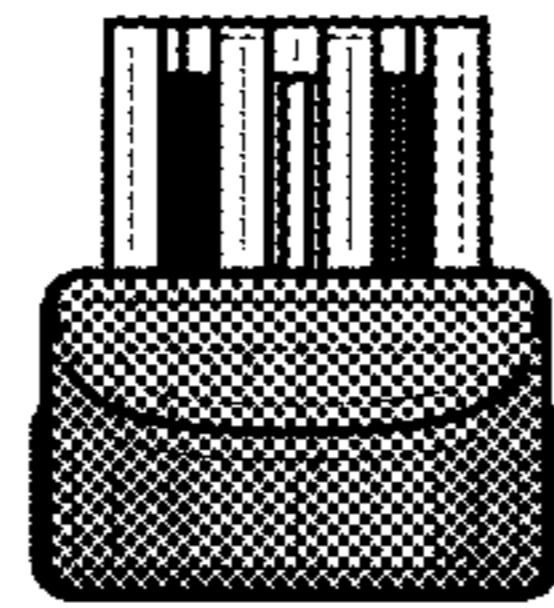


FIG. 28

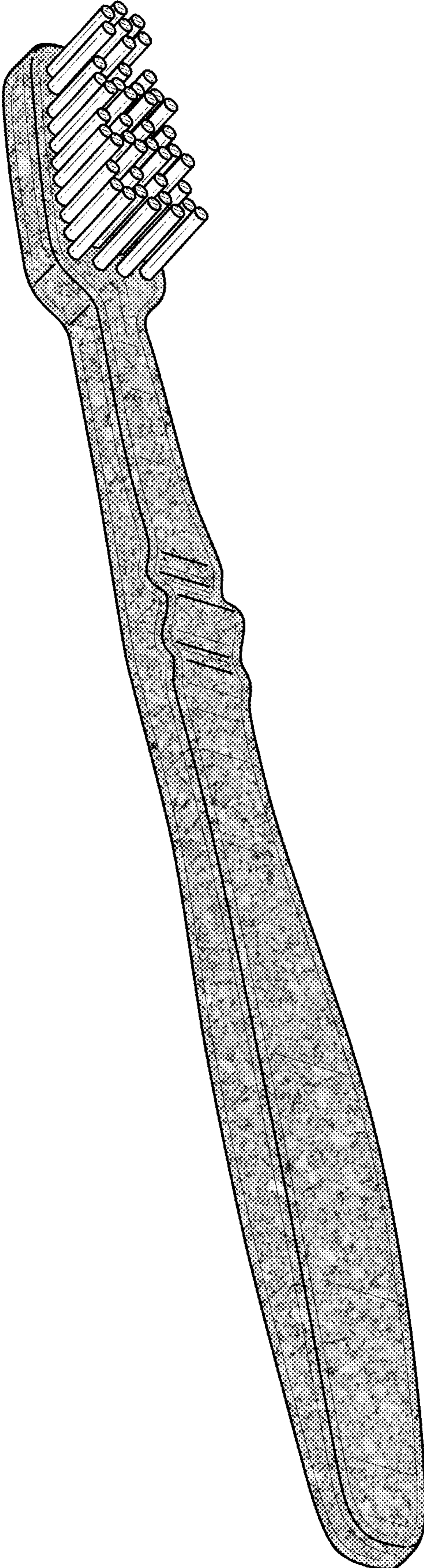


FIG. 29

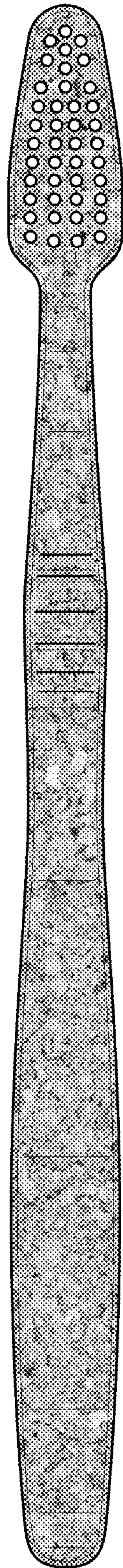


FIG. 30

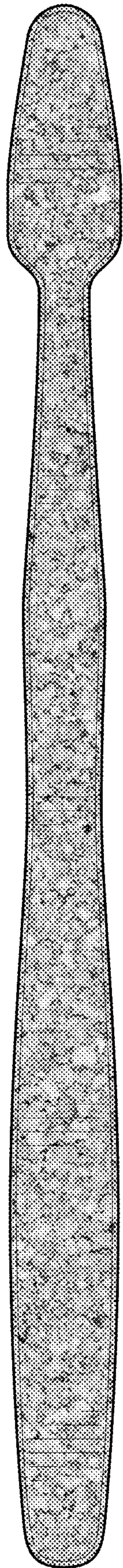


FIG. 31

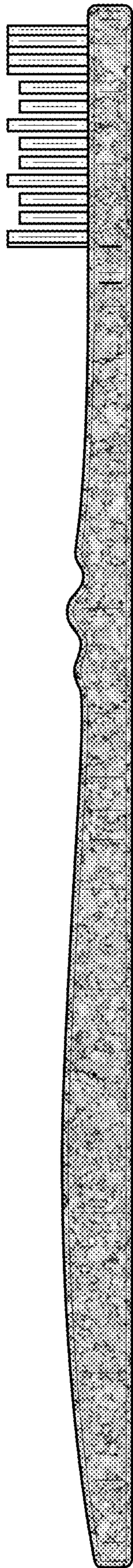


FIG. 32

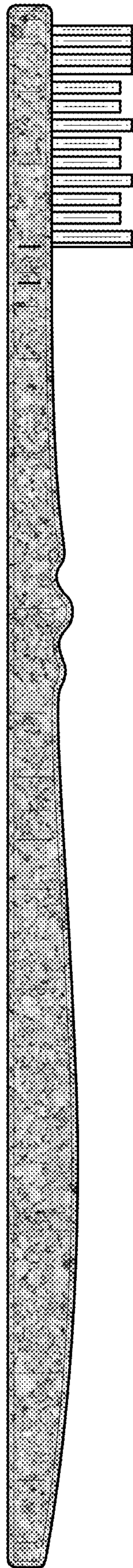


FIG. 33




FIG. 34

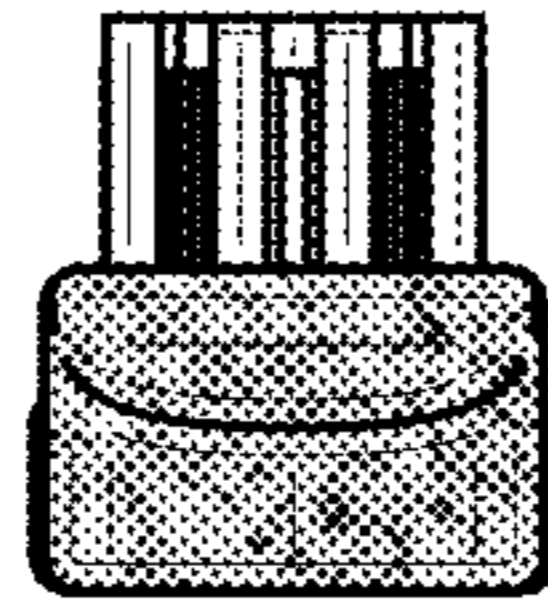


FIG. 35