



US00D942146S

(12) **United States Design Patent** (10) **Patent No.:** **US D942,146 S**
Wang (45) **Date of Patent:** **** Feb. 1, 2022**

- (54) **HANDBAG**
- (71) Applicant: **Deping Wang**, Wuhu (CN)
- (72) Inventor: **Deping Wang**, Wuhu (CN)
- (**) Term: **15 Years**
- (21) Appl. No.: **29/751,645**
- (22) Filed: **Sep. 22, 2020**
- (51) **LOC (13) Cl.** **03-01**
- (52) **U.S. Cl.**
USPC **D3/246**
- (58) **Field of Classification Search**
USPC D3/232–233, 243–246, 249, 303
CPC A45C 3/001; A45C 3/00; A45C 11/20;
A45C 3/06
See application file for complete search history.

(56) **References Cited**

U.S. PATENT DOCUMENTS

4,154,323	A *	5/1979	Sneider	A45C 9/00 190/2
D282,602	S *	2/1986	Allen	D3/287
D426,060	S *	6/2000	Chapelier	D3/232
D447,866	S *	9/2001	Achache	D3/233
D643,620	S *	8/2011	Gerbi	D3/232
D670,907	S *	11/2012	Guyon	D3/245
D688,453	S *	8/2013	Della Valle	D3/246
D711,100	S *	8/2014	Dingizian	D3/245
D730,043	S *	5/2015	Morelli	D3/245
D746,053	S *	12/2015	Sassi	D3/232
D756,113	S *	5/2016	Slimane	D3/232
D785,325	S *	5/2017	Samrelius	D3/246
D819,967	S *	6/2018	Carter	D3/246
D822,985	S *	7/2018	Pos	D3/232
D831,345	S *	10/2018	Molnar	D3/233
D834,816	S *	12/2018	Spaziani	D3/246

D869,146	S *	12/2019	Jacobsen	D3/201
D881,561	S *	4/2020	He	D3/245
D891,098	S *	7/2020	Sassi	D3/245
D894,597	S	9/2020	Lemaire	
D915,764	S *	4/2021	Guyon	D3/246
D917,164	S *	4/2021	Zhang	D3/245
2015/0265015	A1 *	9/2015	Lee	A45C 7/0077 190/107
2019/0373996	A1 *	12/2019	Scott	A45C 13/1069
2020/0305566	A1 *	10/2020	Taha	A45C 9/00

* cited by examiner

Primary Examiner — Jennifer L Watkins
Assistant Examiner — Samantha Lynne Brodowski

(57) **CLAIM**

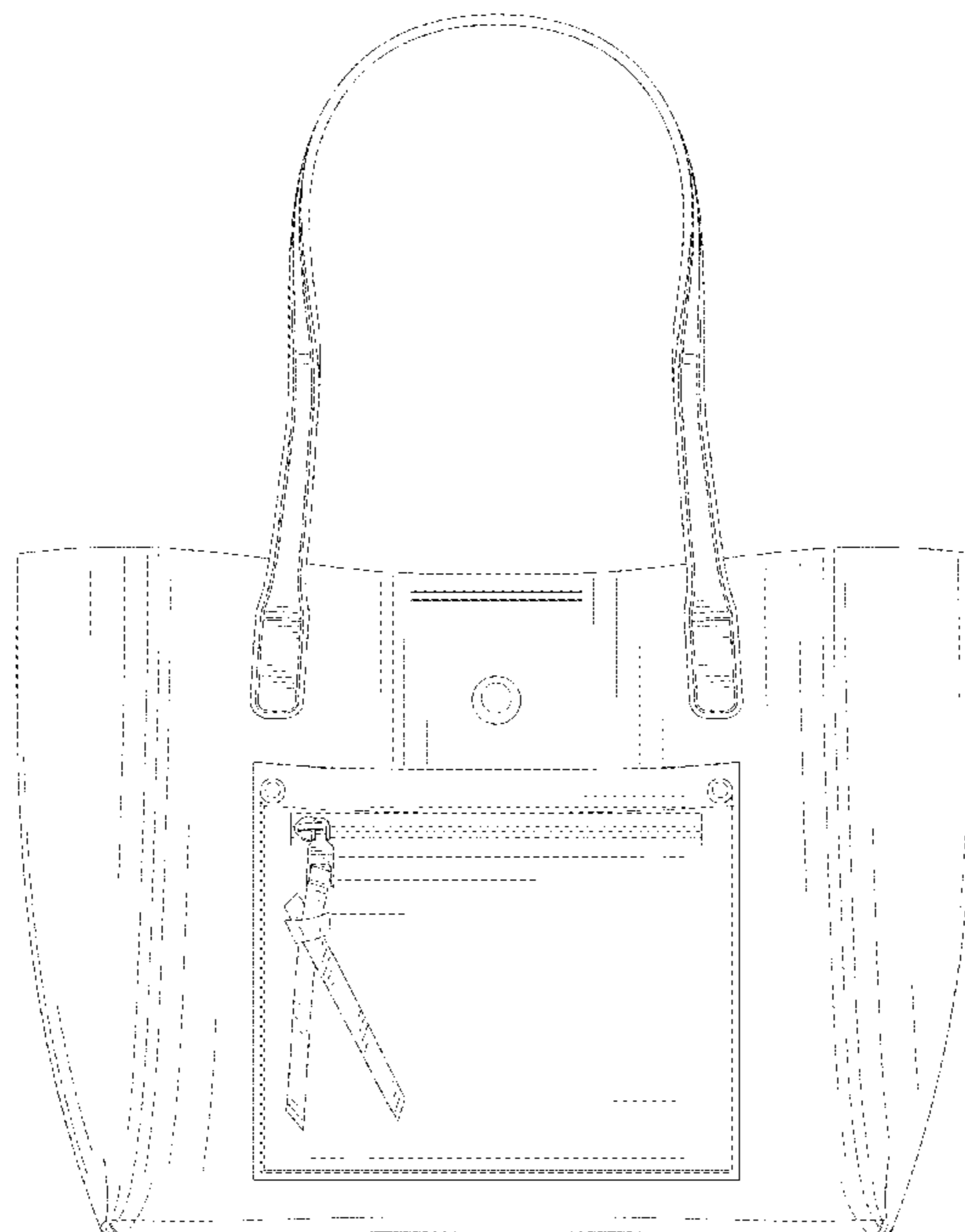
The ornamental design for a handbag, as shown and described.

DESCRIPTION

FIG. 1 is a front and top perspective view of a handbag, showing my new design;
FIG. 2 is a rear and bottom perspective view thereof;
FIG. 3 is a front elevational view thereof;
FIG. 4 is a rear elevational view thereof;
FIG. 5 is a left side elevational view thereof;
FIG. 6 is a right side elevational view thereof;
FIG. 7 is a top plan view thereof;
FIG. 8 is a bottom plan view thereof; and,
FIG. 9 is an enlarged detail view of area 9 circumscribed within FIG. 1.

The broken lines in the figures illustrate portions of the a handbag that form no part of the claimed design. The dot dash dot broken lines in FIGS. 1 and 9 depict the boundaries of the enlarged detail views and form no part of the claimed design.

1 Claim, 9 Drawing Sheets



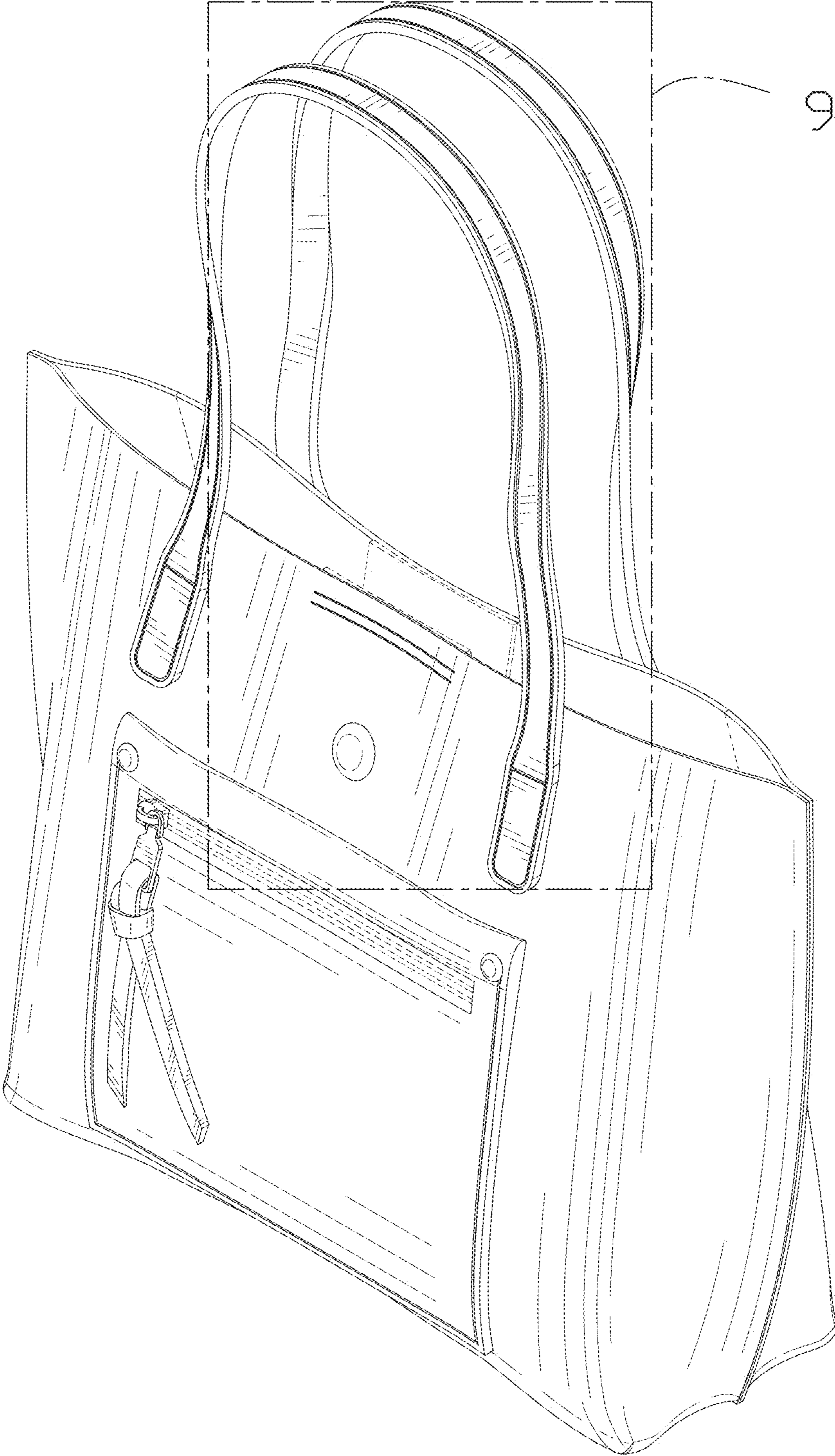


FIG. 1



FIG. 2

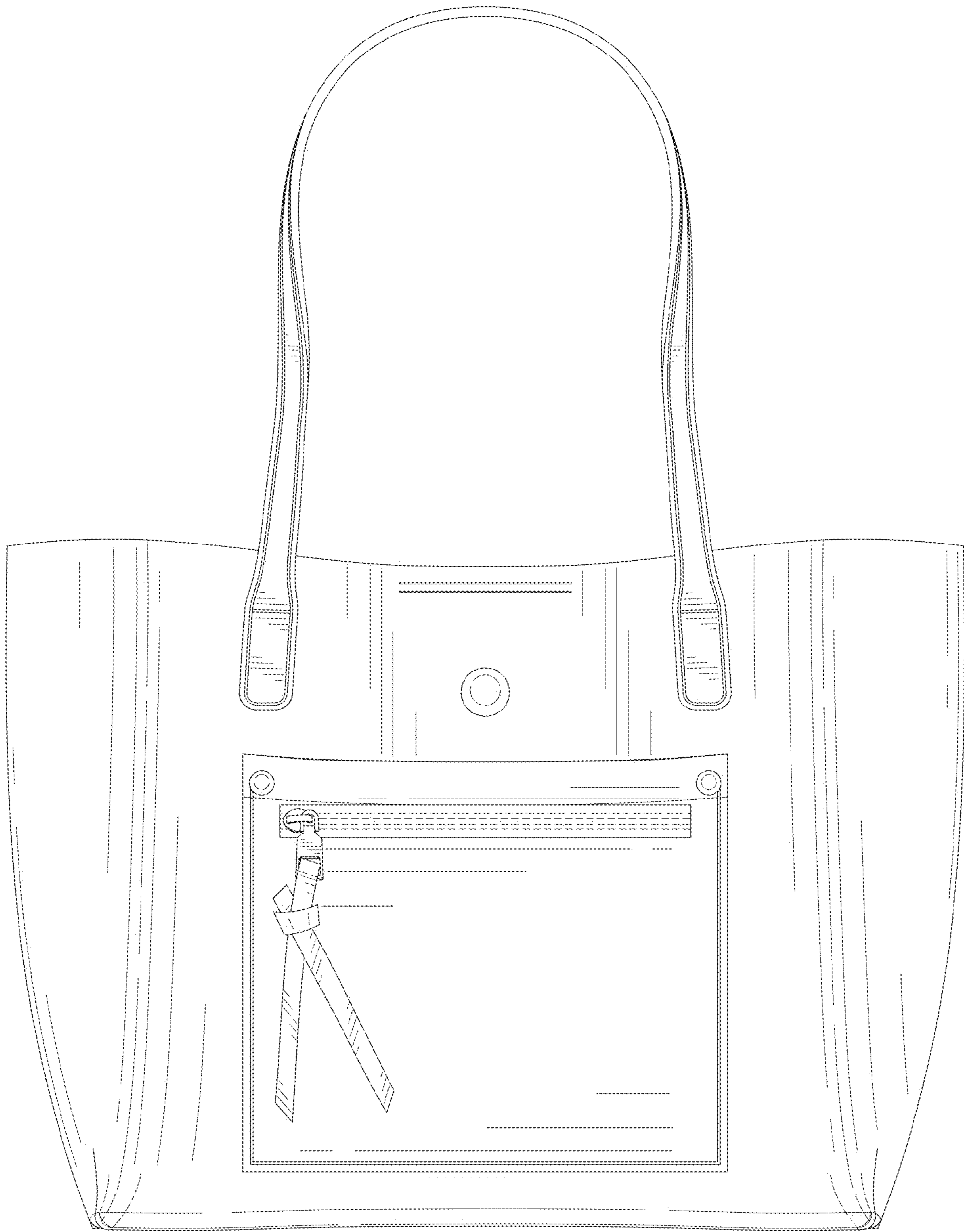


FIG. 3

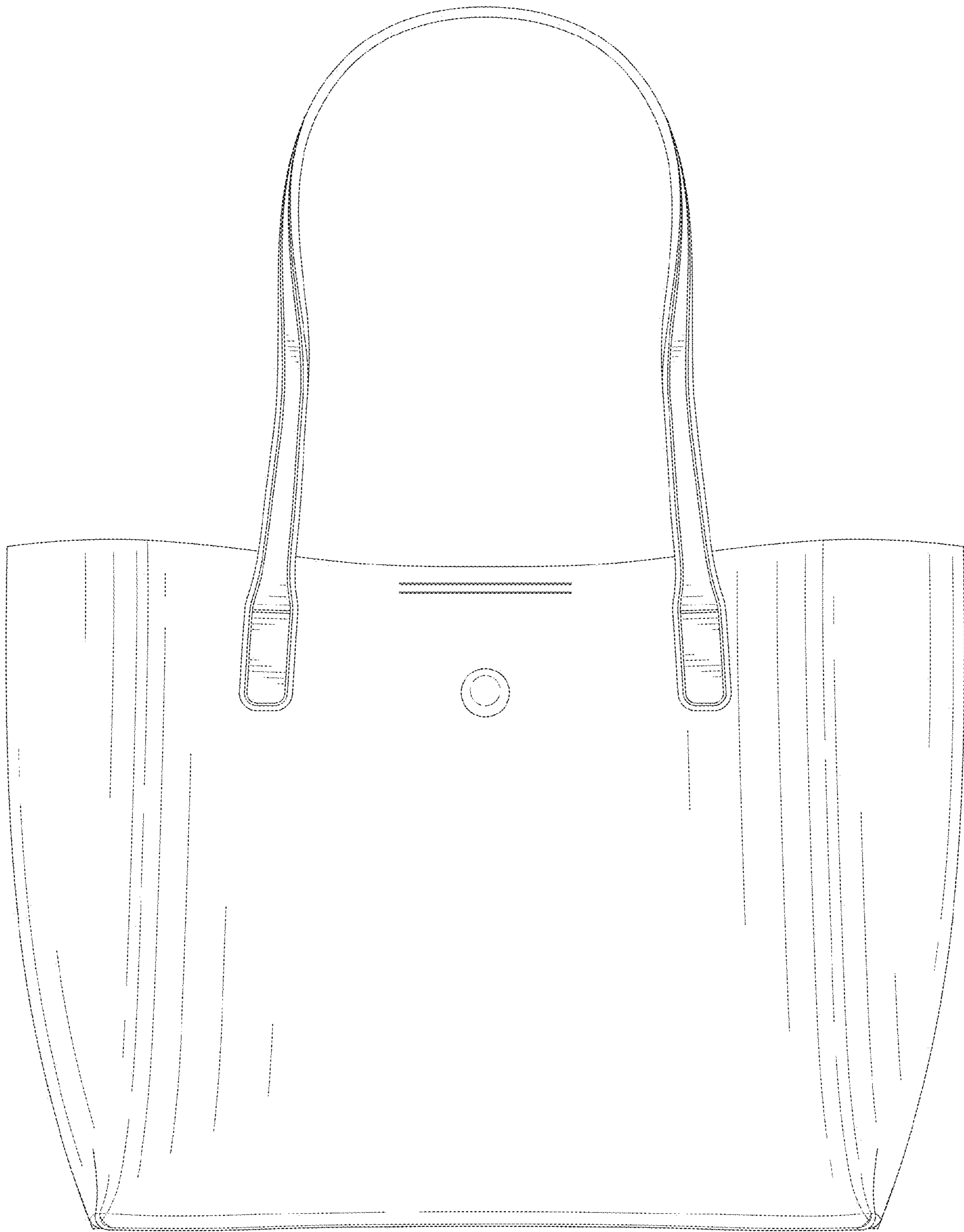


FIG. 4

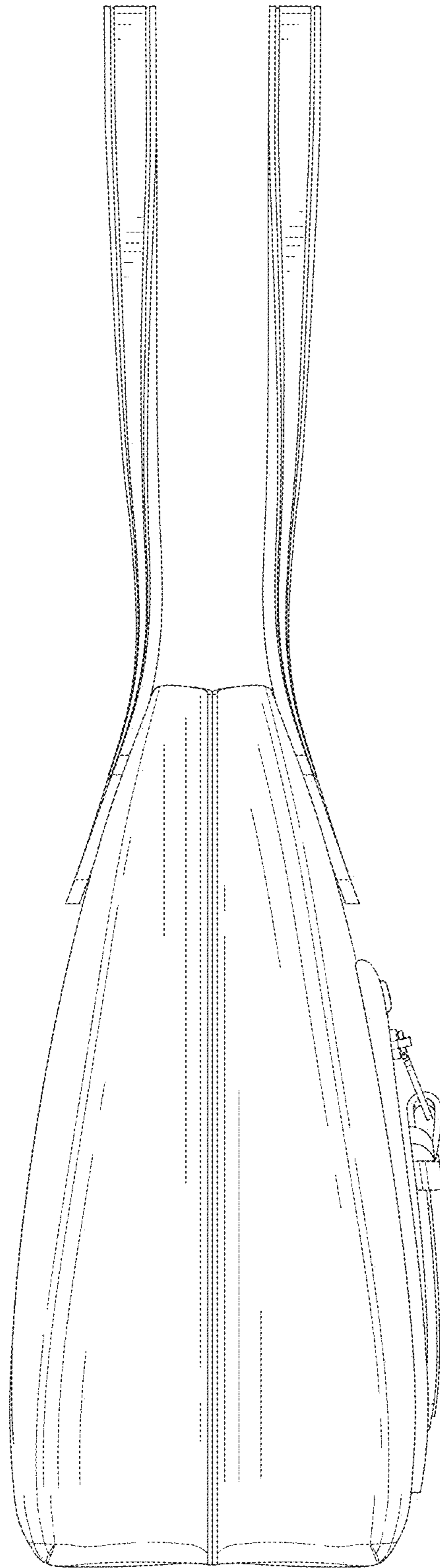


FIG. 5

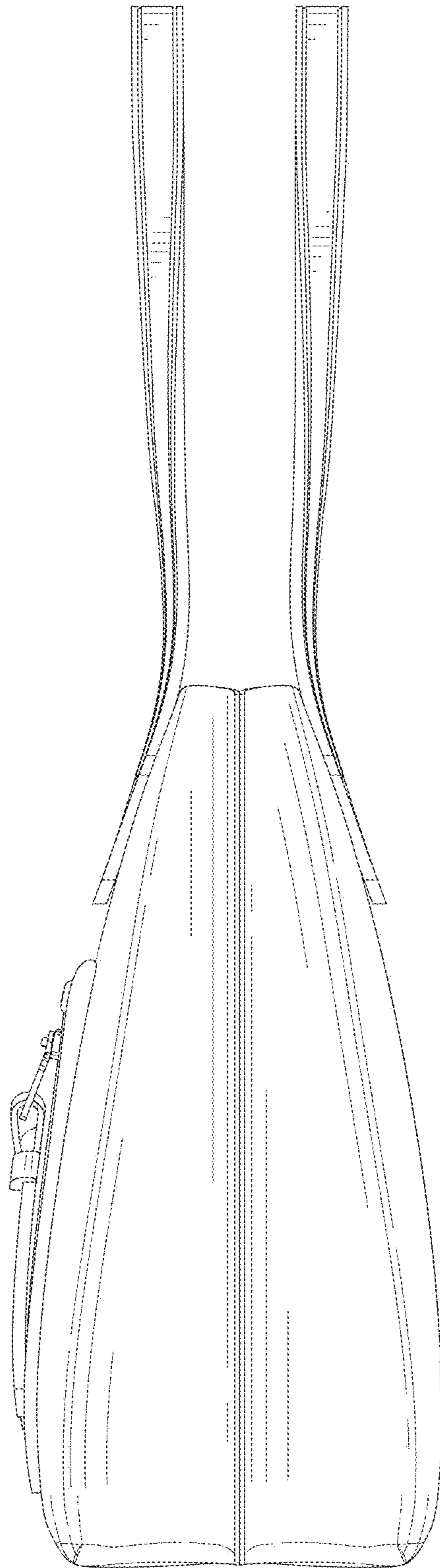


FIG. 6

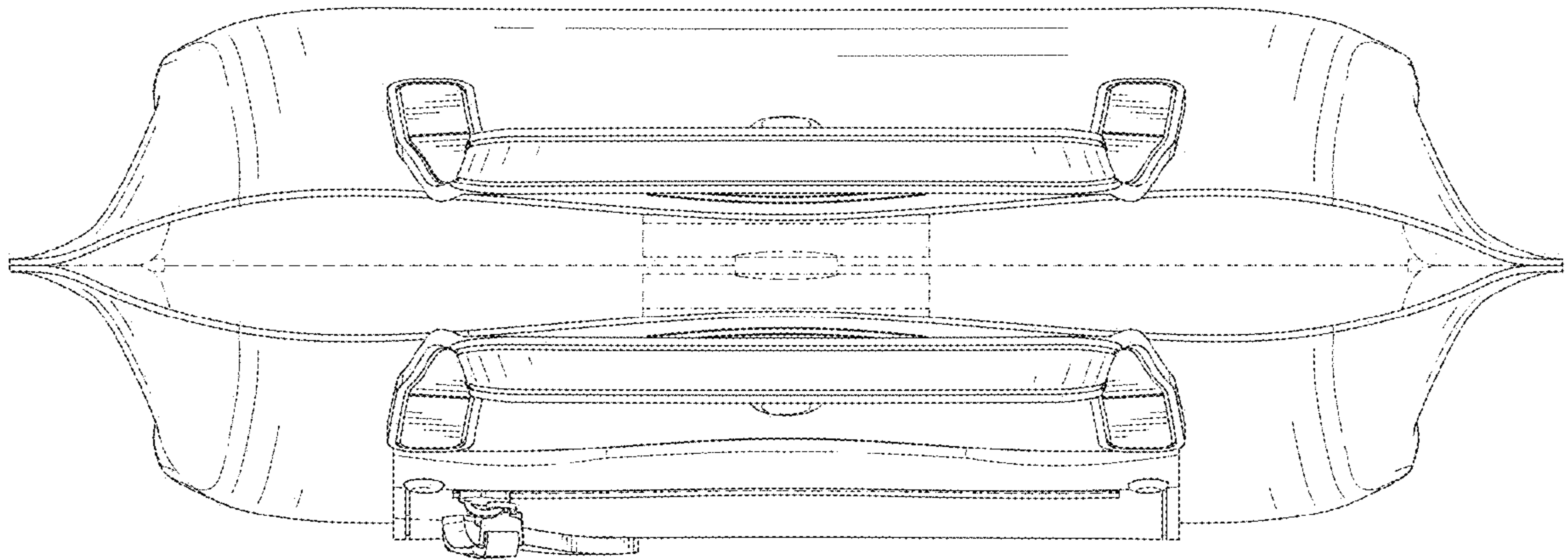


FIG. 7

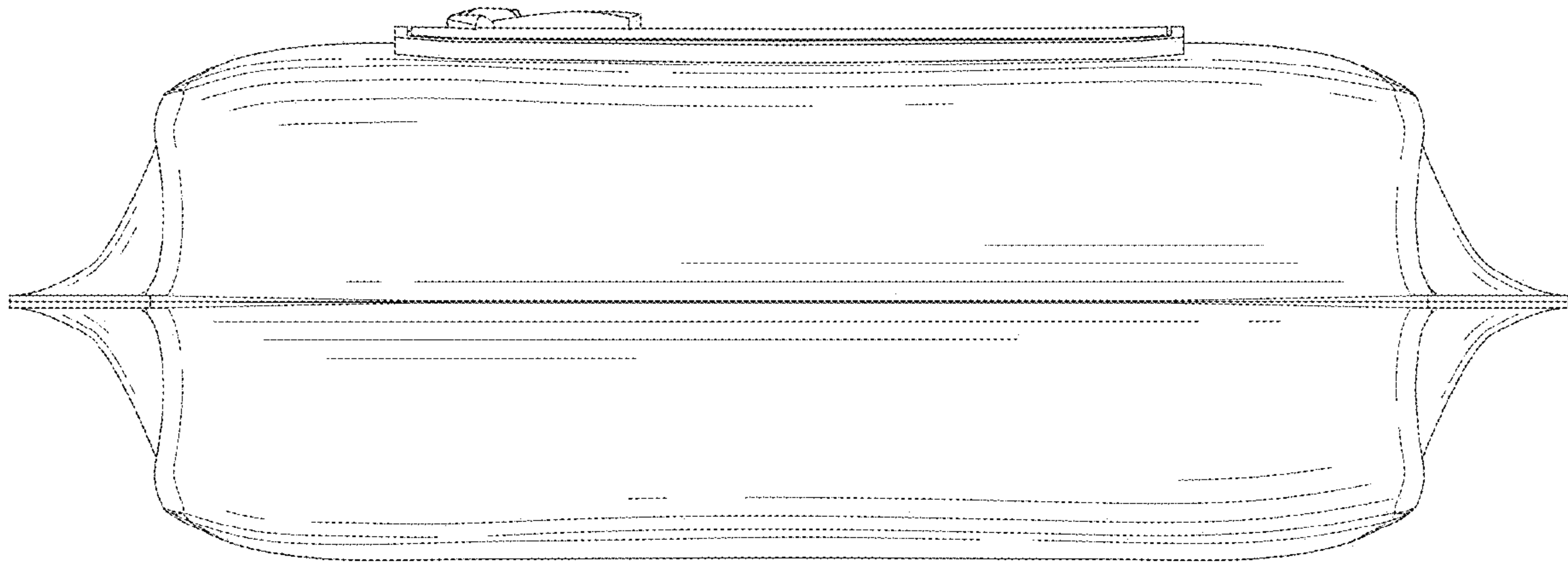


FIG. 8



FIG. 9