



US00D942138S

(12) **United States Design Patent** (10) **Patent No.:** **US D942,138 S**
Andrews (45) **Date of Patent:** **** Feb. 1, 2022**

(54) **ARCH SUPPORT**
(71) Applicant: **WORLDOLUXE LLC**, Chicago, IL (US)
(72) Inventor: **Elizabeth M. Andrews**, Chicago, IL (US)
(73) Assignee: **WORLDOLUXE LLC**, Chicago, IL (US)

4,719,909 A * 1/1988 Micchia A45D 44/00
128/858
D351,719 S * 10/1994 Piotrowicz D2/961
D407,497 S * 3/1999 Davis D24/206
D571,989 S * 7/2008 Siegal D2/961
D577,884 S * 10/2008 Swilley, Sr. D2/946
D580,640 S * 11/2008 Wurzburg D2/946
D607,194 S * 1/2010 Zagula D2/961
D632,881 S * 2/2011 Rosenberg D2/961
D639,441 S * 6/2011 Sferle D24/189
D655,076 S * 3/2012 Rosenberg D2/961
D664,755 S * 8/2012 Gavrieli D2/962

(**) Term: **15 Years**

(21) Appl. No.: **29/739,651**
(22) Filed: **Jun. 28, 2020**
(51) **LOC (13) Cl.** **02-04**
(52) **U.S. Cl.**
USPC **D2/961**
(58) **Field of Classification Search**
USPC D2/914, 916, 919, 923, 946, 947-960,
D2/961, 962, 976, 977; D24/189,
D24/124-126, 206
CPC A43B 17/00; A43B 17/003; A43B 17/006;
A43B 17/02; A43B 17/023; A43B 17/03;
A43B 17/08; A43B 17/14; A43B 13/00;
A43B 13/02; A43B 13/04; A43B 13/12;
A43B 13/14; A43B 13/20; A43B 13/24;
A43B 13/40; A43B 13/41; A43B 13/42;
A43B 11/007; A43B 11/008; A43B 11/02;
A43B 23/22; A43B 23/28; A43B 7/142;
A43B 7/143; A43B 7/38
See application file for complete search history.

(56) **References Cited**

U.S. PATENT DOCUMENTS

2,268,777 A * 1/1942 Scholl A61F 13/02
128/894
2,527,947 A * 10/1950 Loos A61F 9/04
604/294
2,572,638 A * 10/1951 Loos A61F 9/04
128/858

(Continued)

OTHER PUBLICATIONS

Amazon.com, Dr. Scholl's Stylish Step, announced Oct. 31, 2016 [online], [site visited Sep. 15, 2021]. Available from internet, URL: https://www.amazon.com/Dr-Scholls-Stylish-Hidden-Support/dp/B01M7VGJNY/ref=sr_1_26?crd=239W0Q637HTI5&dchild=1&keywords=arch+support+shoe+inserts+for+women&qid=1631463643&srefix=arch+support+shoe+inserts%2Caps%2C211&sr=8-26 (Year: 2016).*

Primary Examiner — Elizabeth J Oswecki
Assistant Examiner — Yelizaveta Y Masalimova
(74) *Attorney, Agent, or Firm* — Andrew F. Young, Esq.;
Lackebach Siegel, LLP

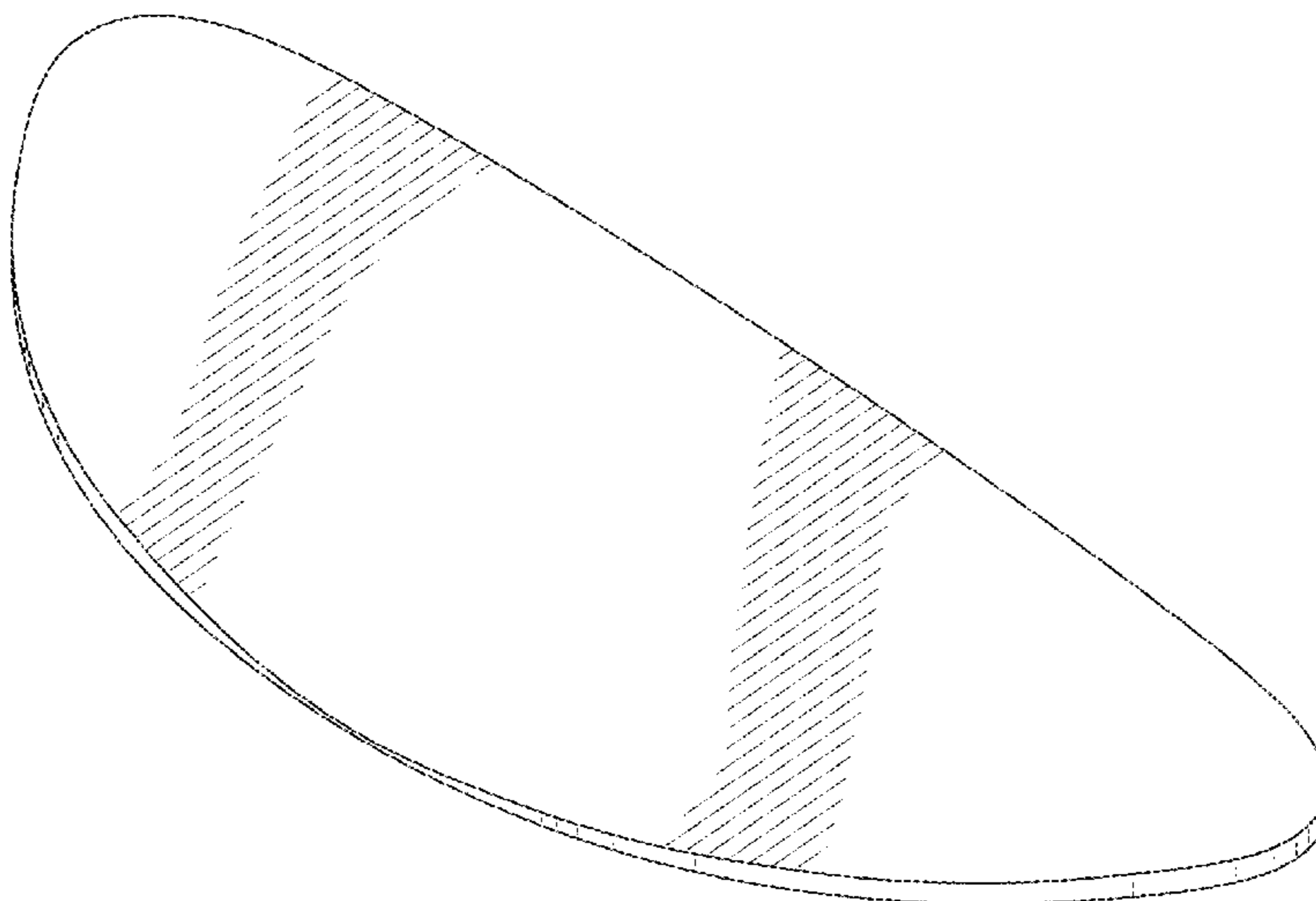
(57) **CLAIM**

The ornamental design for an arch support, as shown and described.

DESCRIPTION

FIG. 1 is a front top perspective view of an arch support showing my new design;
FIG. 2 is a rear bottom perspective view thereof;
FIG. 3 is a top plan view thereof;
FIG. 4 is a bottom plan view thereof;
FIG. 5 is a left side elevation view thereof;
FIG. 6 is a right side elevation view thereof;
FIG. 7 is a front elevation view thereof; and,
FIG. 8 is a rear elevation view thereof.

1 Claim, 6 Drawing Sheets



(56)

References Cited

U.S. PATENT DOCUMENTS

D696,845 S * 1/2014 Weaver, II D2/961
D721,181 S * 1/2015 Schiebl D24/189
D740,952 S * 10/2015 Kawahara D24/189
D774,266 S * 12/2016 Baldwin D32/40
D823,586 S * 7/2018 Southernwood D2/961
D865,183 S * 10/2019 Otani D24/189
D867,603 S * 11/2019 Rossi D24/189
2013/0219744 A1* 8/2013 Case A43B 7/142
36/43
2019/0069628 A1* 3/2019 Cutler A43B 7/142

* cited by examiner

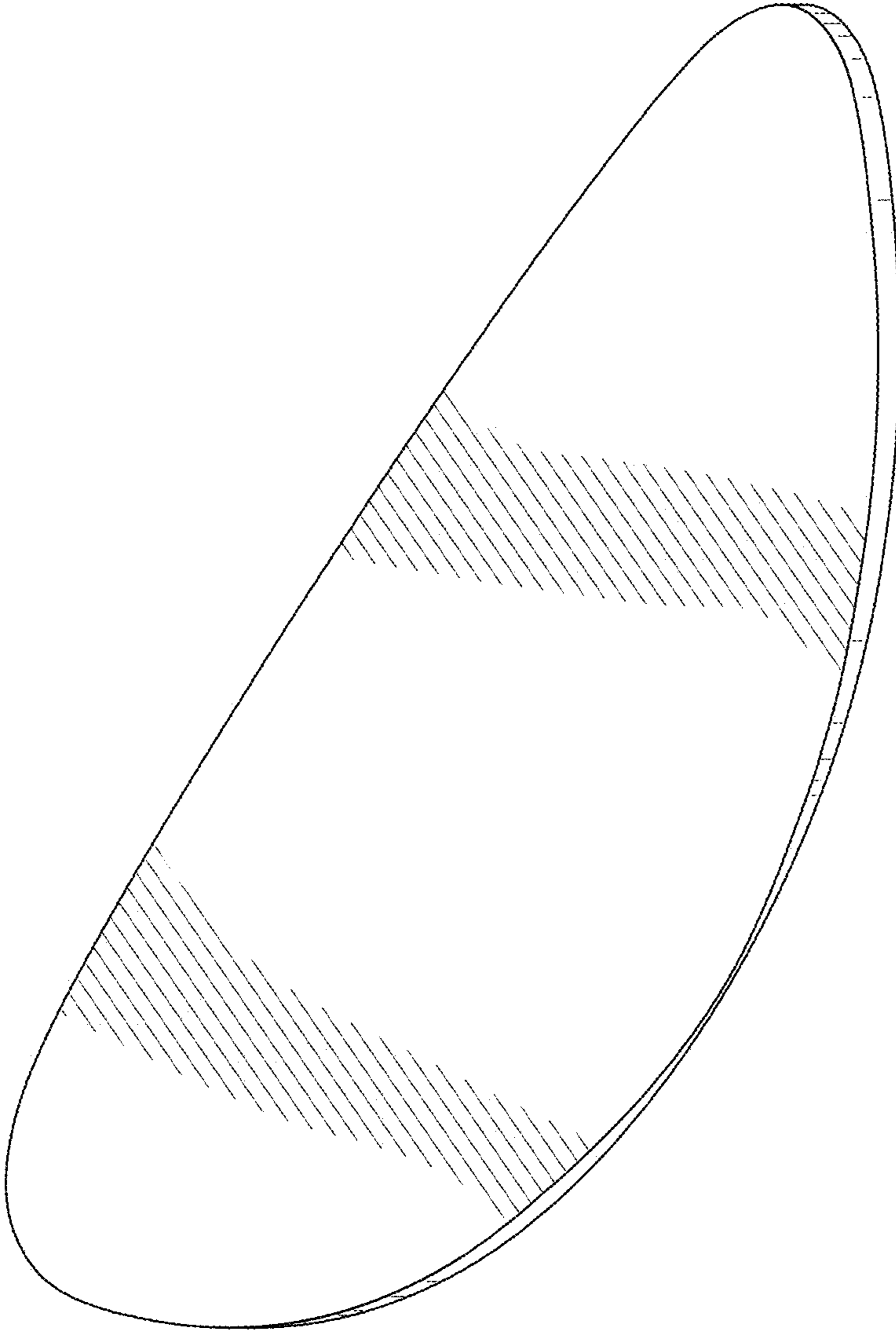


FIG. 1

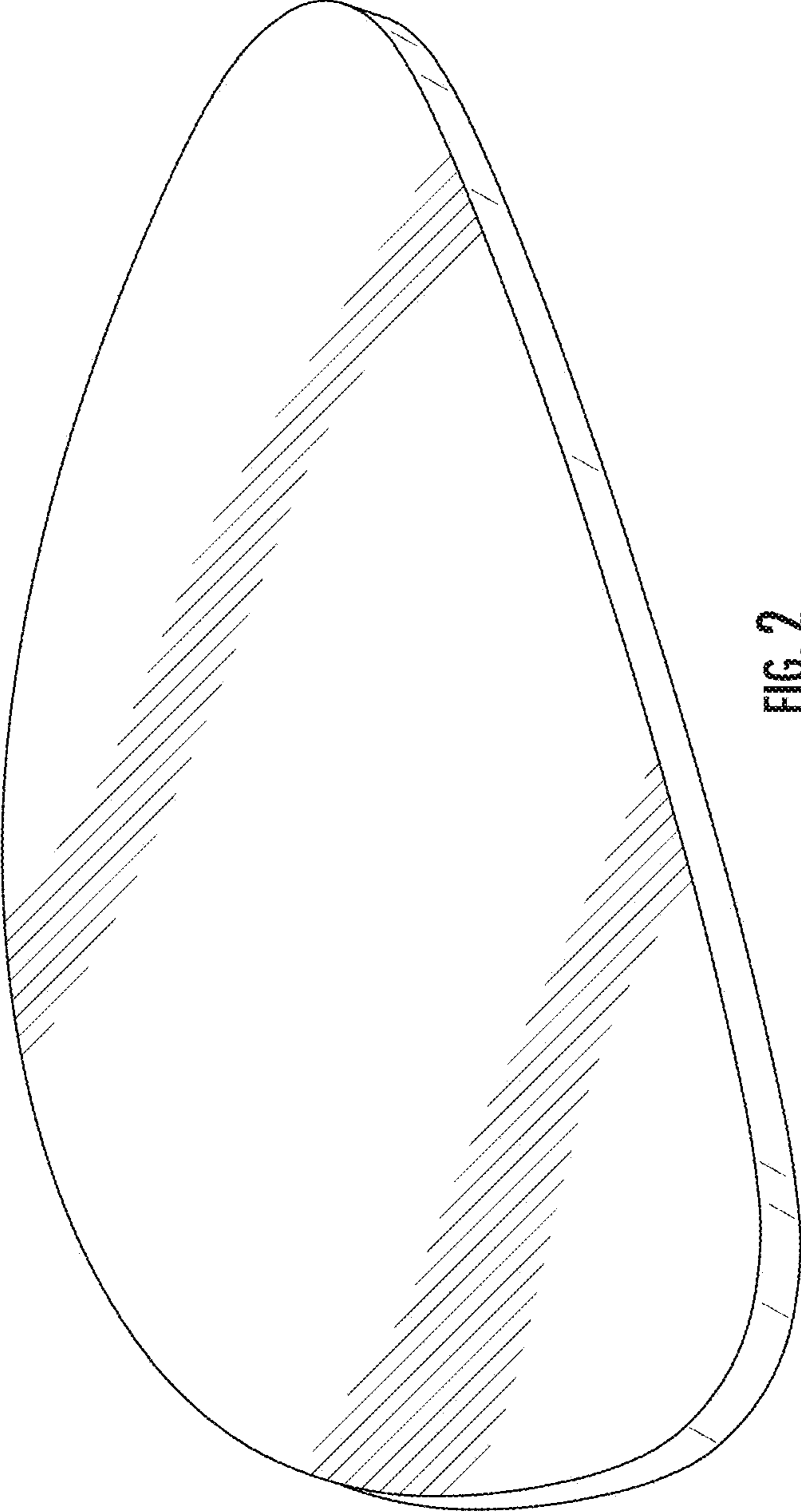


FIG. 2




FIG. 3




FIG. 4




FIG. 5

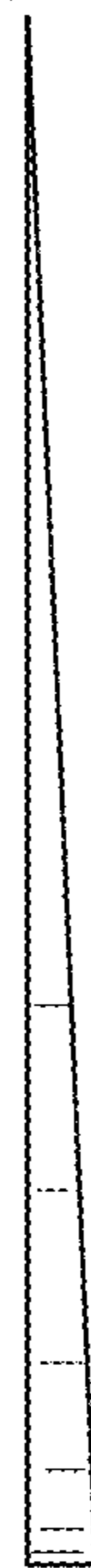


FIG. 6



FIG. 7

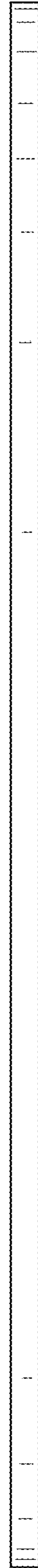


FIG. 8