



US00D942113S

(12) **United States Design Patent** (10) **Patent No.:** **US D942,113 S**
Ballman et al. (45) **Date of Patent:** **** Feb. 1, 2022**

(54) **CEREAL FOOD PIECE**
(71) Applicant: **General Mills, Inc.**, Minneapolis, MN (US)
(72) Inventors: **Darryl J Ballman**, Wyoming, MN (US); **Adam Fiegen**, St. Louis Park, MN (US); **Aimee Mortenson**, Blaine, MN (US); **Robert J Risser**, Howard Lake, MN (US); **Frank S Volkers**, Maple Grove, MN (US)

D258,158 S * 2/1981 Bunke D21/444
D266,263 S * 9/1982 Zachar D21/451
D270,009 S * 8/1983 Short 424/467
D279,394 S * 6/1985 Coleman D21/451
D321,270 S * 11/1991 Meyers, Jr. D1/106
D380,346 S * 7/1997 Chiang D7/332
D475,932 S * 6/2003 Li D10/12
D591,027 S * 4/2009 Madsen D1/106
D612,399 S * 3/2010 Fletcher D14/492
D885,433 S * 5/2020 Noon D14/492
2016/0150304 A1* 5/2016 Lee H04R 31/006
310/90.5

(73) Assignee: **General Mills, Inc.**, Minneapolis, MN (US)

* cited by examiner

(**) Term: **15 Years**

Primary Examiner — Katie Jane Stofko

(21) Appl. No.: **29/748,616**

(74) *Attorney, Agent, or Firm* — Diederiks & Whitelaw, PLC; John L. Crimmins, Esq.

(22) Filed: **Aug. 31, 2020**

(57) **CLAIM**

(51) **LOC (13) Cl.** **01-01**

The ornamental design for a cereal food piece, as shown and described.

(52) **U.S. Cl.**

USPC **D1/106**

(58) **Field of Classification Search**

DESCRIPTION

USPC D1/100–130, 199; 426/5, 76, 87, 92, 94, 426/95, 99, 101, 103, 104, 108, 134, 426/138–139, 143, 144, 279, 282, 283, 426/391, 514, 549, 559, 560, 660, 808; D9/439; 521/50; 251/364; 220/574; D8/8, 38, 40, 83; D21/444, 451; D24/130; D23/266; D15/139
CPC A23G 3/50; A23G 3/54; A23J 3/26; A23L 1/0067

See application file for complete search history.

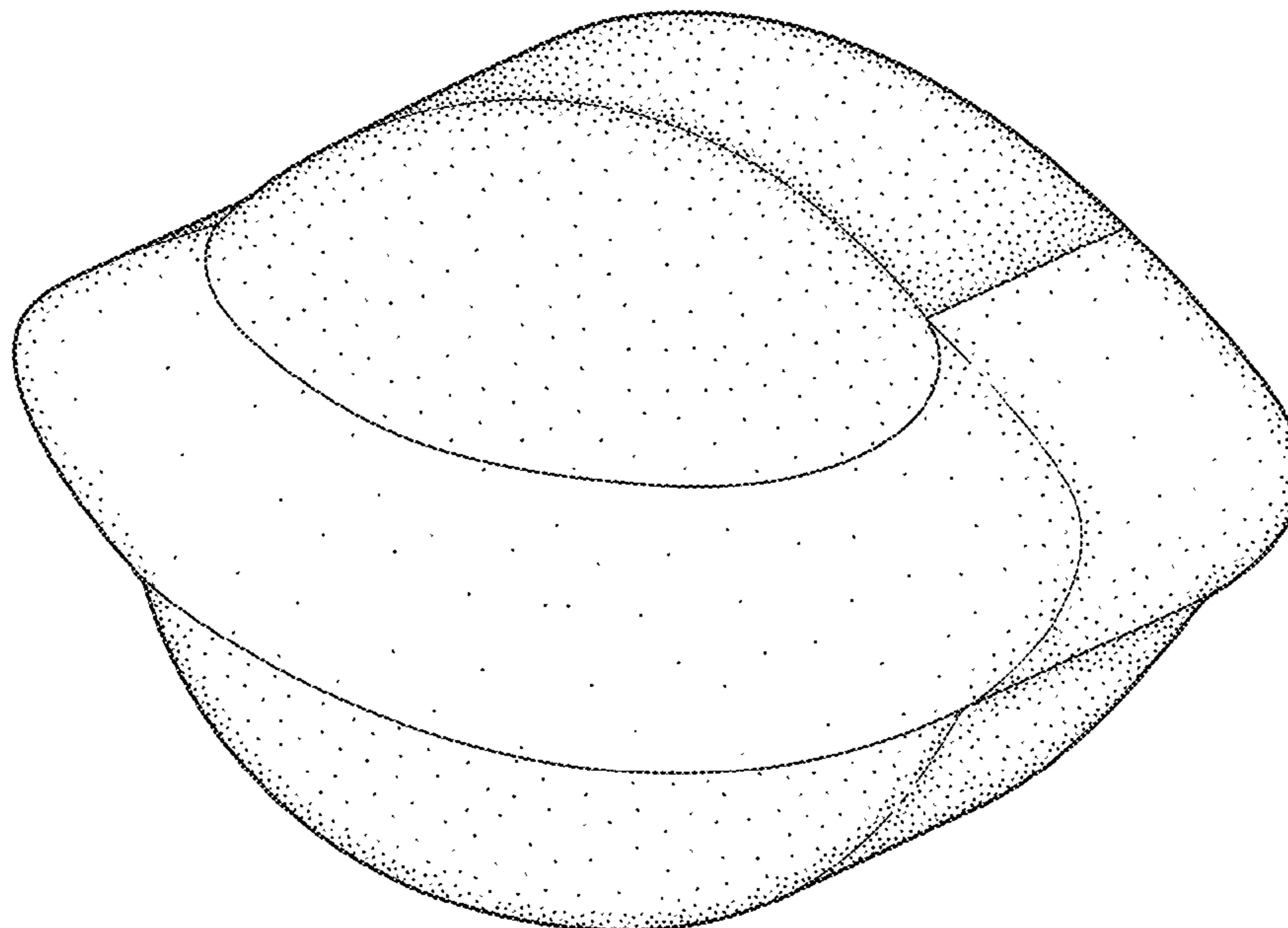
FIG. 1 is a front, top, right side perspective view of a cereal food piece according to our design shown in an environment of use;
FIG. 2 is a front, top, right side perspective view thereof;
FIG. 3 is a front elevation view thereof;
FIG. 4 is a rear elevation view thereof;
FIG. 5 is a right side elevation view thereof;
FIG. 6 is a left side elevation view thereof;
FIG. 7 is a top plan view thereof; and,
FIG. 8 is a bottom plan view thereof.
The broken lines in FIG. 1 illustrate the environment of the claimed design and form no part thereof.

(56) **References Cited**

U.S. PATENT DOCUMENTS

D197,748 S * 3/1964 Postelson D12/325
D249,130 S * 8/1978 Fishman D11/110

1 Claim, 5 Drawing Sheets



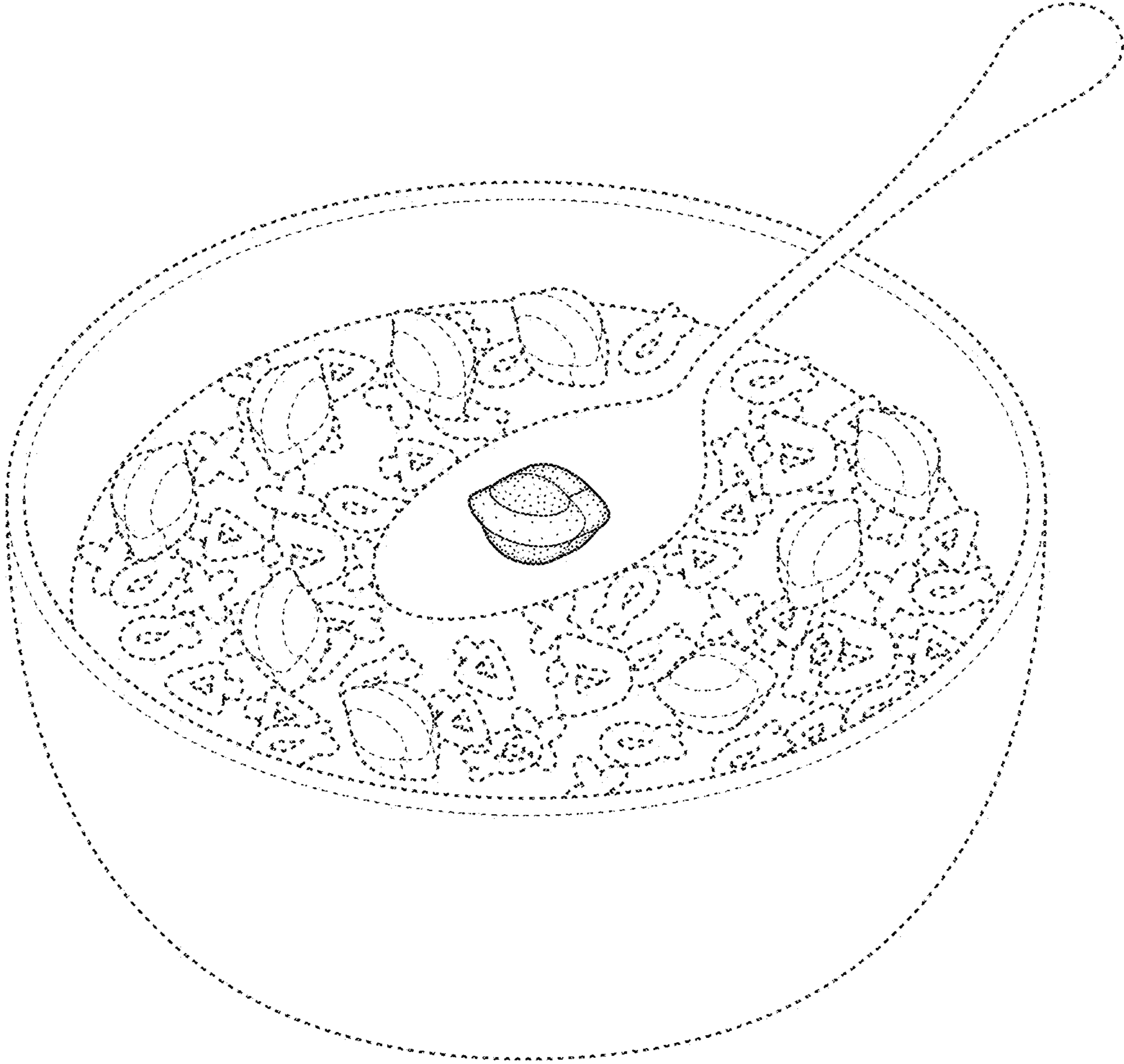


FIG. 1

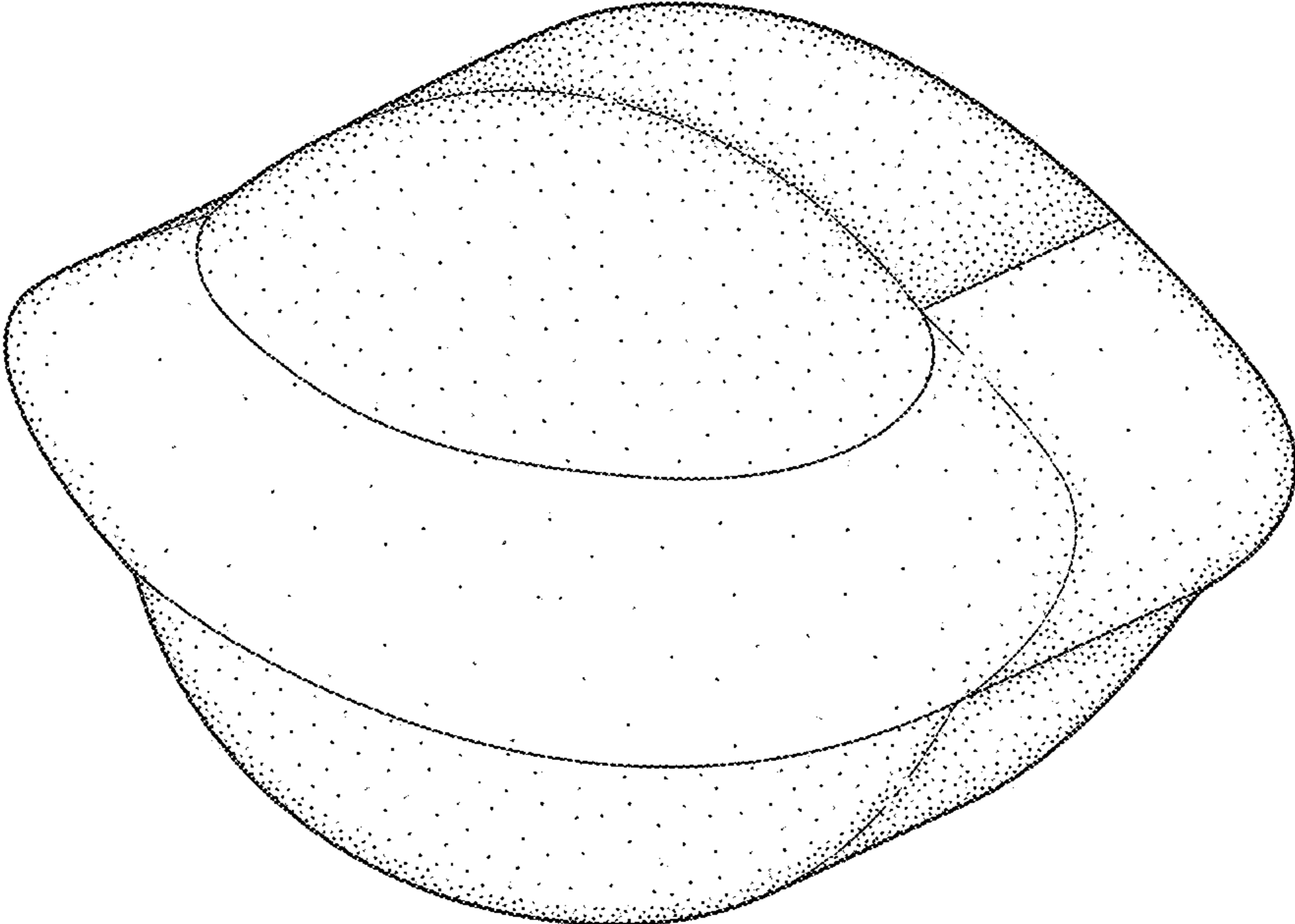


FIG. 2

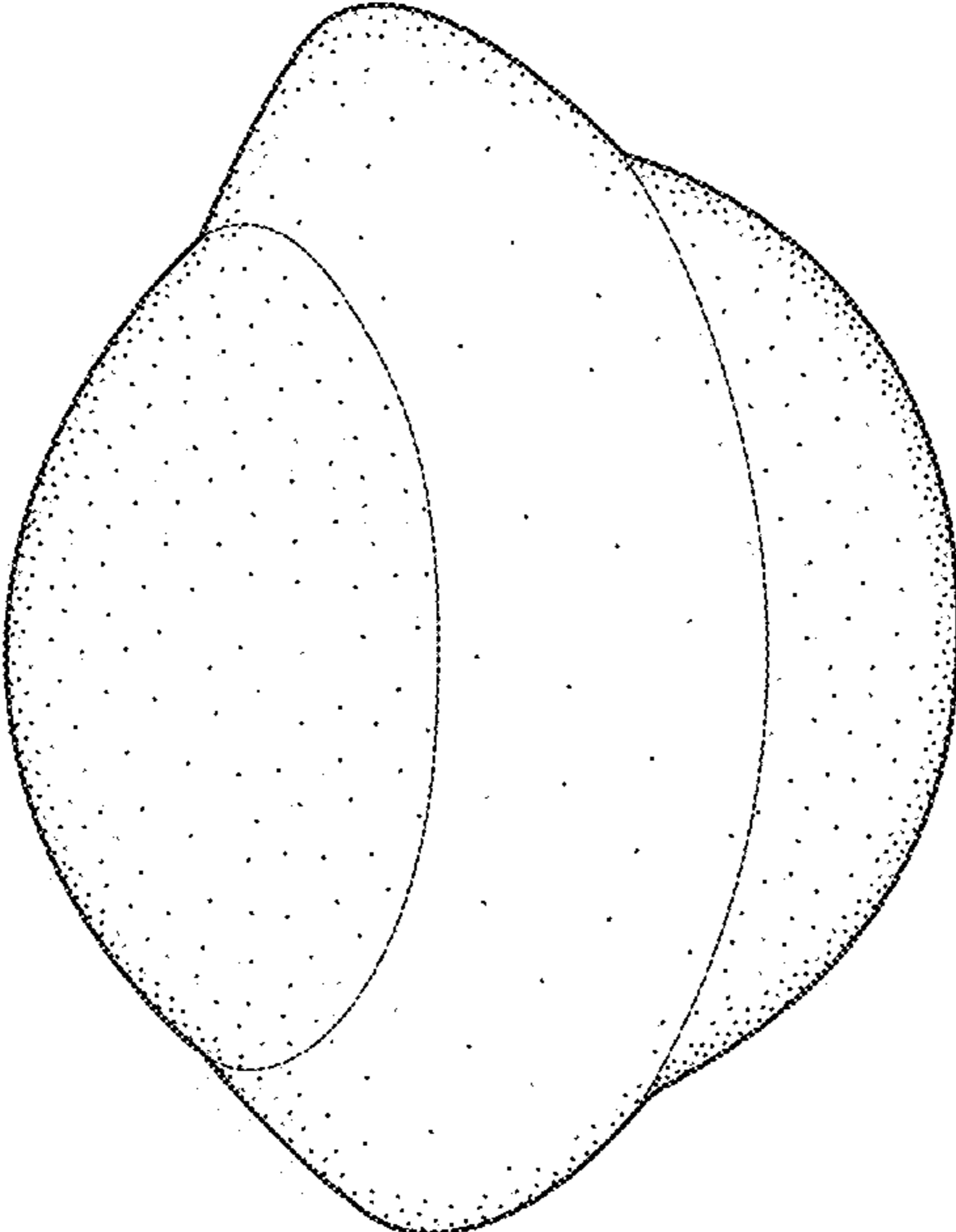


FIG. 4

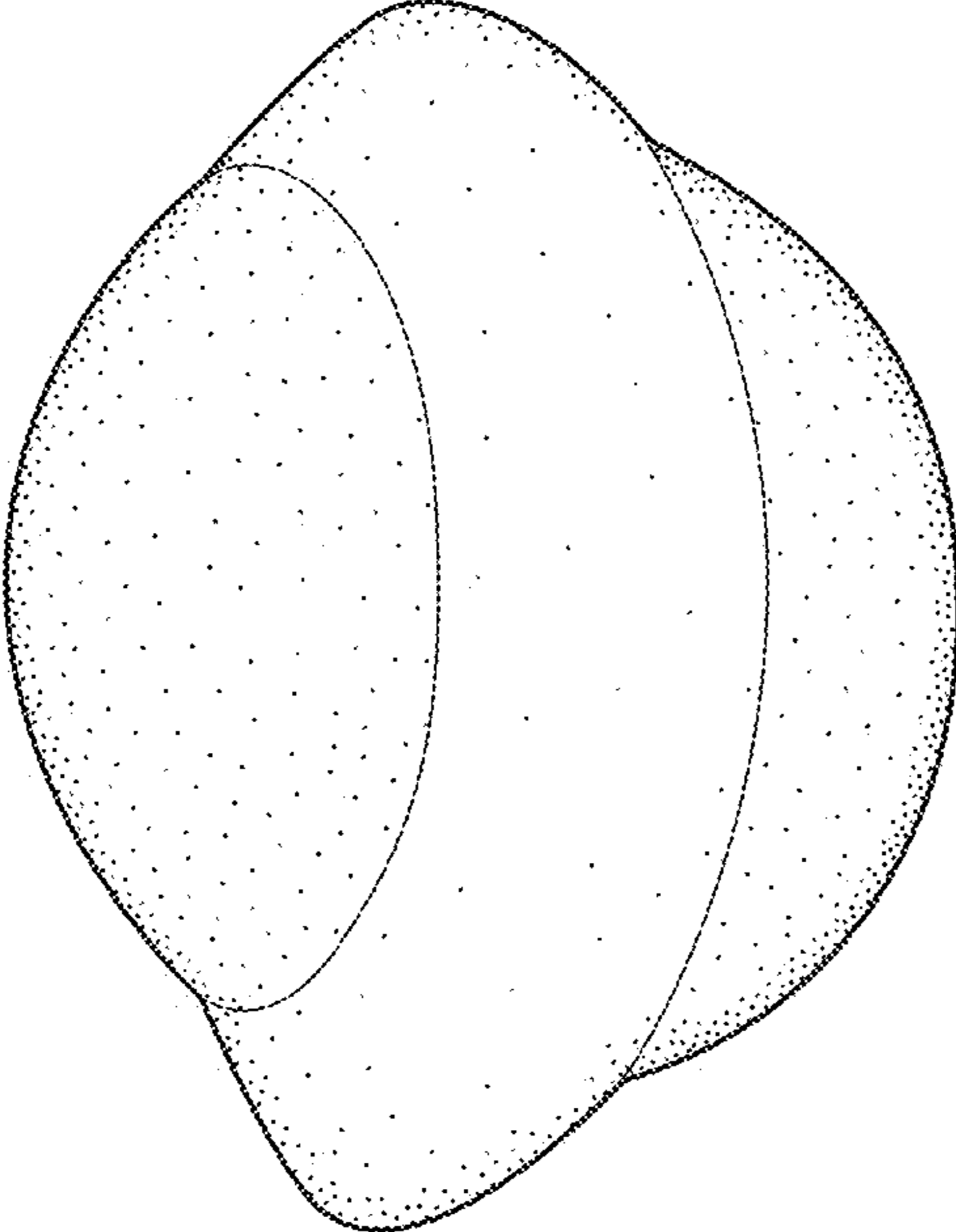


FIG. 3

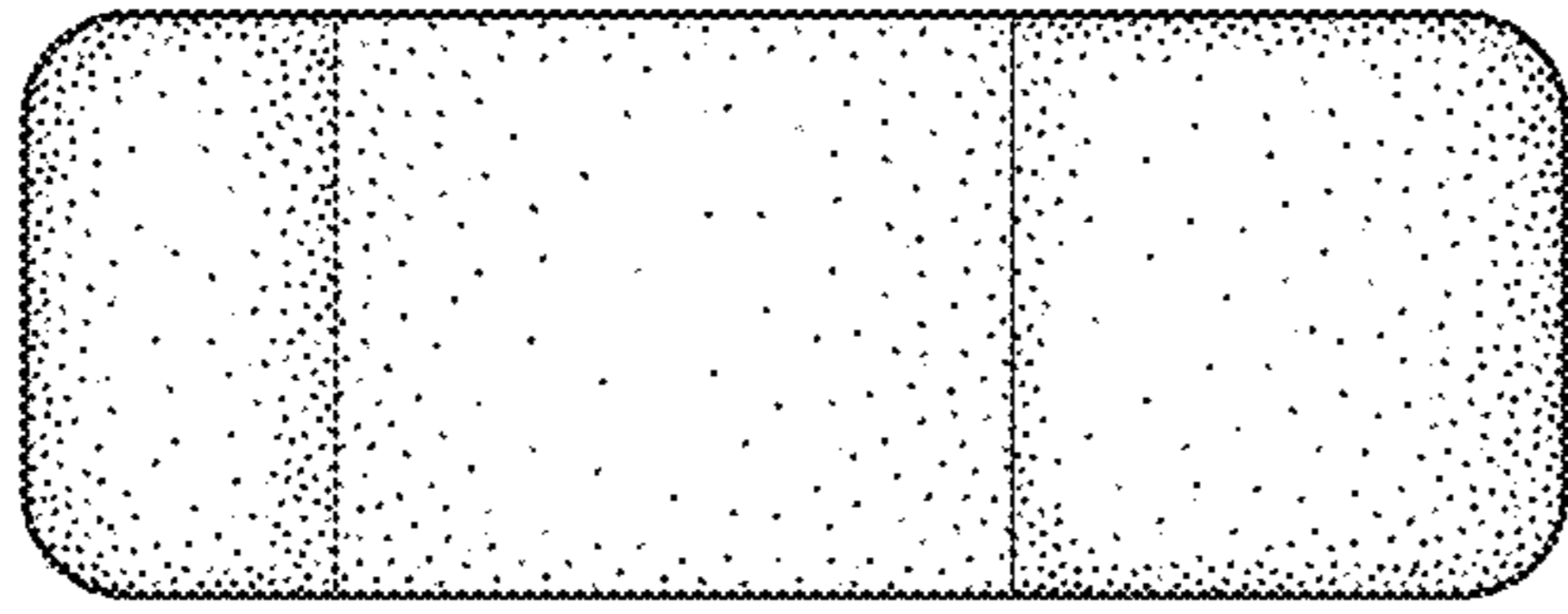


FIG. 6

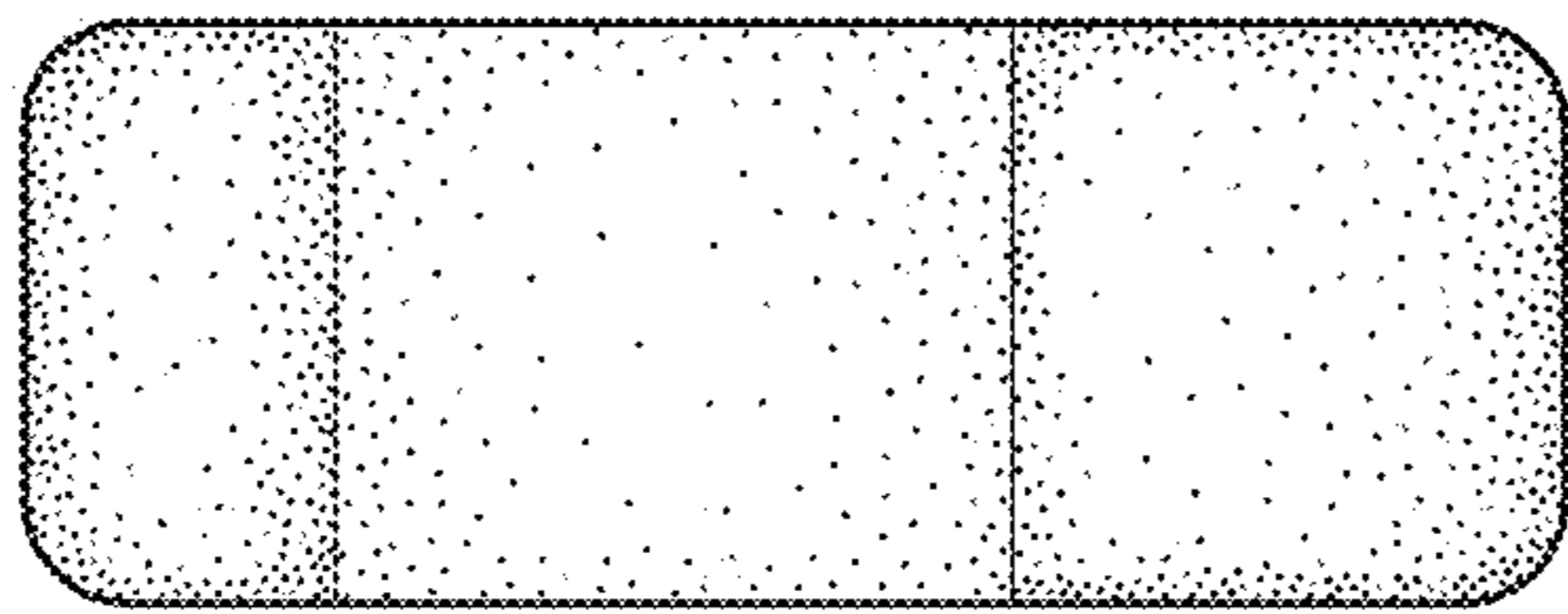


FIG. 5




FIG. 8




FIG. 7