



US00D942080S

(12) **United States Design Patent** (10) **Patent No.:** **US D942,080 S**
Prat-Pfister (45) **Date of Patent:** **** Jan. 25, 2022**

(54) **HANDLE FOR SHAVER**
(71) Applicant: **KONINKLIJKE PHILIPS N.V.**,
Eindhoven (NL)
(72) Inventor: **Gael Louis Jacques Prat-Pfister**,
Amersfoort (NL)
(73) Assignee: **KONINKLIJKE PHILIPS N.V.**,
Eindhoven (NL)

D604,013 S * 11/2009 Qiu D28/50
D608,053 S * 1/2010 Vetu D28/50
D620,641 S * 7/2010 Nitz D28/50
D637,759 S * 5/2011 Byun D28/50
D651,746 S * 1/2012 Prat-Pfister D28/50
D654,223 S * 2/2012 Aulwes D28/50
D675,779 S * 2/2013 Vetu D28/50
D675,780 S * 2/2013 Wallace D28/50

(Continued)

(**) Term: **15 Years**
(21) Appl. No.: **29/700,486**
(22) Filed: **Aug. 2, 2019**

(30) **Foreign Application Priority Data**
Feb. 4, 2019 (EM) 006156618-0014
(51) **LOC (13) Cl.** **28-03**
(52) **U.S. Cl.**
USPC **D28/50; D28/54**
(58) **Field of Classification Search**
USPC D28/50, 54
CPC B26B 19/3853-3866; B26B 19/14-18
See application file for complete search history.

(56) **References Cited**
U.S. PATENT DOCUMENTS
D326,738 S * 6/1992 Mauro D28/50
D389,276 S * 1/1998 Bone D28/50
D405,922 S * 2/1999 Bone D28/50
D513,342 S * 12/2005 Sulik D28/50
D520,681 S * 5/2006 Beedham D28/50
D520,682 S * 5/2006 Butcher D28/50
D542,473 S * 5/2007 McLachlan D28/50
D544,999 S * 6/2007 Prat-Pfister D28/50
D546,001 S * 7/2007 McLachlan D28/50
D549,873 S * 8/2007 Prat-Pfister D28/50
D550,901 S * 9/2007 Masee D28/50
D563,599 S * 3/2008 Prat-Pfister D28/50
D593,252 S * 5/2009 Masuda D28/50

OTHER PUBLICATIONS

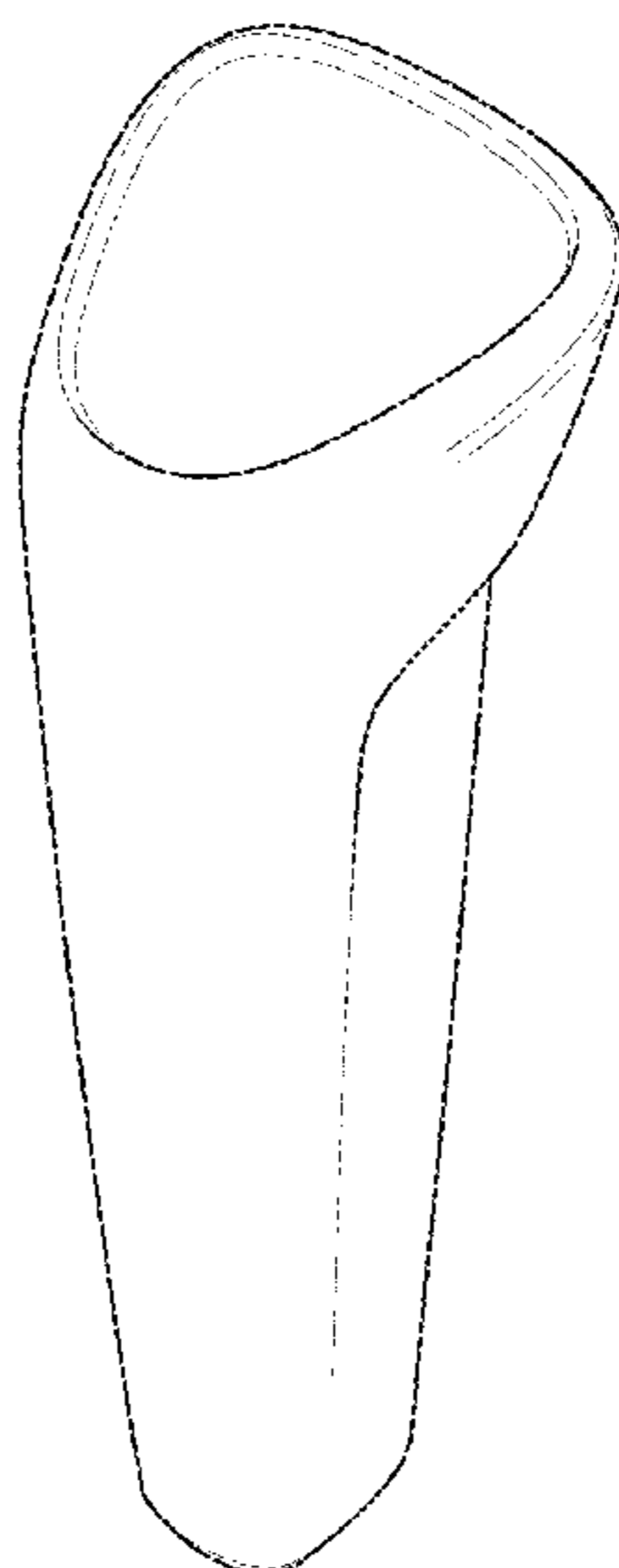
Electric Shaver for Men UICINOY, www.amazon.com, 1 page,
reviewed as early as Jun. 2020 (Year: 2020).*

Primary Examiner — Jennifer Rivard

(57) **CLAIM**
The ornamental design for a handle for shaver, as shown and
described.

DESCRIPTION
FIG. 1 is a perspective view showing the first embodiment
of my design;
FIG. 2 is a front elevational view thereof;
FIG. 3 is a rear elevational view thereof;
FIG. 4 is a right side elevational view thereof;
FIG. 5 is a left side elevational view thereof;
FIG. 6 is a top plan view thereof;
FIG. 7 is a bottom plan view thereof;
FIG. 8 is a perspective view showing the second embodi-
ment of my design;
FIG. 9 is a front elevational view thereof;
FIG. 10 is a rear elevational view thereof;
FIG. 11 is a right side elevational view thereof;
FIG. 12 is a left side elevational view thereof;
FIG. 13 is a top plan view thereof; and,
FIG. 14 is a bottom plan view thereof.
The broken lines illustrate a portion of the handle for shaver
and form no part of the claimed design.

1 Claim, 8 Drawing Sheets



(56)

References Cited

U.S. PATENT DOCUMENTS

D695,961	S *	12/2013	Prat-Pfister	D28/50
D698,491	S *	1/2014	Ellison	D28/50
9,027,251	B2 *	5/2015	Schmitt	B26B 19/14 30/41
D748,857	S *	2/2016	Boulangier	D28/50
D758,014	S *	5/2016	Smith	D28/50
D758,015	S *	5/2016	Prat-Pfister	D28/50
D758,017	S *	5/2016	Smith	D28/54
D758,659	S *	6/2016	Smith	D28/50
D776,348	S *	1/2017	Frankel	D28/50
D777,375	S *	1/2017	Frankel	D28/50
D777,376	S *	1/2017	Frankel	D28/50
D808,077	S *	1/2018	Boulangier	D28/50
D812,301	S *	3/2018	Yan	D28/50
D819,274	S *	5/2018	Yan	D28/50
D821,032	S *	6/2018	Prat-Pfister	D28/50
D824,103	S *	7/2018	Yan	D28/50
D824,595	S *	7/2018	Yan	D28/50
D844,242	S *	3/2019	Yan	D28/50
D844,243	S *	3/2019	Chen	D28/50
D848,071	S *	5/2019	Prat-Pfister	D28/50
D848,072	S *	5/2019	Prat-Pfister	D28/50
D856,583	S *	8/2019	Chen	D28/50
D858,880	S *	9/2019	Lu	D28/50
D861,986	S *	10/2019	Wang	D28/50
D880,064	S *	3/2020	Andersson	D28/54
D884,972	S *	5/2020	Andersson	D28/50
D902,486	S *	11/2020	Andersson	D28/50
10,850,409	B2 *	12/2020	Kleine Doepke	B26B 19/143 D28/50
2016/0346942	A1 *	12/2016	Winters	B26B 19/143
2020/0361103	A1 *	11/2020	Paauw	B26B 19/143 D28/50

* cited by examiner




FIG. 1



FIG. 2

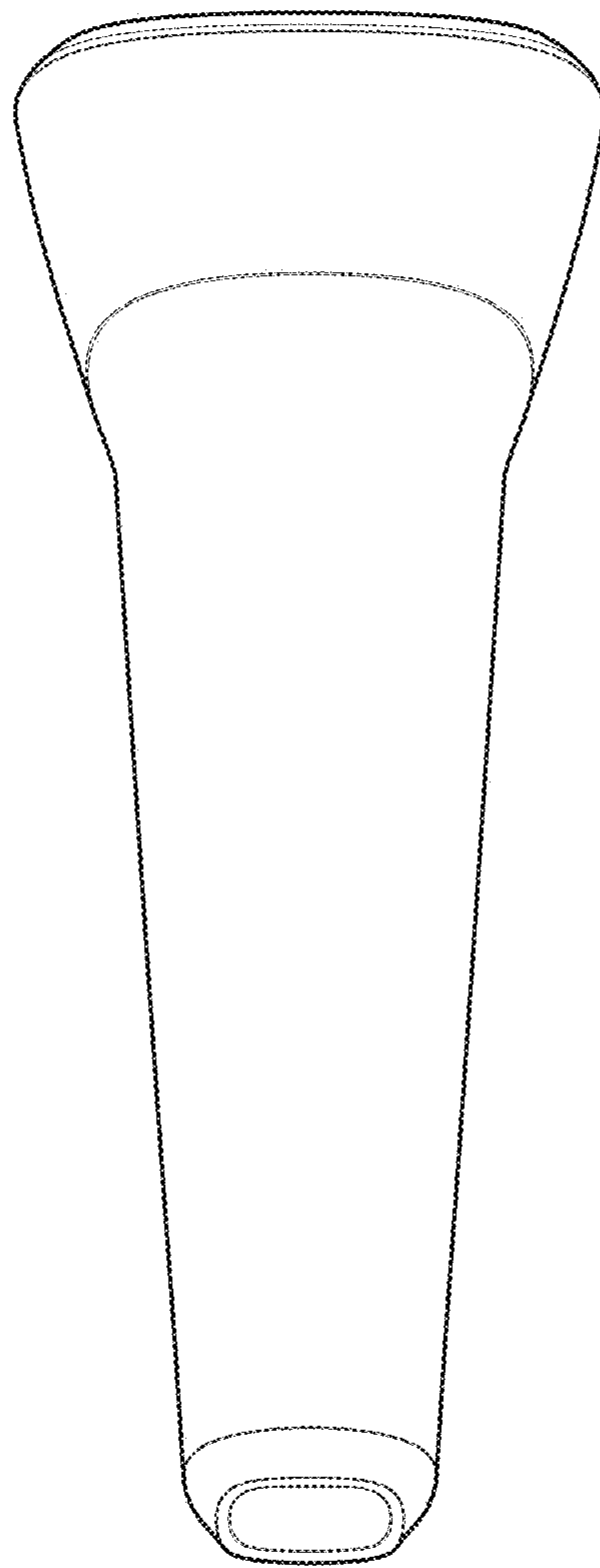


FIG. 3

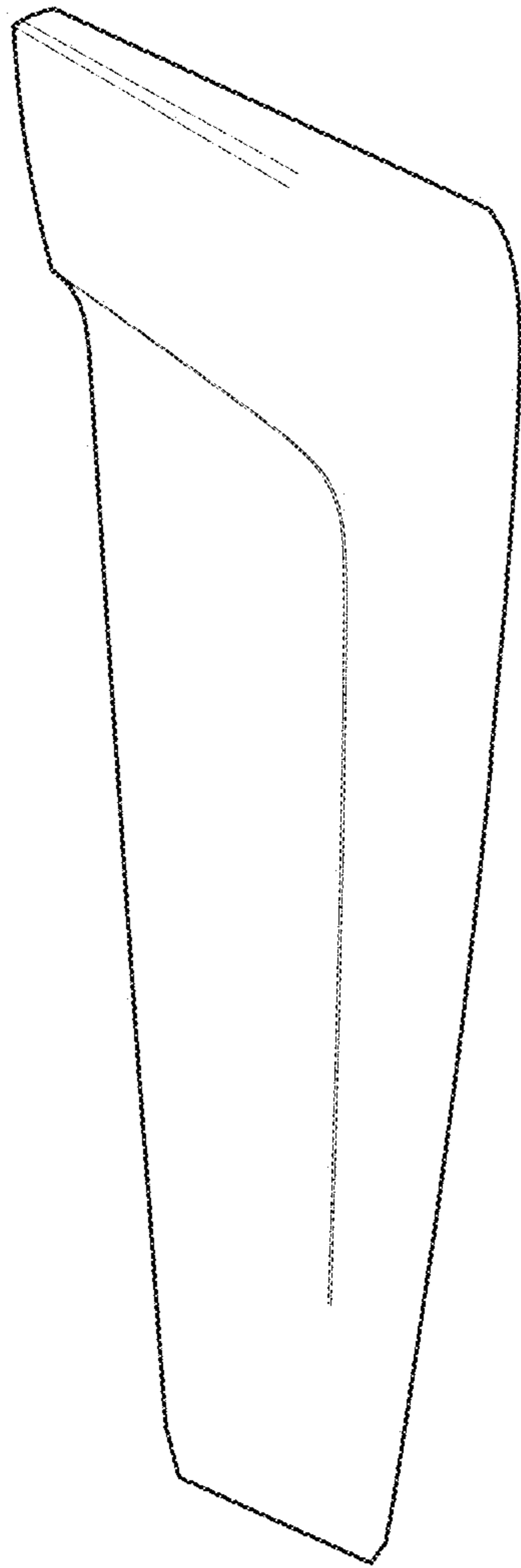


FIG. 4

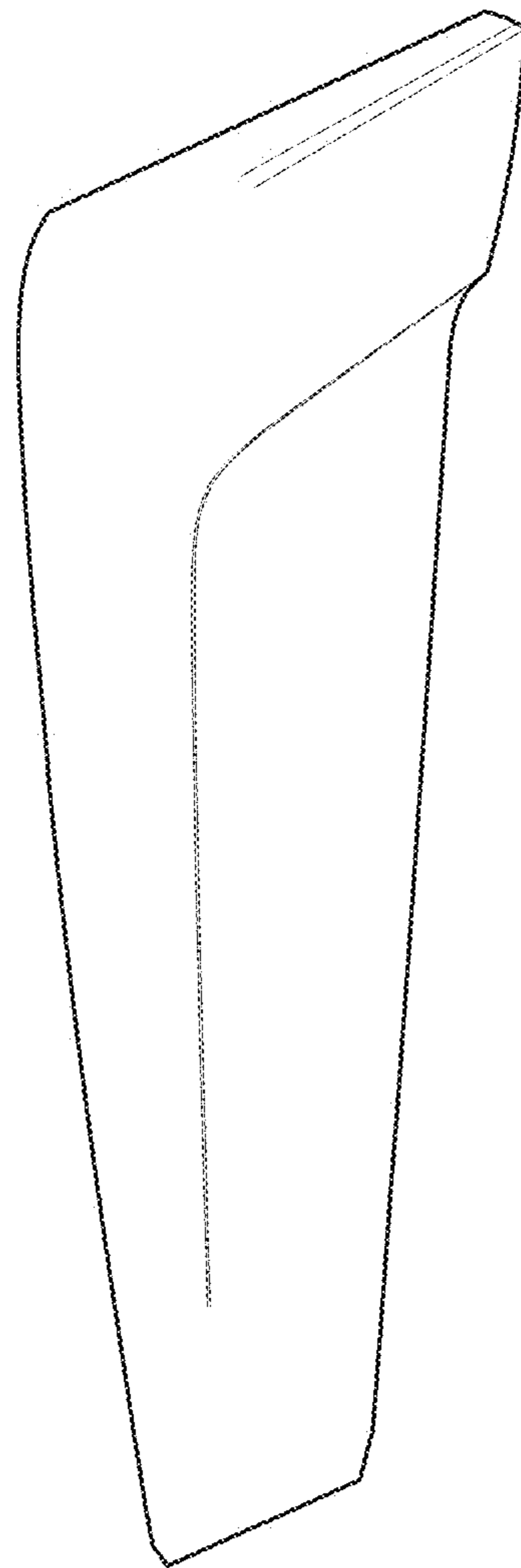


FIG. 5

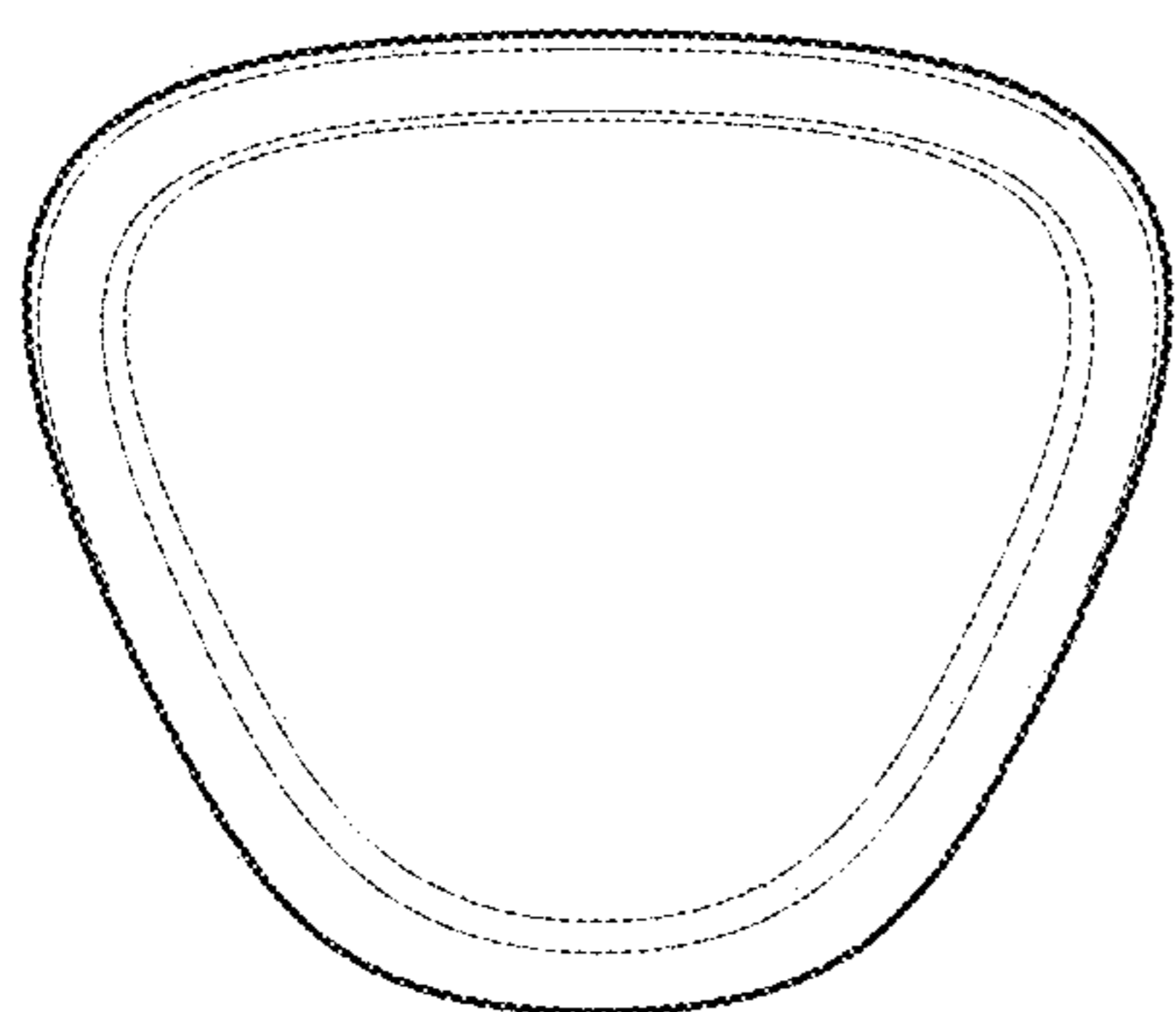


FIG. 6

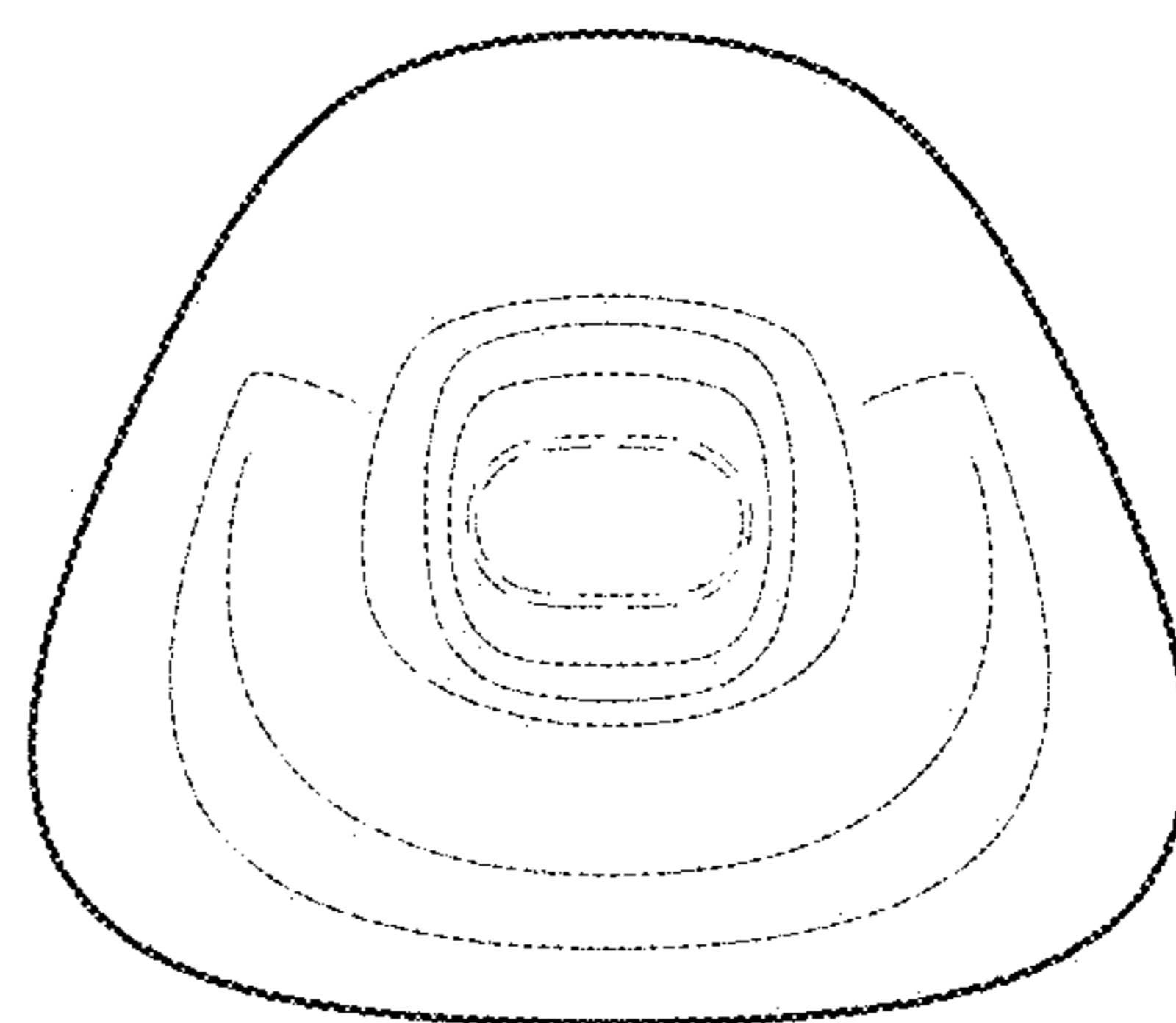


FIG. 7

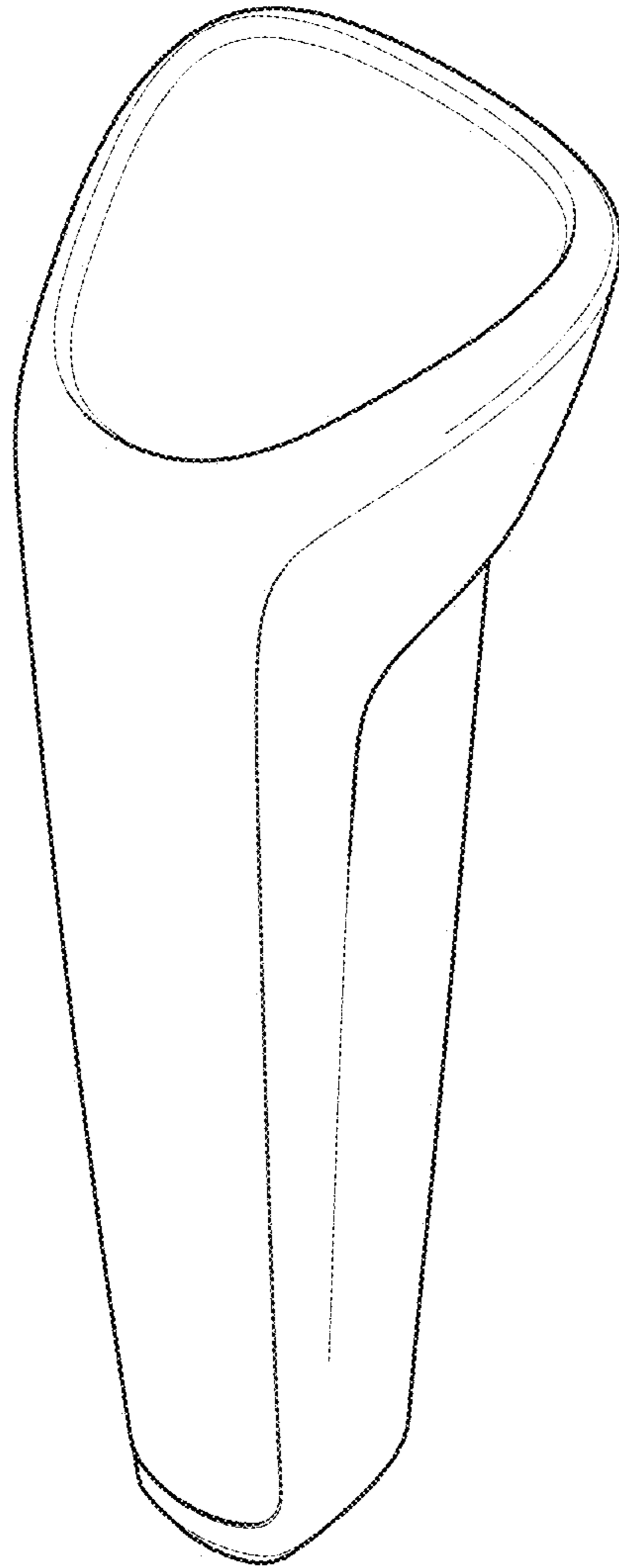


FIG. 8

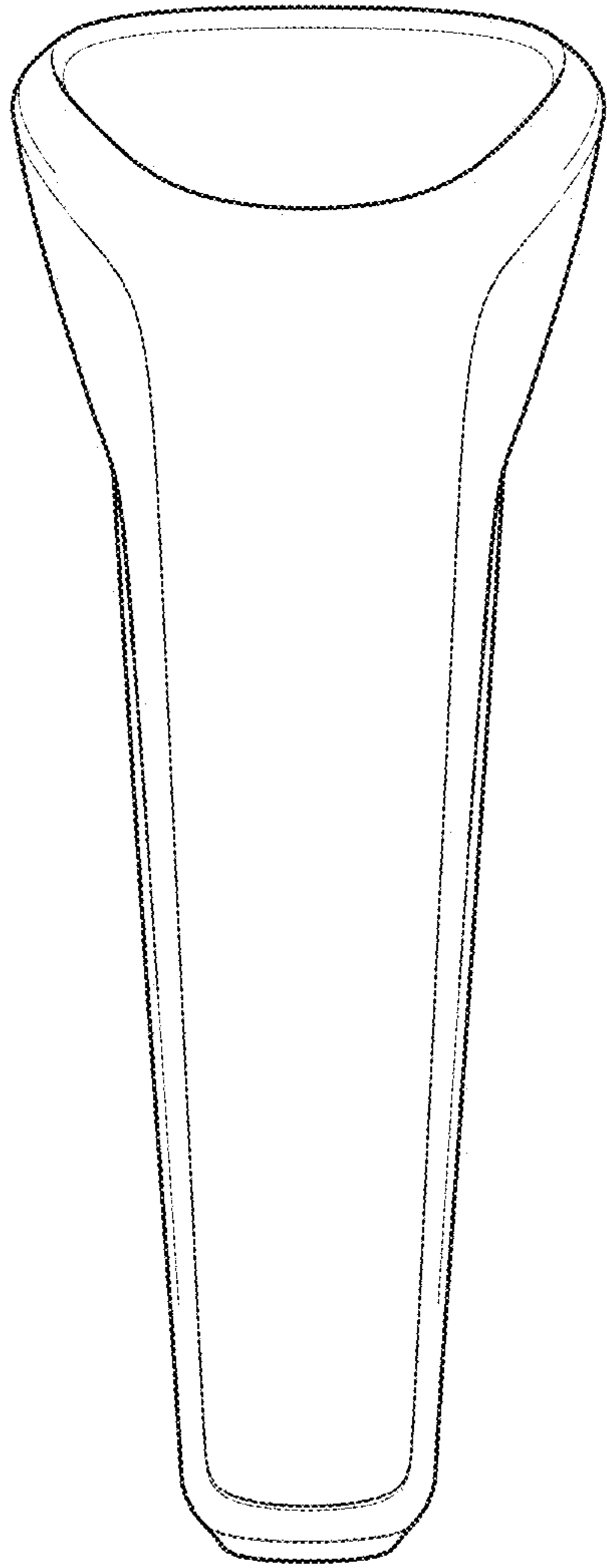


FIG. 9

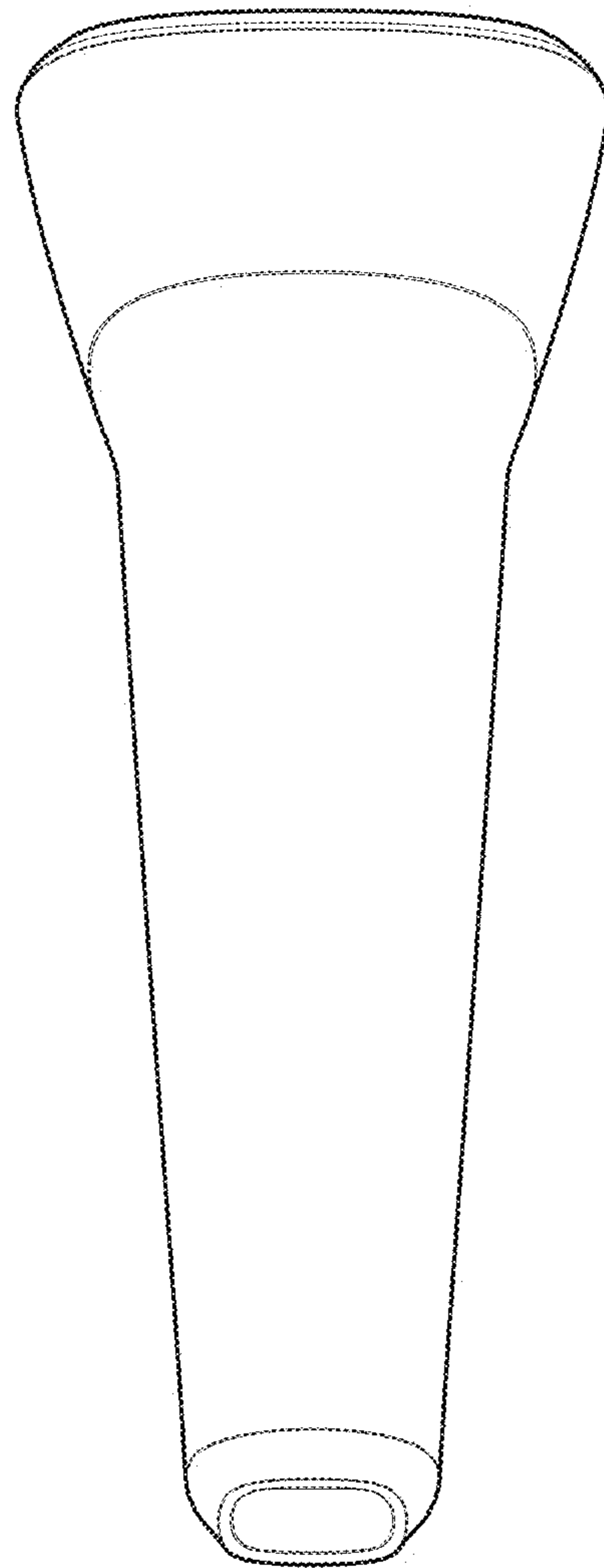


FIG. 10

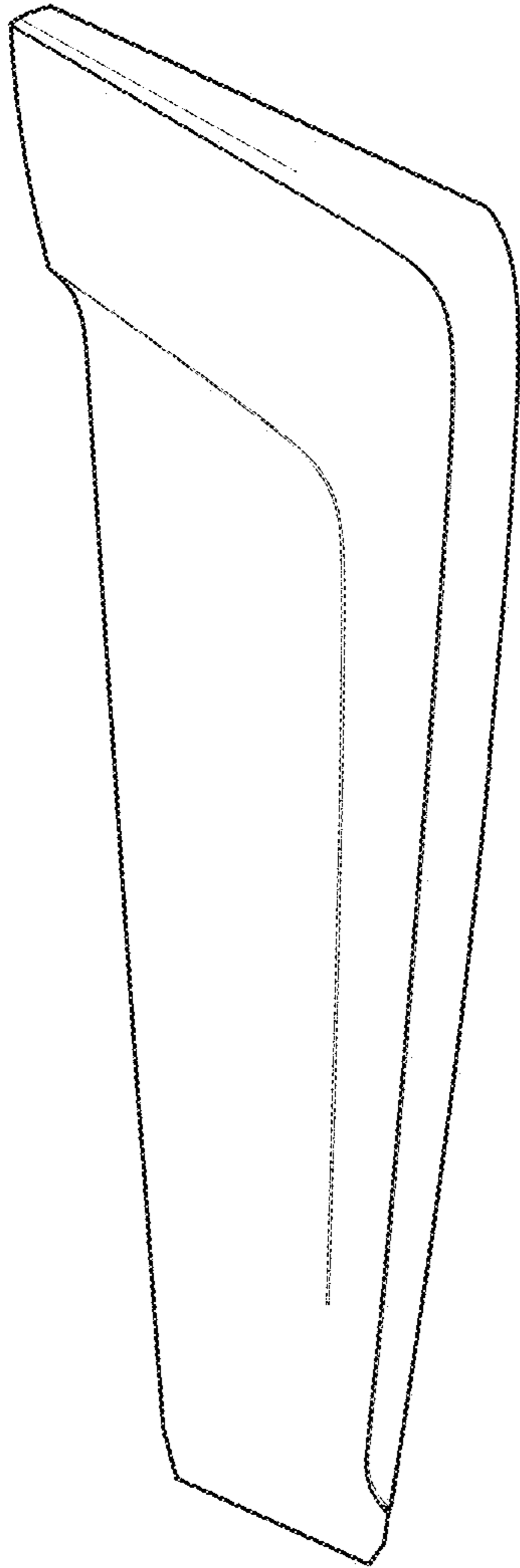


FIG. 11

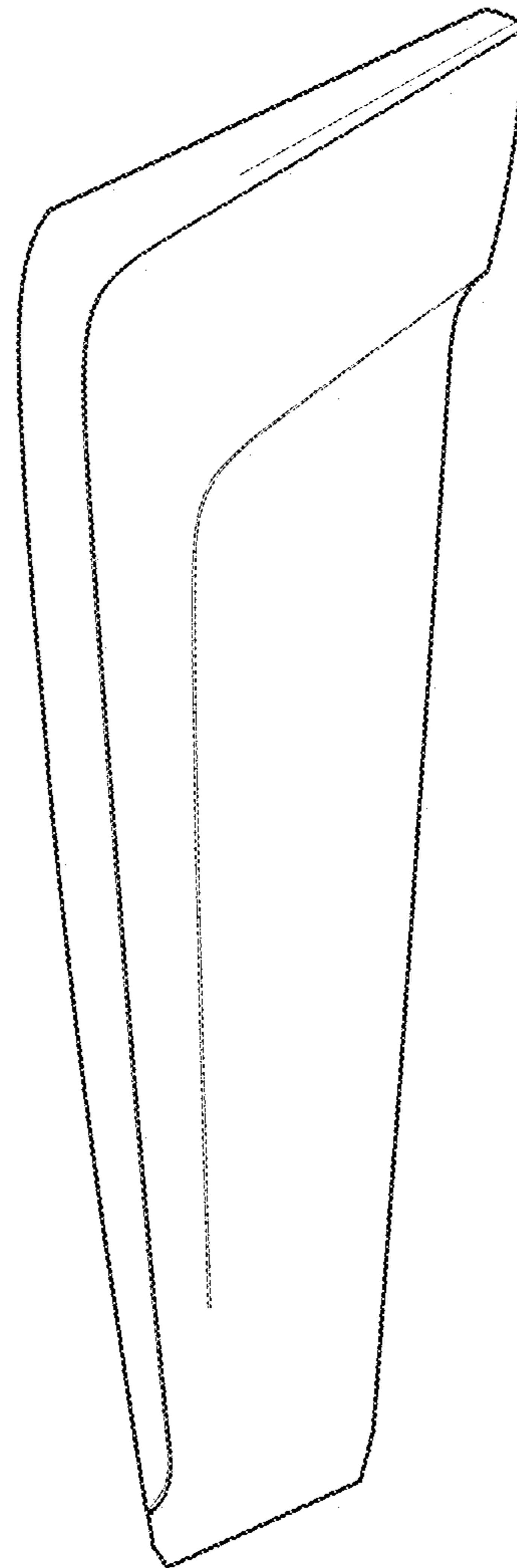


FIG. 12

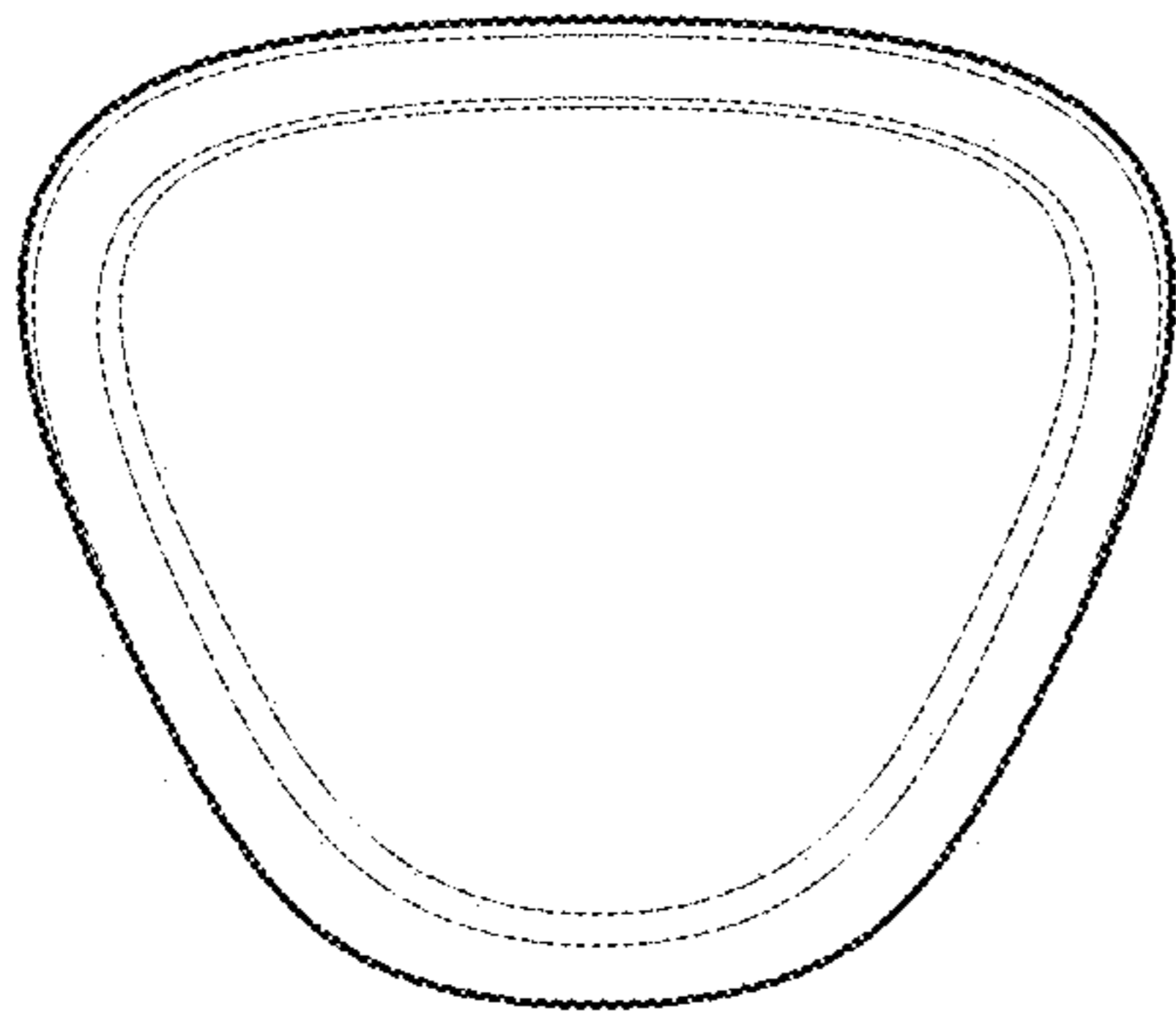


FIG. 13

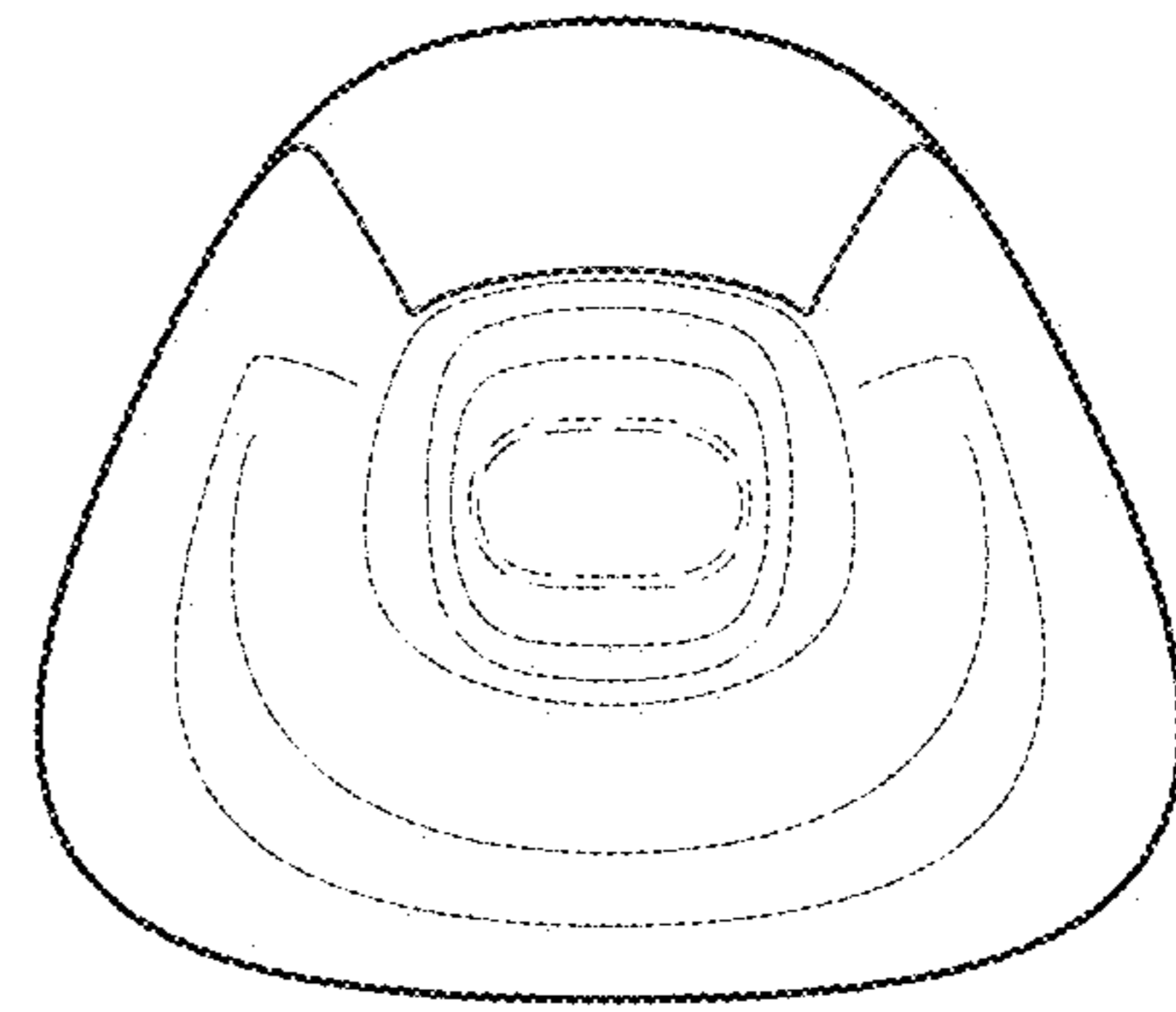


FIG. 14