



US00D942071S

(12) **United States Design Patent** (10) **Patent No.:** **US D942,071 S**
Kan (45) **Date of Patent:** **** Jan. 25, 2022**

(54) **HAIR DRYER**

(71) Applicant: **Lumieline International Inc.**, Tokyo (JP)

(72) Inventor: **Satoshi Kan**, Tokyo (JP)

(**) Term: **15 Years**

(21) Appl. No.: **35/510,285**

(22) Filed: **Mar. 6, 2020**

(80) **Hague Agreement Data**

Int. Filing Date: **Mar. 6, 2020**

Int. Reg. No.: **DM/206609**

Int. Reg. Date: **Mar. 6, 2020**

Int. Reg. Pub. Date: **Sep. 11, 2020**

(51) **LOC (13) Cl.** **28-03**

(52) **U.S. Cl.**
USPC **D28/13**

(58) **Field of Classification Search**
USPC D28/10, 12-19, 35, 37, 38
CPC . A45D 7/06; A45D 2/001; A45D 1/04; A45D 7/04; A45D 20/12; A45D 1/28; A45D 2001/002; A45D 2007/001; A45D 20/10; A45D 2/125; A45D 19/005; A45D 19/0066; A45D 1/00; A45D 1/06; A45D 2044/007; A45D 2200/25; A45D 2/146; A45D 44/005; A45D 7/00; A45D 7/02; A45D 19/00; A45D 19/012; A45D 1/10; A45D 1/14; A45D 1/20; A45D 2001/004; A45D 2001/008; A45D 2001/045; A45D 2002/003; A45D 2002/025; A45D 2007/005; A45D 20/00; A45D 20/04; A45D 20/16; A45D 20/40; A45D 2200/00; A45D 2200/05; A45D 2200/202; A45D 2200/205; A45D 24/00; A45D 2/00; A45D 2/002; A45D 2/02; A45D 2/18; A45D 2/20; A45D 2/46; A45D 44/02; A45D 44/04; A45D 44/14; A45D 6/00; A45D 8/00; A45D 8/008; A45D 8/34

See application file for complete search history.

(56) **References Cited**

U.S. PATENT DOCUMENTS

D651,342 S * 12/2011 Kim D28/13
D715,484 S * 10/2014 Kang A45D 20/12
D28/13

(Continued)

FOREIGN PATENT DOCUMENTS

JP 1579925 S 6/2017
JP 1608503 S 7/2018

(Continued)

OTHER PUBLICATIONS

KR Office Action for corresponding International Registration DM/206609; dated Sep. 1, 2021.

(Continued)

Primary Examiner — Khawaja Anwar

(74) *Attorney, Agent, or Firm* — Cantor Colburn LLP

(57) **CLAIM**

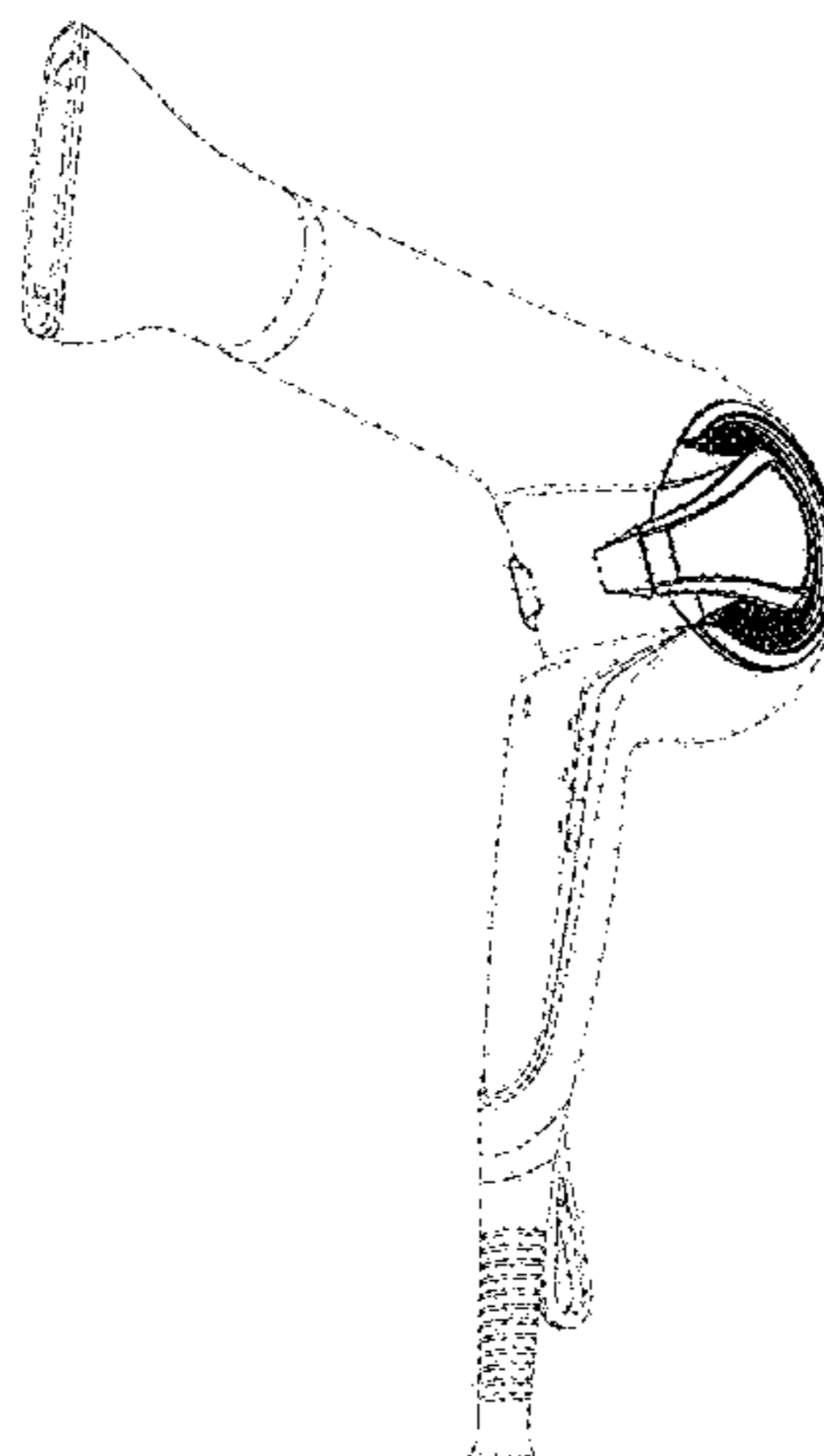
The ornamental design for a hair dryer, as shown and described.

DESCRIPTION

- 1. Hair dryer
- 1.1 : Perspective
- 1.2 : Front
- 1.3 : Back
- 1.4 : Top
- 1.5 : Bottom
- 1.6 : Right
- 1.7 : Left

The design is directed to a hair dryer; the parts shown by means of broken lines in the reproductions are not part of the claimed design; dot-and-dash lines indicate the boundary between the part of the claimed design and other parts.

1 Claim, 7 Drawing Sheets



(56)

References Cited

U.S. PATENT DOCUMENTS

D775,417 S * 12/2016 Cho D28/13
D832,509 S 10/2018 Kan
D909,676 S * 2/2021 Santos D28/13

FOREIGN PATENT DOCUMENTS

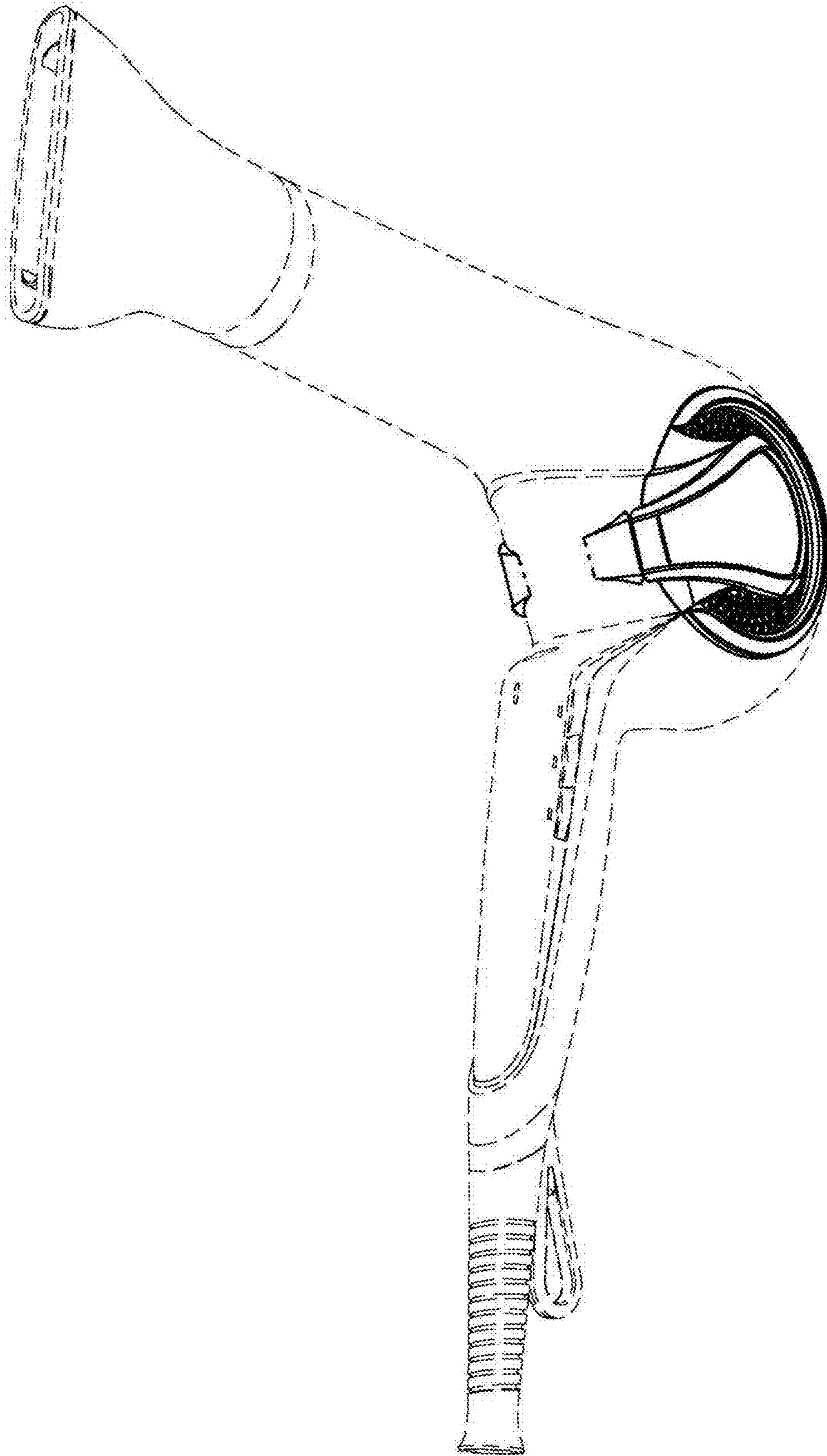
JP 1630559 S 5/2019
JP 1630560 S 5/2019
JP 1630561 S 5/2019

OTHER PUBLICATIONS

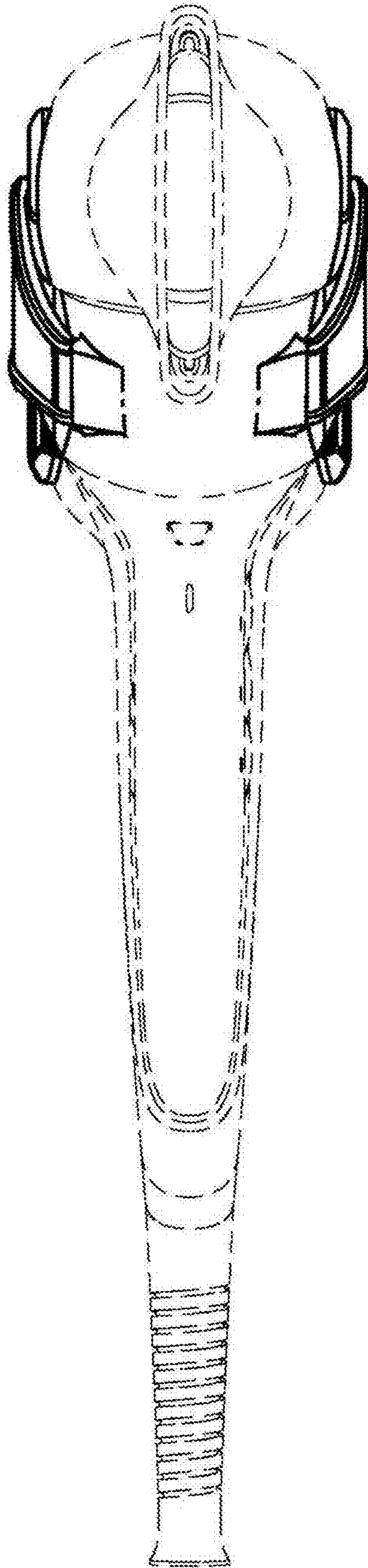
KR Office Action for corresponding International Registration
DM/206621; dated Sep. 1, 2021.
USPTO Notification of Refusal for International Registration No.
DM/206619; U.S. Appl. No. 35/510,277 dated Sep. 10, 2021.

* cited by examiner


1.1



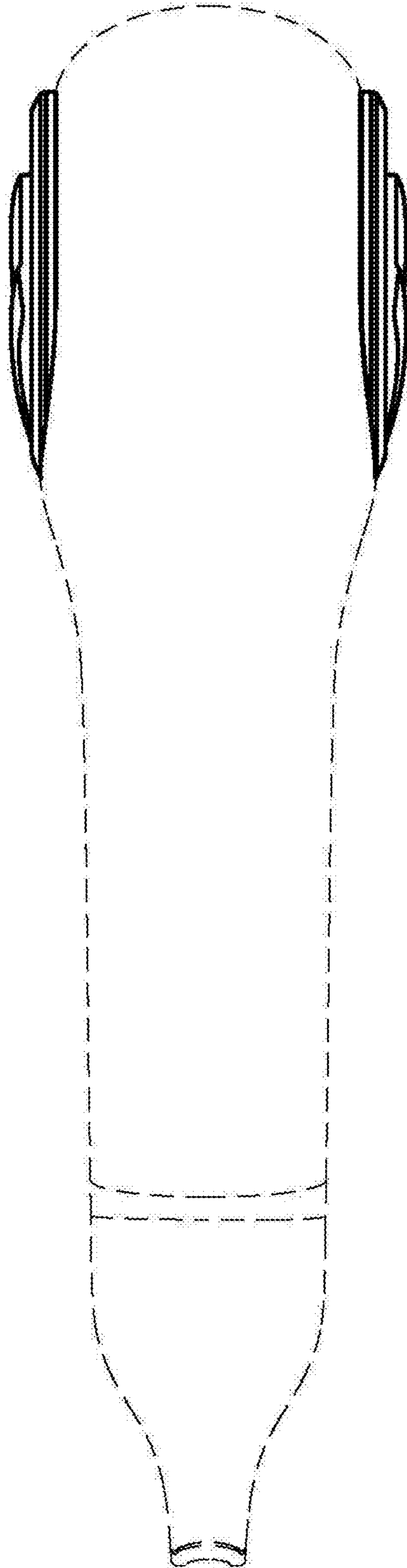
1.2



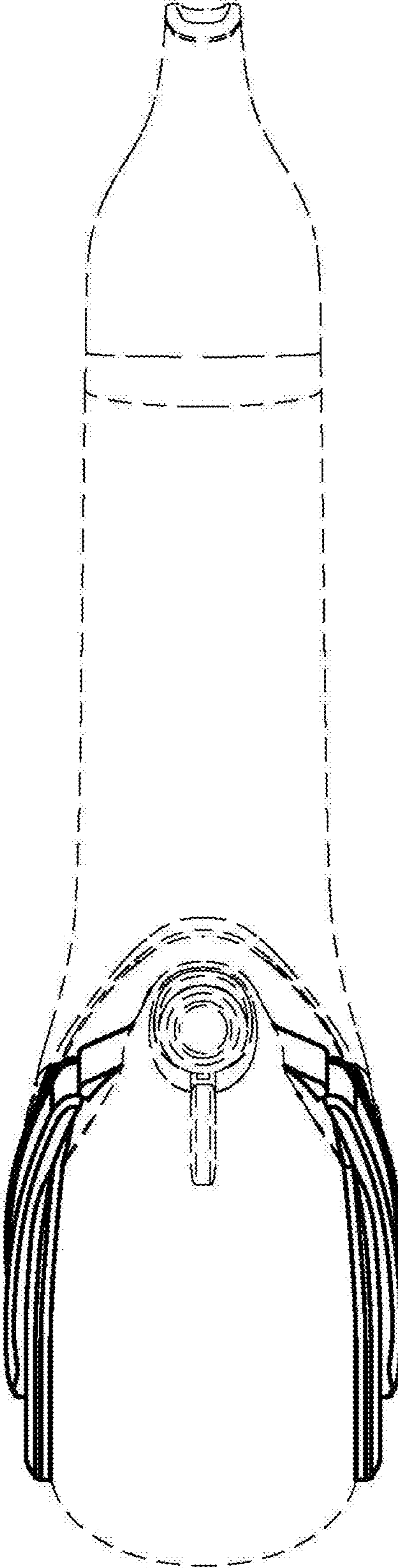
1.3



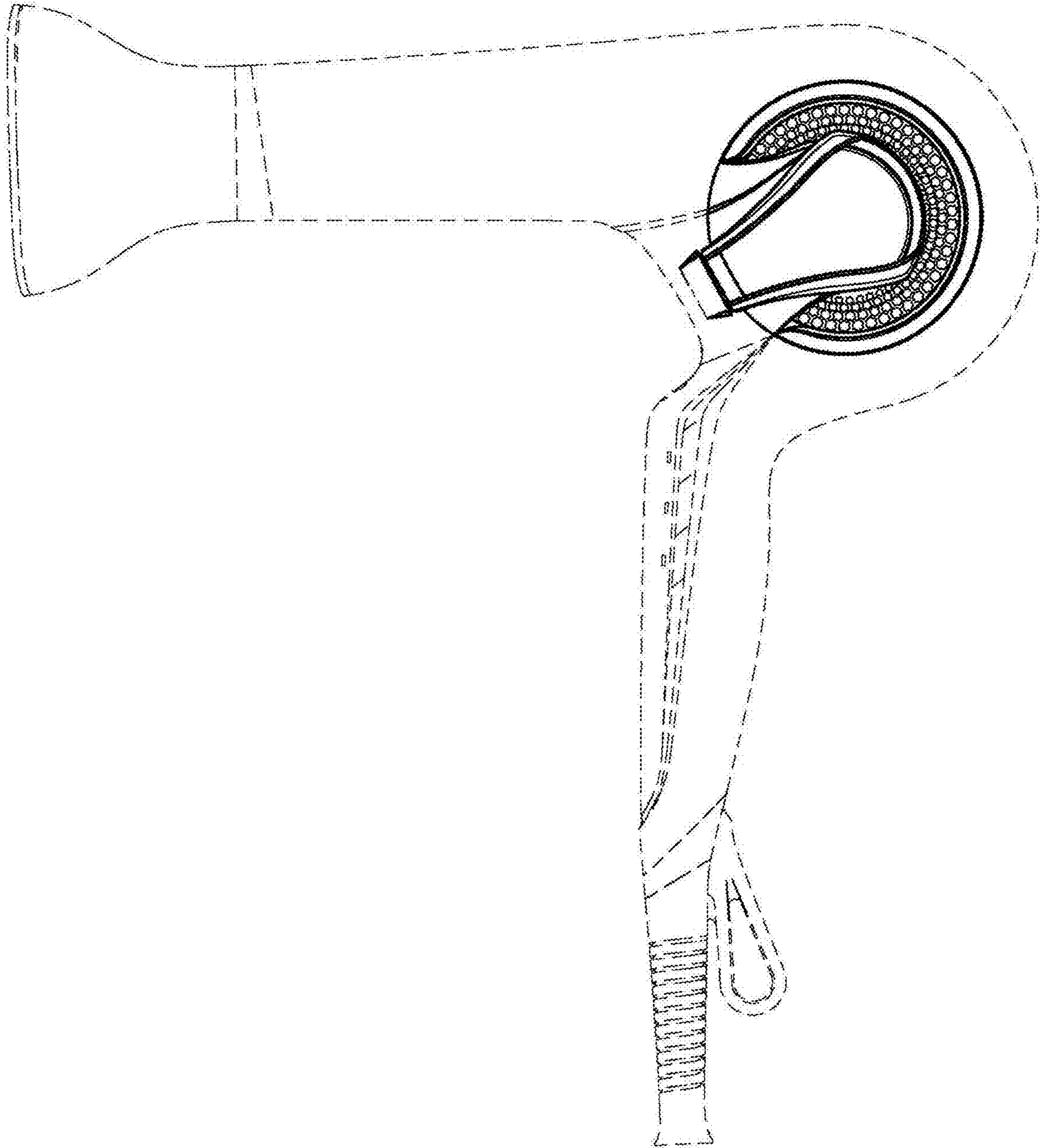
1.4



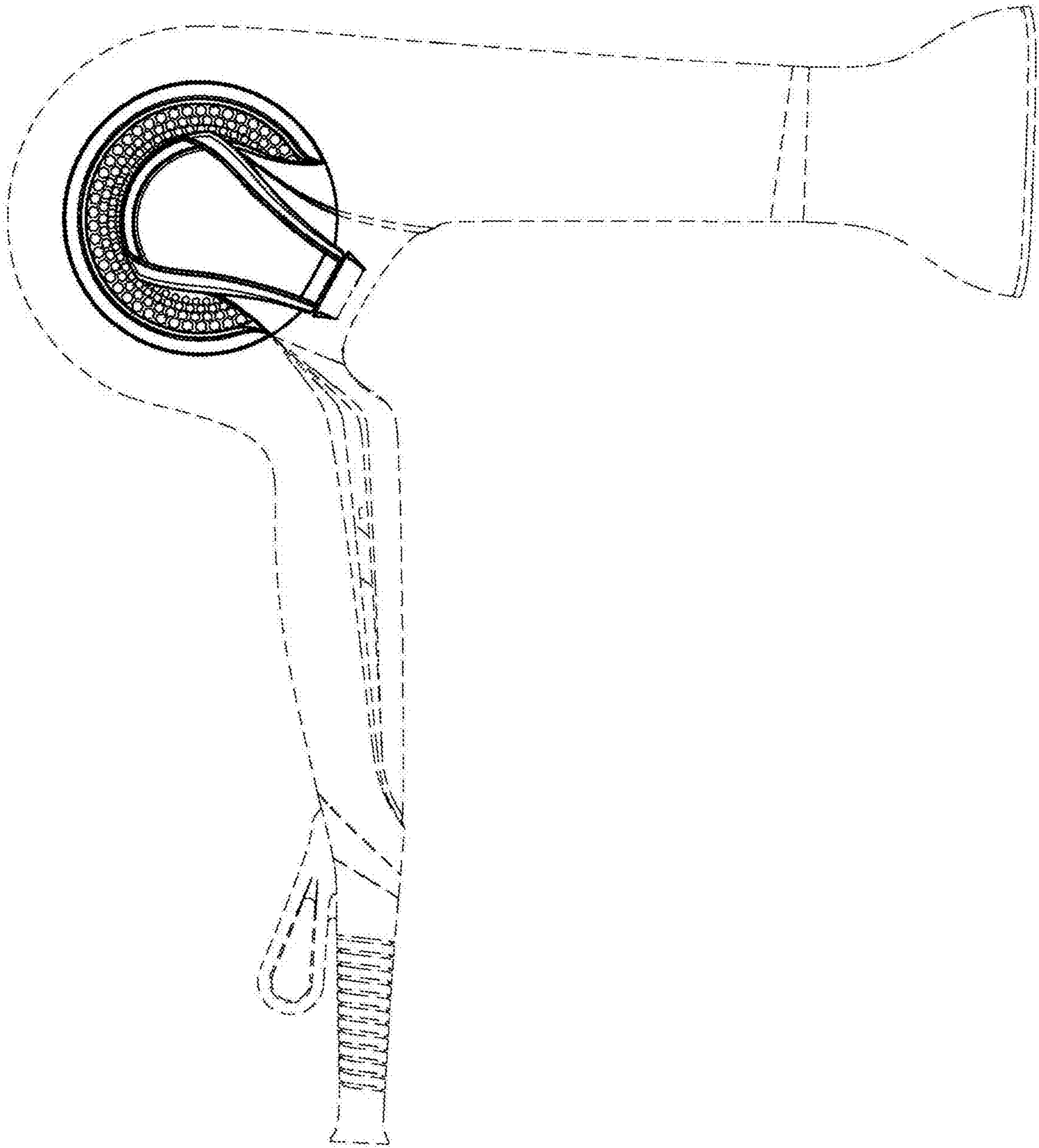
1.5



1.6



1.7



UNITED STATES PATENT AND TRADEMARK OFFICE
CERTIFICATE OF CORRECTION

PATENT NO. : D942,071 S
APPLICATION NO. : 35/510285
DATED : January 25, 2022
INVENTOR(S) : Kan

Page 1 of 1

It is certified that error appears in the above-identified patent and that said Letters Patent is hereby corrected as shown below:

On the Title Page

Item (30) the filing date should read October 29, 2019 for Japanese Design Application No. 2019-024115.

Signed and Sealed this
Twenty-sixth Day of April, 2022
Katherine Kelly Vidal

Katherine Kelly Vidal
Director of the United States Patent and Trademark Office