



US00D942001S

(12) **United States Design Patent** (10) **Patent No.:** **US D942,001 S**
de Neufville (45) **Date of Patent:** **** Jan. 25, 2022**

(54) **EYE DROP APPLICATOR** 6,632,202 B1 * 10/2003 Hagele A61F 9/0008
222/420
(71) Applicant: **David de Neufville**, Califon, NJ (US) D771,802 S * 11/2016 Shulman D24/120
D775,326 S * 12/2016 Shulman D24/120
(72) Inventor: **David de Neufville**, Califon, NJ (US) D827,813 S * 9/2018 Copland D24/112
D891,249 S * 7/2020 Lee D9/447
(**) Term: **15 Years** 2017/0056241 A1* 3/2017 Shulman A61M 35/003

* cited by examiner

(21) Appl. No.: **29/707,798**

(22) Filed: **Oct. 1, 2019**

(51) **LOC (13) Cl.** **24-02**

(52) **U.S. Cl.**
USPC **D24/120; D24/108; D9/723**

(58) **Field of Classification Search**
USPC D24/120-123, 112, 115, 108, 127, 130,
D24/172; D9/537, 690, 723, 724
CPC A61F 9/00; A61F 9/0008; A61F 9/0026;
A61M 35/00; A61M 35/003; A61M 1/00;
A61M 1/0058; A61M 1/77; A61M 1/92;
B65D 47/18

See application file for complete search history.

(56) **References Cited**

U.S. PATENT DOCUMENTS

3,016,898 A * 1/1962 Weldon A61H 35/02
604/298
4,634,023 A * 1/1987 Tanaka B65D 47/18
222/105

Primary Examiner — Lilyana Bekic
Assistant Examiner — Lee D. Starr

(57) **CLAIM**

The ornamental design for an eye drop applicator, as shown and described.

DESCRIPTION

FIG. 1 is a top prospective view of an eye drop applicator showing my new design.

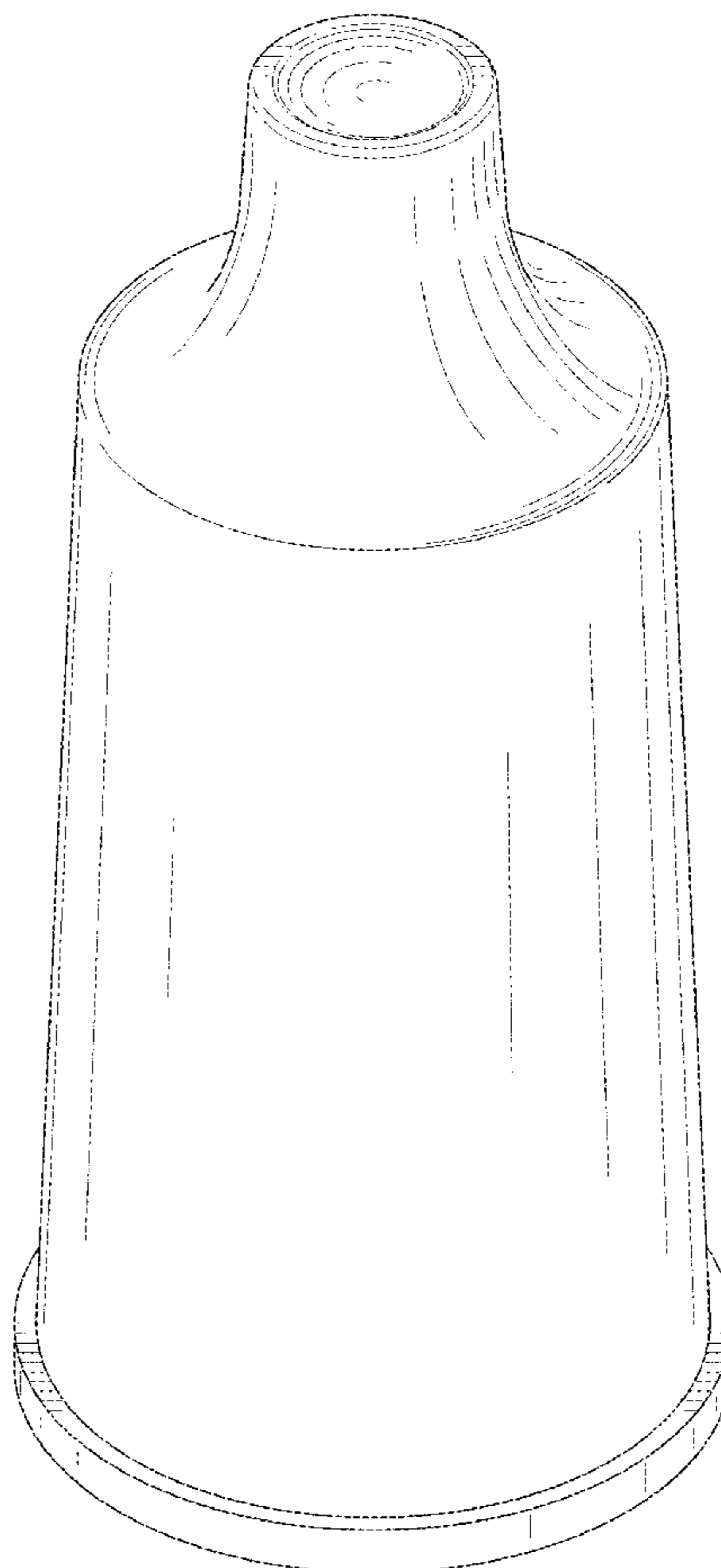
FIG. 2 is a side view thereof.

FIG. 3 is a top view thereof; and,

FIG. 4 is a bottom view thereof.

The broken lines in the drawings depict portions of the eye drop applicator that form no part of the claimed design.

1 Claim, 4 Drawing Sheets






FIG. 1




FIG. 2

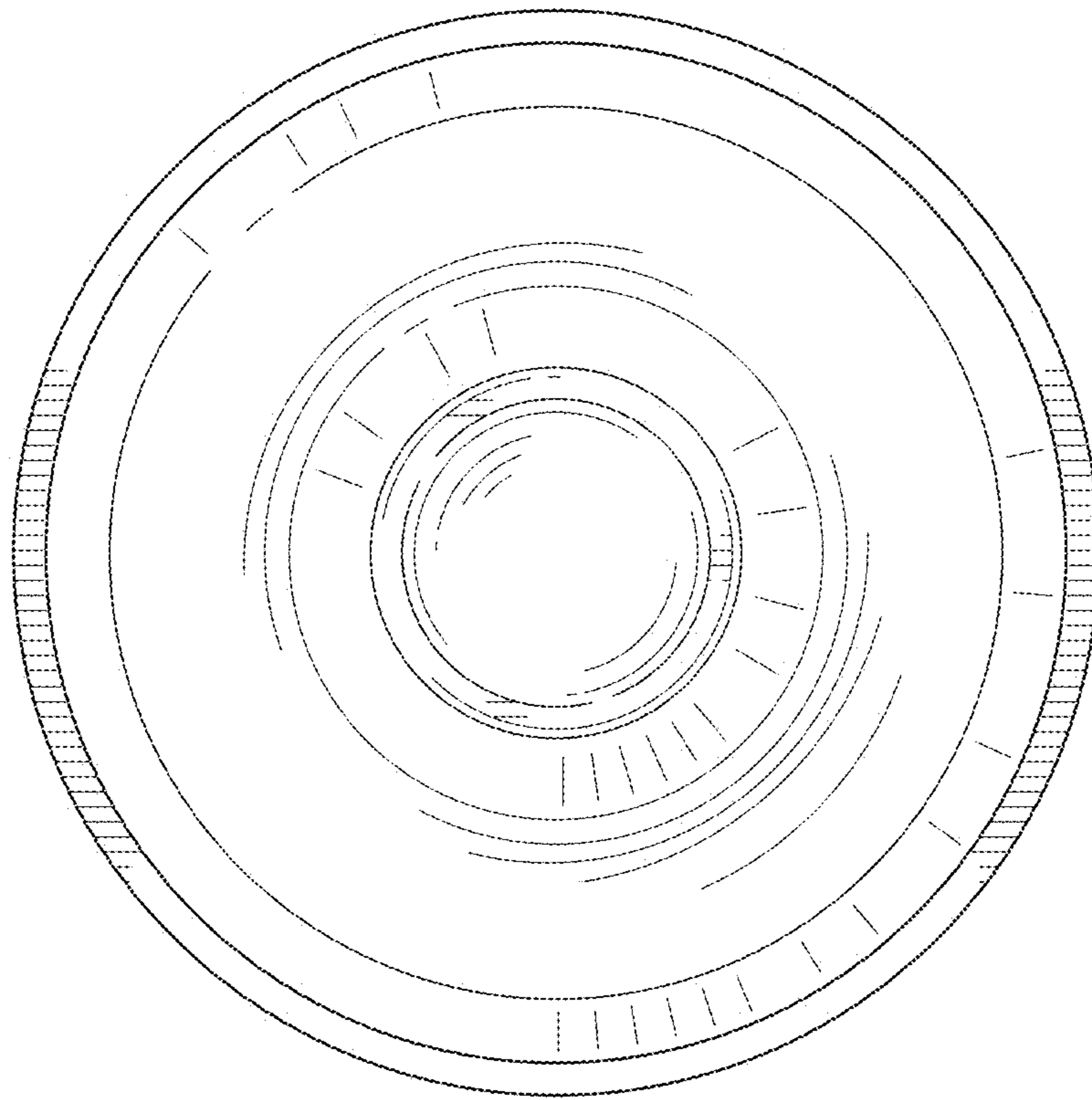


FIG. 3




FIG. 4