



US00D941980S

(12) **United States Design Patent** (10) **Patent No.:** **US D941,980 S**
Zhang (45) **Date of Patent:** **** *Jan. 25, 2022**

(54) **AIR PURIFIER**

(71) Applicant: **VSON TECHNOLOGY CO., LTD,**
Shenzhen (CN)

(72) Inventor: **Yinhu Zhang,** Shenzhen (CN)

(73) Assignee: **VSON TECHNOLOGY CO., LTD,**
Shenzhen (CN)

(*) Notice: This patent is subject to a terminal disclaimer.

(**) Term: **15 Years**

(21) Appl. No.: **29/730,161**

(22) Filed: **Apr. 1, 2020**

(30) **Foreign Application Priority Data**

Nov. 11, 2019 (CN) 201930617077.7

(51) **LOC (13) Cl.** **23-04**

(52) **U.S. Cl.**
USPC **D23/364**

(58) **Field of Classification Search**
USPC D23/355-366, 352, 369, 332, 333, 335,
D23/336, 342, 351; 422/120, 122;
55/356, 473, 504; 96/97; 261/DIG. 17,
261/DIG. 65, DIG. 88, DIG. 31
CPC .. A61L 9/16; A61L 9/22; B01D 47/00; B01D
47/027; B01D 2221/02; B01D 2259/4508;
B03C 3/155; B03C 3/368; F24F 3/16;
F24F 13/20; F24F 13/28
See application file for complete search history.

(56) **References Cited**

U.S. PATENT DOCUMENTS

D854,134 S * 7/2019 Jessup D23/364
D882,056 S * 4/2020 Baillie D23/364

D884,863 S * 5/2020 Semerak D23/364
D886,272 S * 6/2020 Yang D23/364
D905,841 S * 12/2020 Cao D23/364
D906,500 S * 12/2020 Seo D23/356
D912,795 S * 3/2021 Wang D23/364
D916,262 S * 4/2021 Wang D23/356
D916,265 S * 4/2021 Jung D23/364
D919,064 S * 5/2021 Wang D23/356
D919,071 S * 5/2021 Zheng D23/364
D920,494 S * 5/2021 Shah D23/366
2012/0093683 A1* 4/2012 Hishida B01D 47/024
422/4

* cited by examiner

Primary Examiner — David G Muller

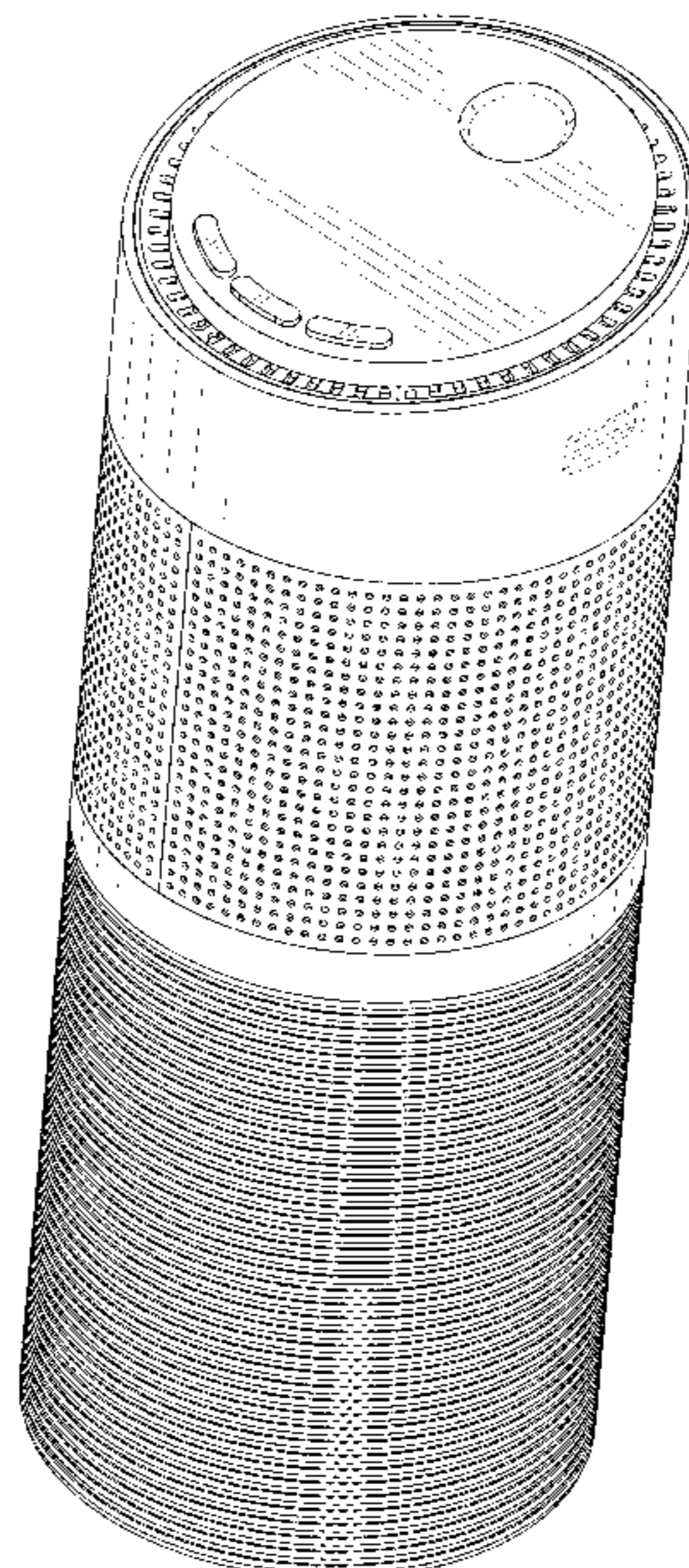
(57) **CLAIM**

The ornamental design for an air purifier, as shown and described.

DESCRIPTION

FIG. 1 is a perspective view of an air purifier showing my new design;
FIG. 2 is another perspective view thereof;
FIG. 3 is a front elevational view thereof;
FIG. 4 is a rear elevational view thereof;
FIG. 5 is a left side elevational view thereof;
FIG. 6 is a right side elevational view thereof;
FIG. 7 is a top plan view thereof; and,
FIG. 8 is a bottom plan view thereof.
The broken lines in the drawings are for the purpose of illustrating portions of the air purifier that form no part of the claimed design.

1 Claim, 8 Drawing Sheets



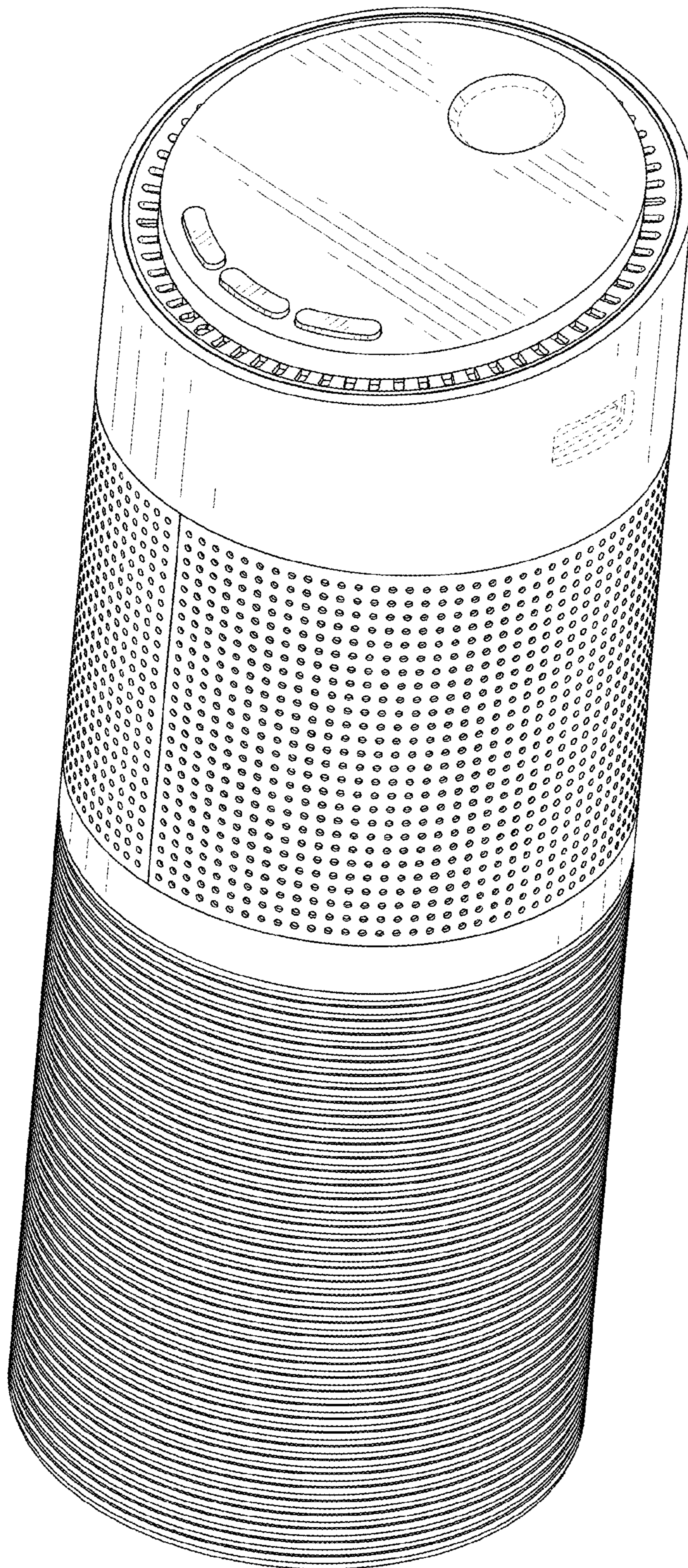


FIG. 1

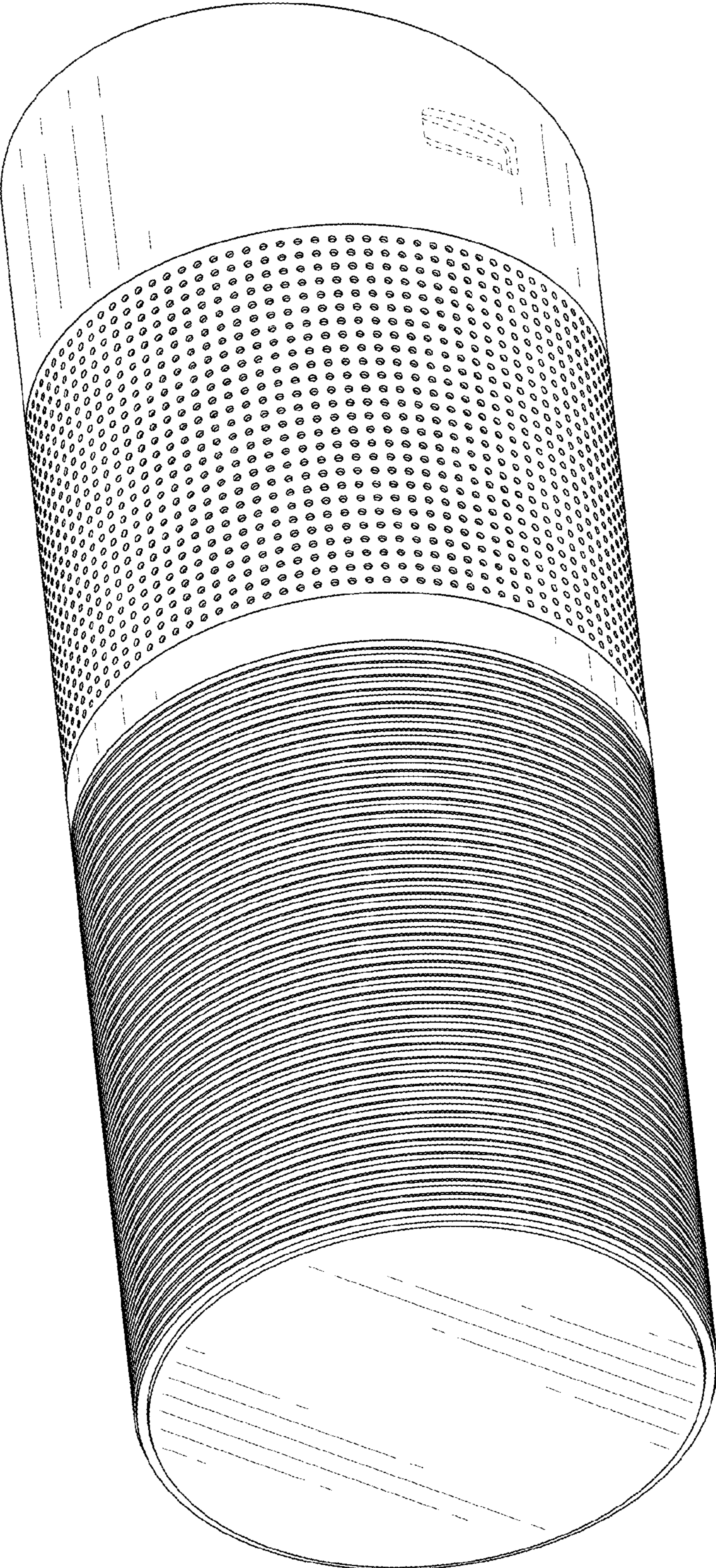


FIG. 2

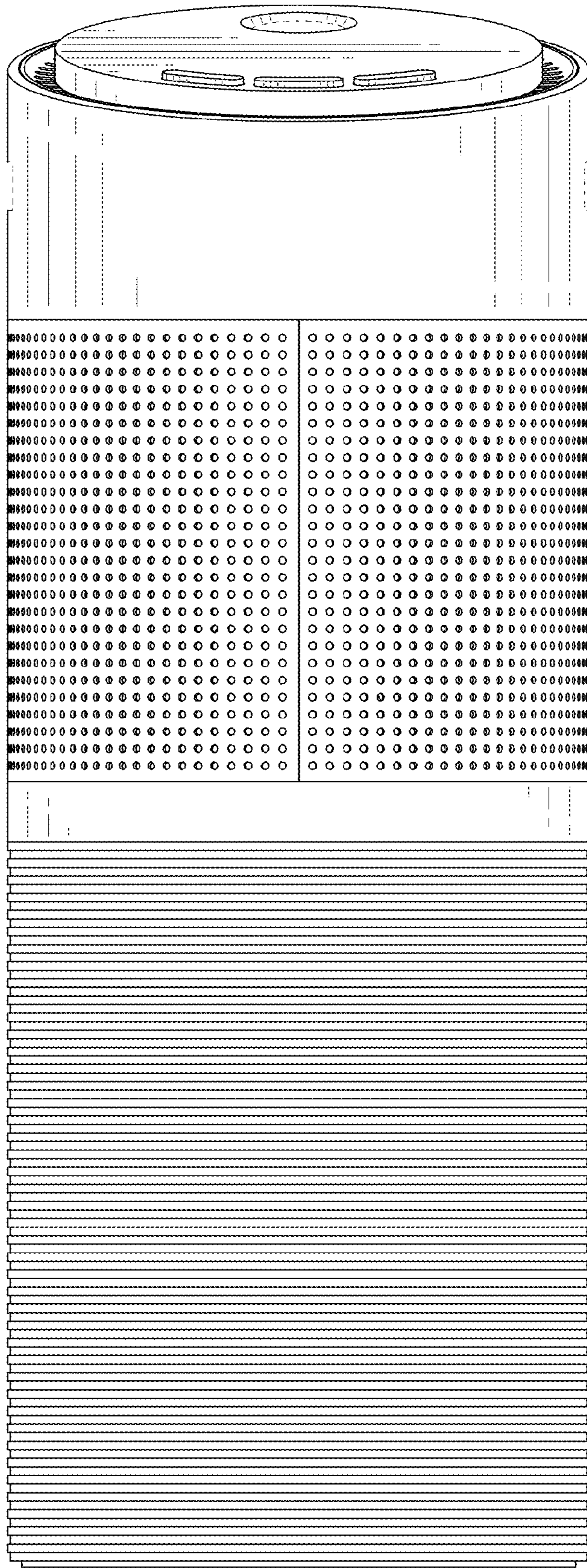


FIG. 3

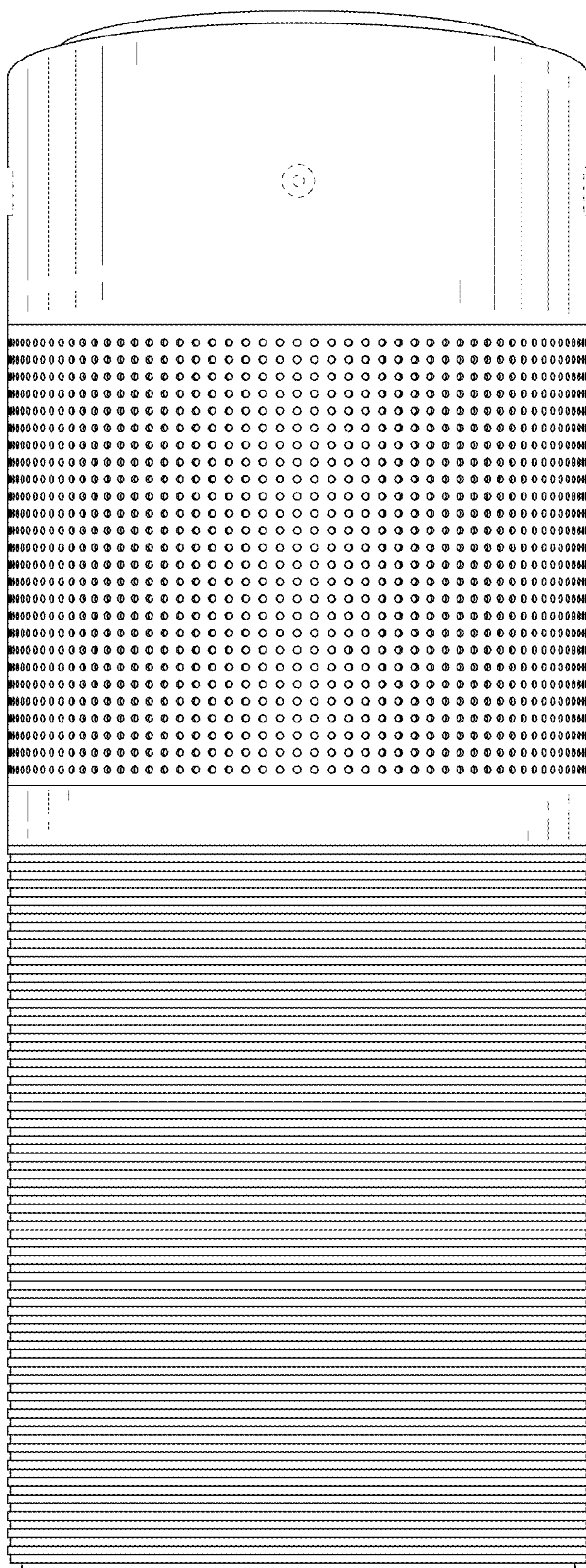


FIG. 4

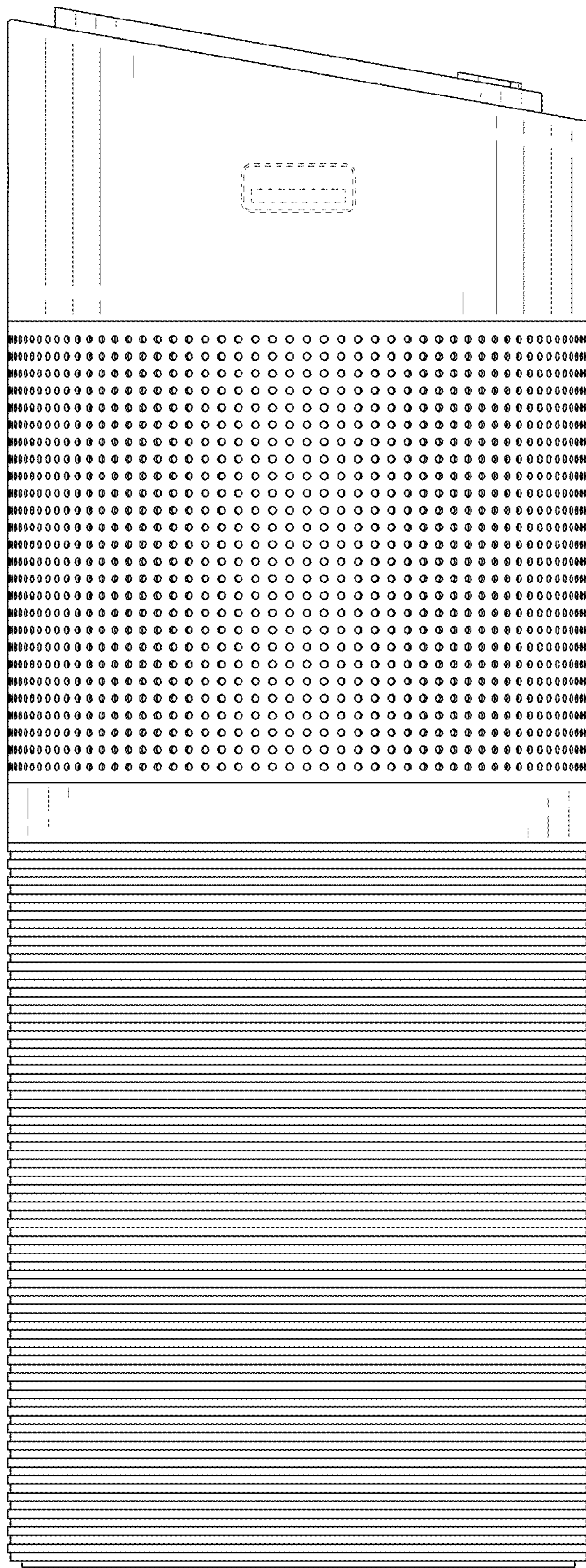


FIG. 5

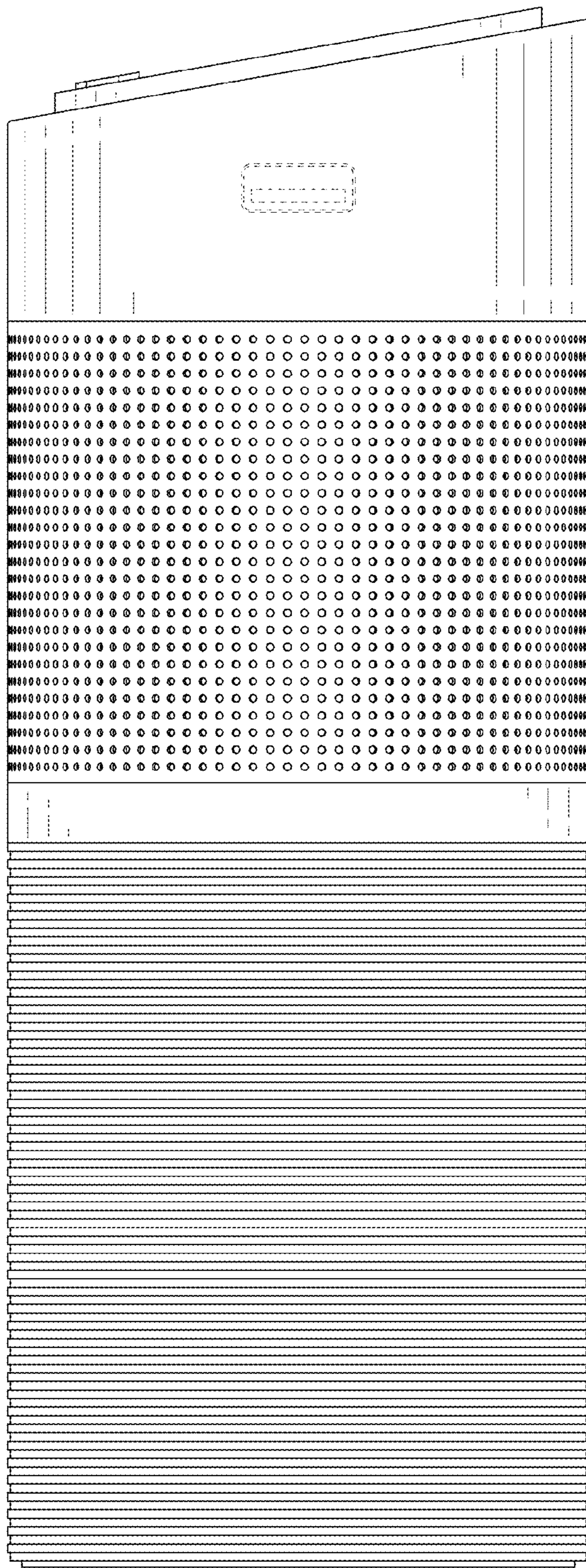


FIG. 6




FIG. 7




FIG. 8