

US00D941974S

(12) **United States Design Patent** (10) **Patent No.:** **US D941,974 S**
Wang et al. (45) **Date of Patent:** **** Jan. 25, 2022**

(54) **HEATING EQUIPMENT**

(71) Applicant: **MIDEA GROUP CO., LTD.**, Foshan (CN)

(72) Inventors: **Weiling Wang**, Guangdong (CN);
Yuqiang Guo, Guangdong (CN)

(73) Assignee: **MIDEA GROUP CO., LTD.**, Foshan (CN)

D397,193 S *	8/1998	Boyle	D23/317
D423,090 S *	4/2000	Barbosa	D23/330
D428,644 S *	7/2000	De' Longhi	D23/330
D449,675 S *	10/2001	Shih	D23/330
D530,412 S *	10/2006	Aydin	D23/330
D785,149 S *	4/2017	De'Longhi	D23/330
D803,998 S *	11/2017	De' Longhi	D23/330
D874,624 S *	2/2020	Liu	D23/335
D881,363 S *	4/2020	Guo	D23/335
D903,074 S *	11/2020	Lei	D23/335
D923,161 S *	6/2021	Lei	D23/330

(**) Term: **15 Years**

(21) Appl. No.: **35/509,917**

(22) Filed: **Apr. 30, 2020**

(80) **Hague Agreement Data**

Int. Filing Date: **Apr. 30, 2020**
 Int. Reg. No.: **DM/209422**
 Int. Reg. Date: **Apr. 30, 2020**
 Int. Reg. Pub. Date: **Jul. 31, 2020**

(30) **Foreign Application Priority Data**

Apr. 8, 2020 (CN) 202030134962.2

(51) **LOC (13) Cl.** **23-03**

(52) **U.S. Cl.**
USPC **D23/330**

(58) **Field of Classification Search**

USPC D23/333, 335-337, 351-354, 388
 CPC F24F 1/00; F24F 1/0007; F24F 1/02; F24F
 1/08; F24F 1/42; F24F 1/56; F24F 1/60;
 F24F 3/044; F24F 3/048; F24F 3/16;
 G05D 23/1905; G05D 23/1932; G05D
 23/1902; G05D 23/1931; G05B 19/0426;
 G05B 19/409; G05B 15/02

See application file for complete search history.

(56) **References Cited**

U.S. PATENT DOCUMENTS

D341,654 S *	11/1993	Wortham	D23/317
D359,344 S *	6/1995	De'Longhi	D23/317

FOREIGN PATENT DOCUMENTS

CN	302688724 S	12/2013
CN	303740890 S	7/2016
JP	D 1679192	2/2021
JP	D 1681939	3/2021

* cited by examiner

Primary Examiner — Natasha Vujcic
 (74) *Attorney, Agent, or Firm* — Morgan, Lewis &
 Bockius LLP

(57) **CLAIM**

The ornamental design for a heating equipment, as shown and described.

DESCRIPTION

1. Heating equipment

1.1 : Front

1.2 : Back

1.3 : Left

1.4 : Right

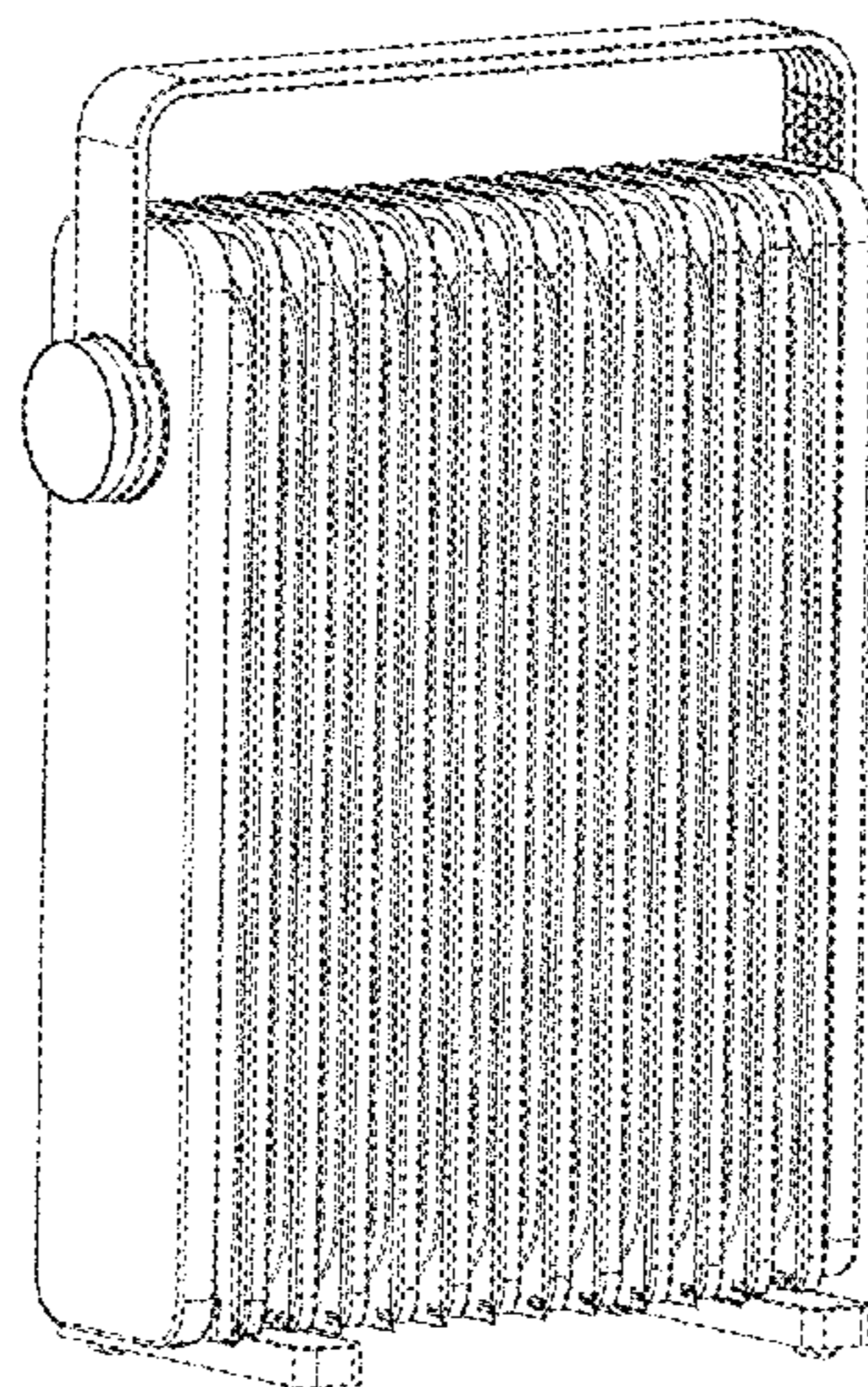
1.5 : Top

1.6 : Bottom

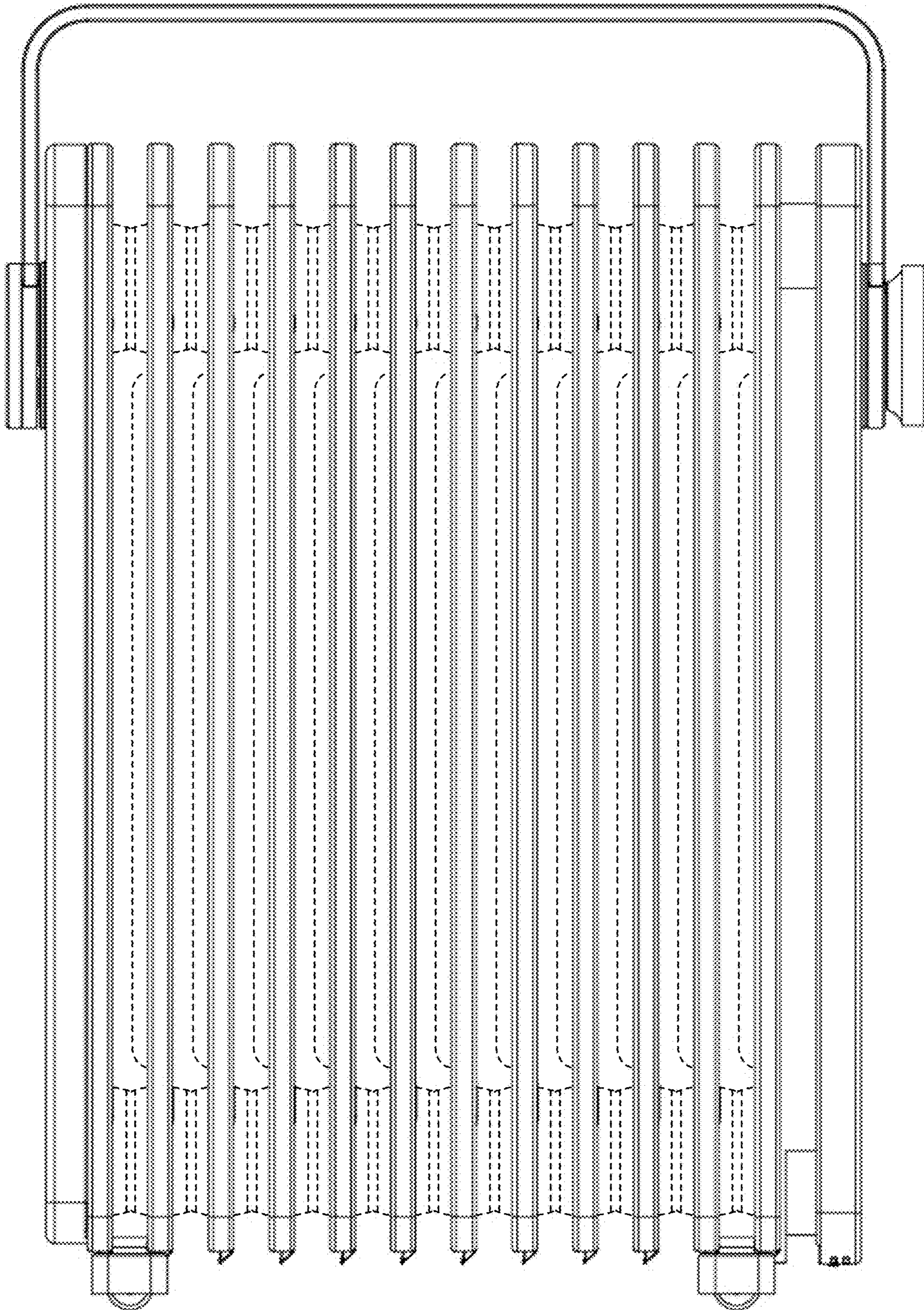
1.7 : Perspective

The broken lines depict portions of the heating equipment that form no part of the claimed design.

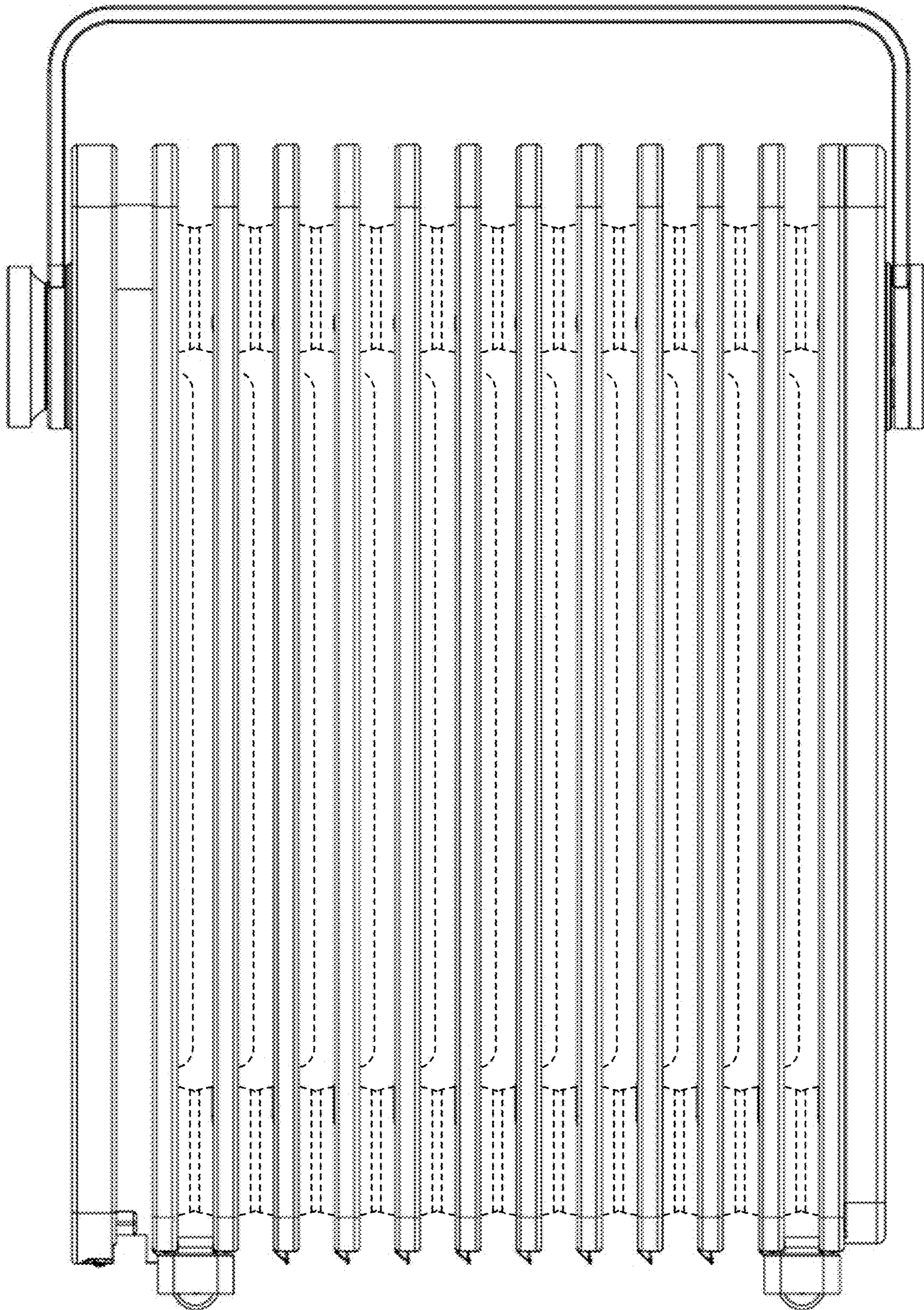
1 Claim, 7 Drawing Sheets



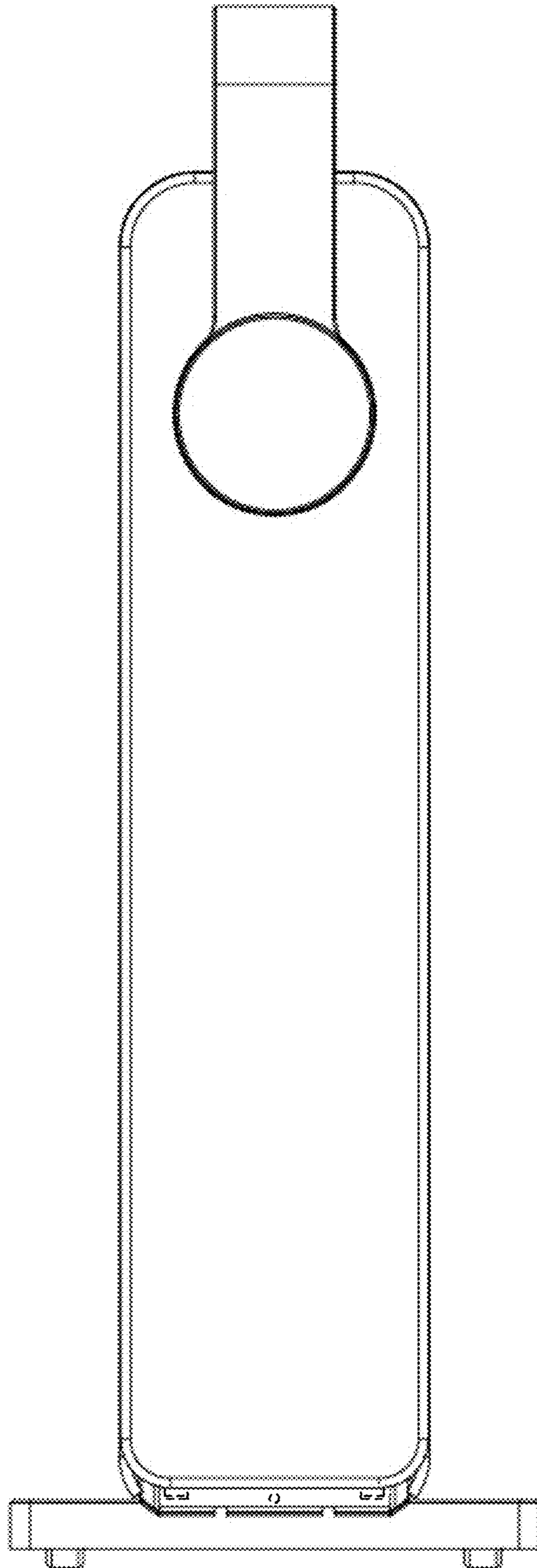
1.1



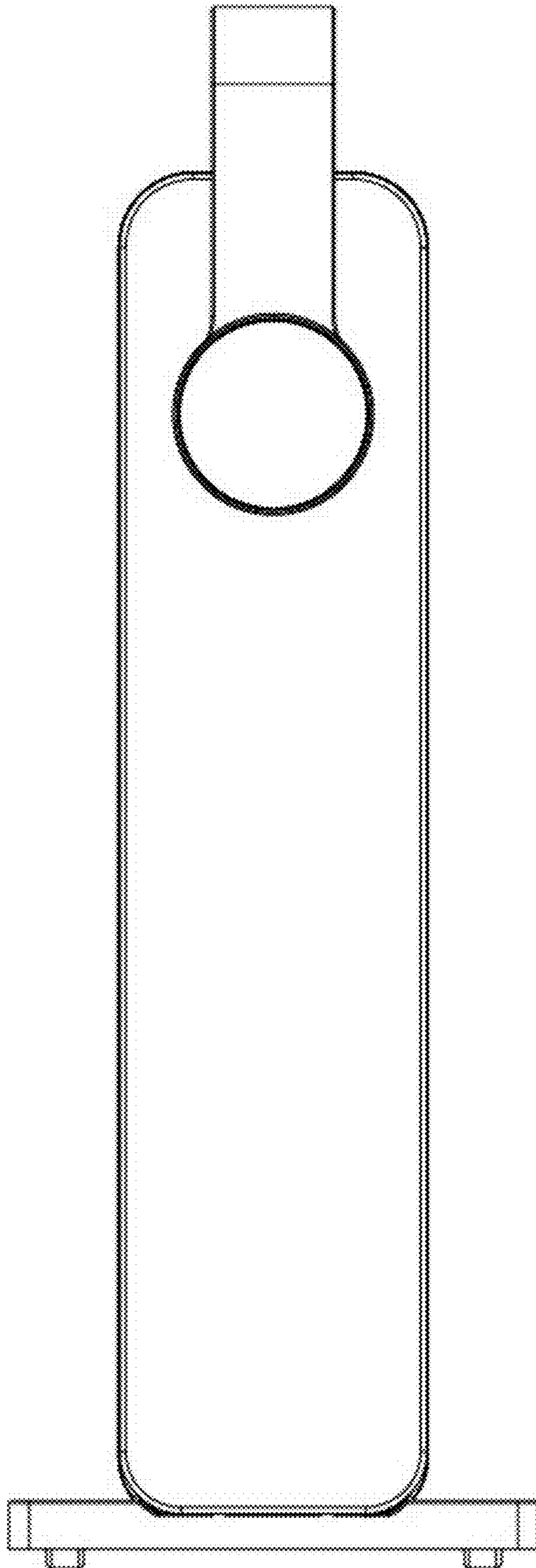
1.2



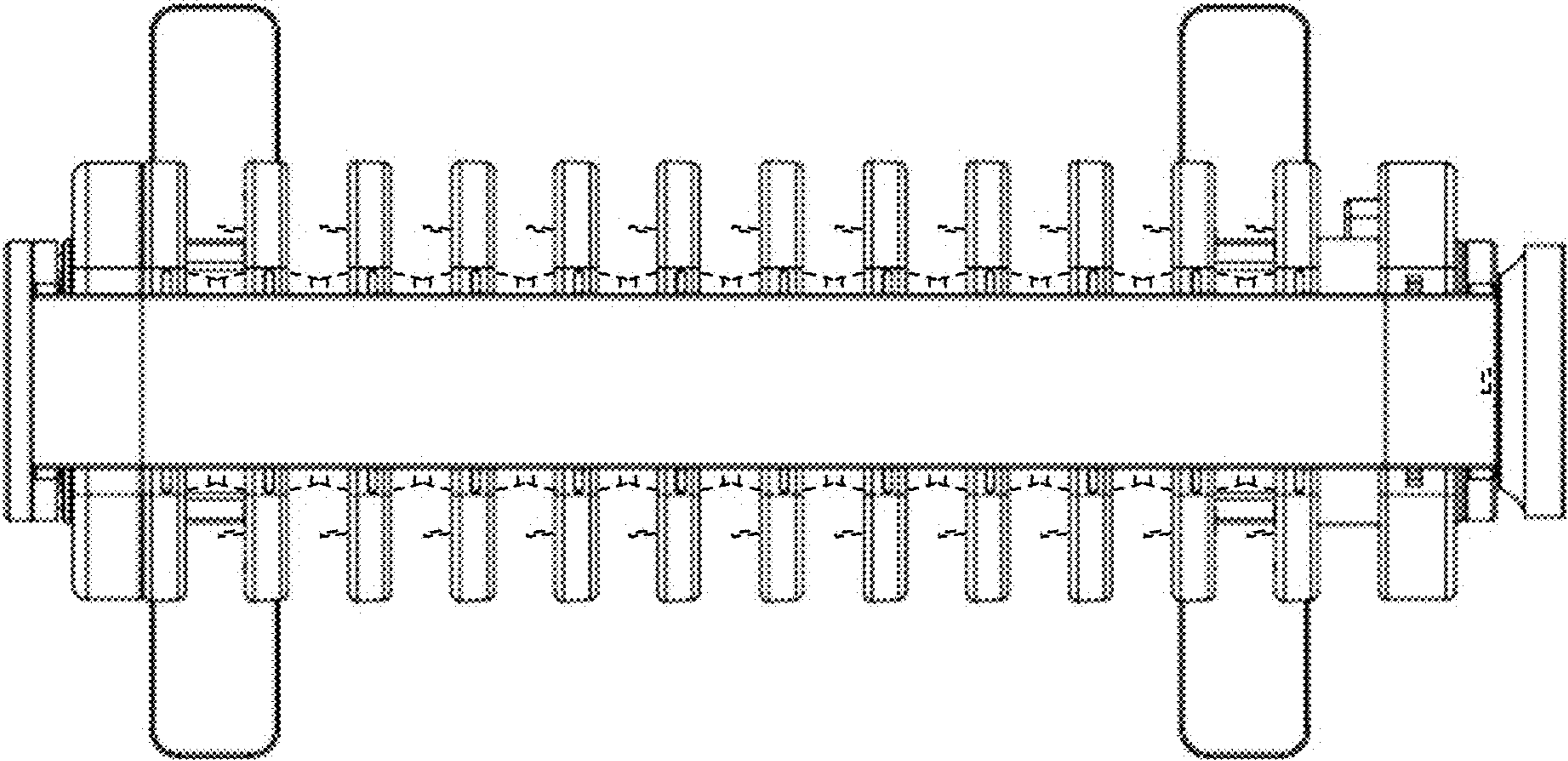
1.3



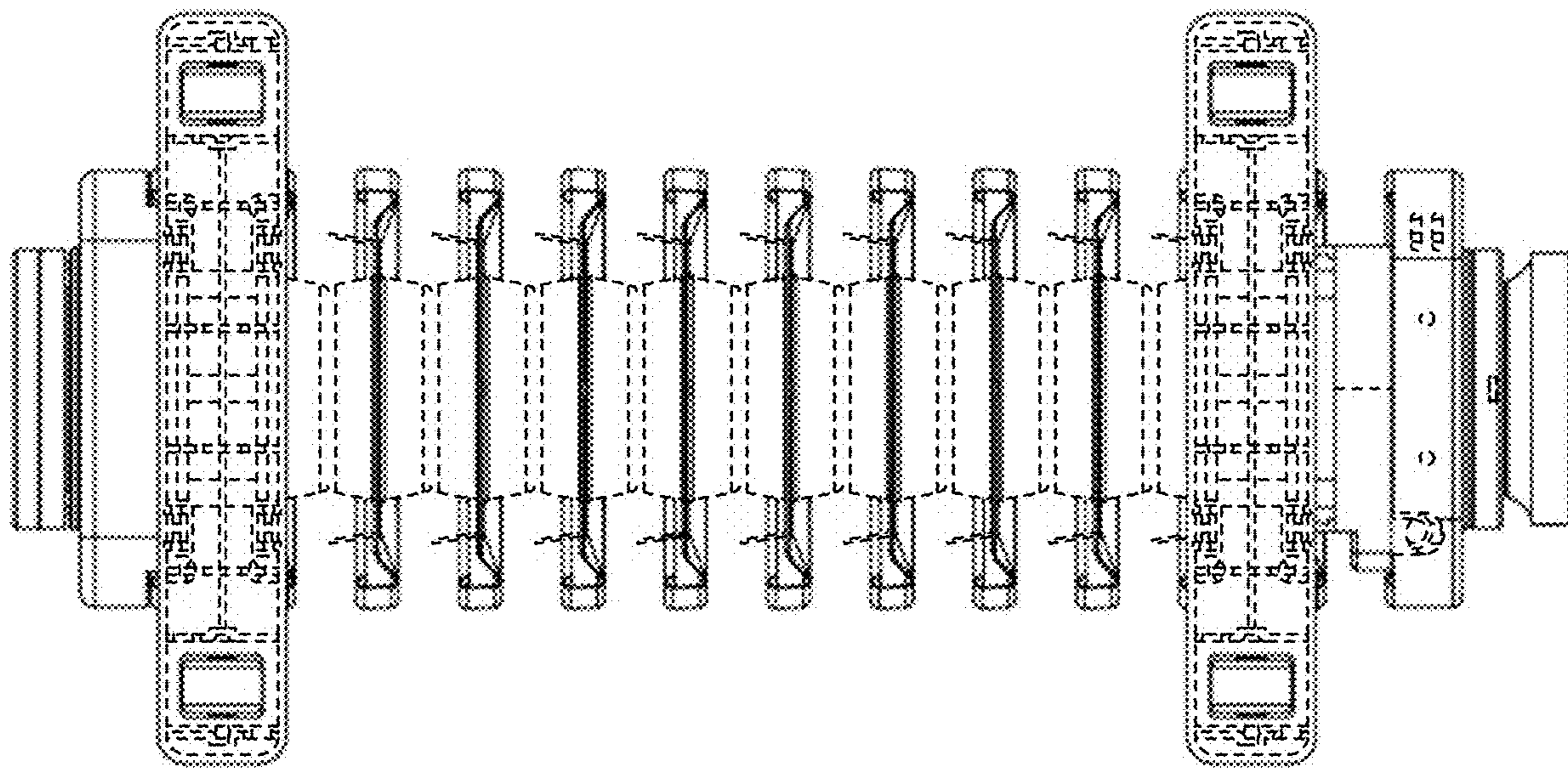
1.4



1.5



1.6



1.7

