



US00D941954S

(12) **United States Design Patent** (10) **Patent No.:** **US D941,954 S**  
**Dolan** (45) **Date of Patent:** **\*\* Jan. 25, 2022**

(54) **LURE KEEPER**  
(71) Applicant: **Steven Dolan**, Lakeland, TN (US)  
(72) Inventor: **Steven Dolan**, Lakeland, TN (US)  
(\*\*) Term: **15 Years**  
(21) Appl. No.: **29/726,374**  
(22) Filed: **Mar. 3, 2020**  
(51) **LOC (13) Cl.** ..... **22-05**  
(52) **U.S. Cl.**  
USPC ..... **D22/139**  
(58) **Field of Classification Search**  
USPC ..... D22/139, 134; D3/260  
CPC ..... A01K 87/00; A01K 97/00; A01K 97/04;  
A01K 97/06  
See application file for complete search history.

D709,589 S \* 7/2014 Zebny ..... D22/134  
D783,120 S \* 4/2017 Martin ..... D22/134  
D807,470 S \* 1/2018 Lewis ..... D22/134  
D846,692 S \* 4/2019 Bryan ..... D22/134  
D889,592 S \* 7/2020 Penrod ..... D22/134  
2018/0317472 A1\* 11/2018 Moffett ..... A01K 97/06

**FOREIGN PATENT DOCUMENTS**

CA 2796106 \* 5/2014 ..... A01K 99/00  
\* cited by examiner

*Primary Examiner* — Catherine R Oliver-Garcia  
(74) *Attorney, Agent, or Firm* — Sanchelima & Associates, P.A.; Christian Sanchelima; Jesus Sanchelima

(57) **CLAIM**

The ornamental design for a lure keeper, as shown and described.

(56) **References Cited**

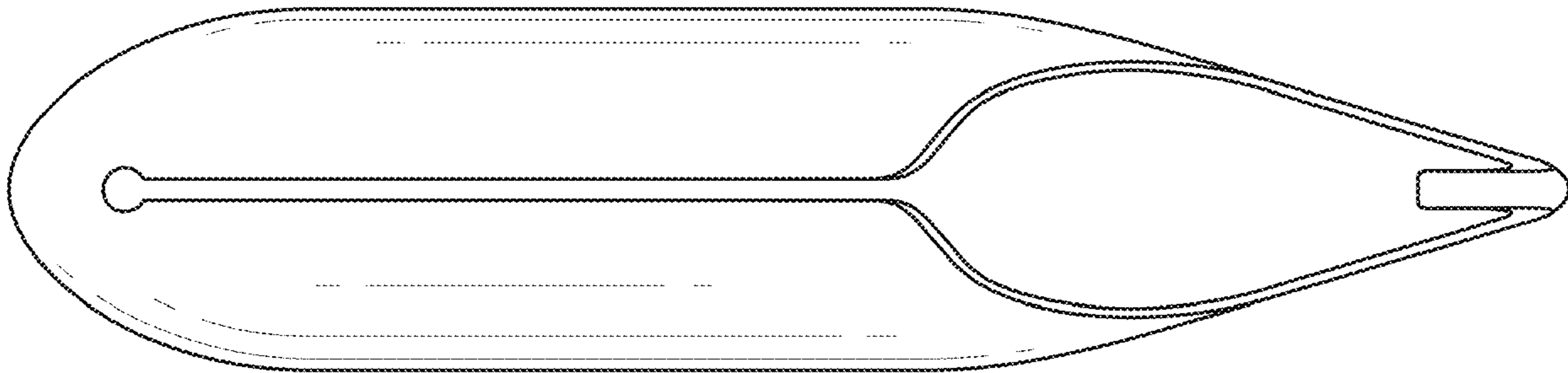
**U.S. PATENT DOCUMENTS**

4,418,490 A \* 12/1983 Ancona ..... A01K 97/06  
43/25.2  
D345,779 S \* 4/1994 Baggett ..... D22/134  
D366,759 S \* 2/1996 Christensen ..... D3/260  
D399,912 S \* 10/1998 Kopp, III ..... D22/126  
D405,499 S \* 2/1999 Beauvais ..... D22/139  
6,023,876 A \* 2/2000 Haddad ..... A01K 97/06  
43/25.2  
D475,432 S \* 6/2003 LaLande ..... D22/126  
6,883,266 B1 \* 4/2005 Valdivia, Sr. .... A01K 97/06  
43/25.2  
D586,876 S \* 2/2009 Kern ..... D22/134  
D663,378 S \* 7/2012 Osman ..... D22/134

**DESCRIPTION**

FIG. 1 is an isometric view of a lure keeper showing my new design;  
FIG. 2 is a front elevational view thereof;  
FIG. 3 is a rear elevational view thereof;  
FIG. 4 is a left side elevational view thereof;  
FIG. 5 is a right elevational view thereof;  
FIG. 6 is a top plan view thereof; and,  
FIG. 7 is a bottom plan view thereof showing my design.  
No claim is made to the fishing rod and lure shown in broken lines, it is shown for illustration purposes only.

**1 Claim, 6 Drawing Sheets**



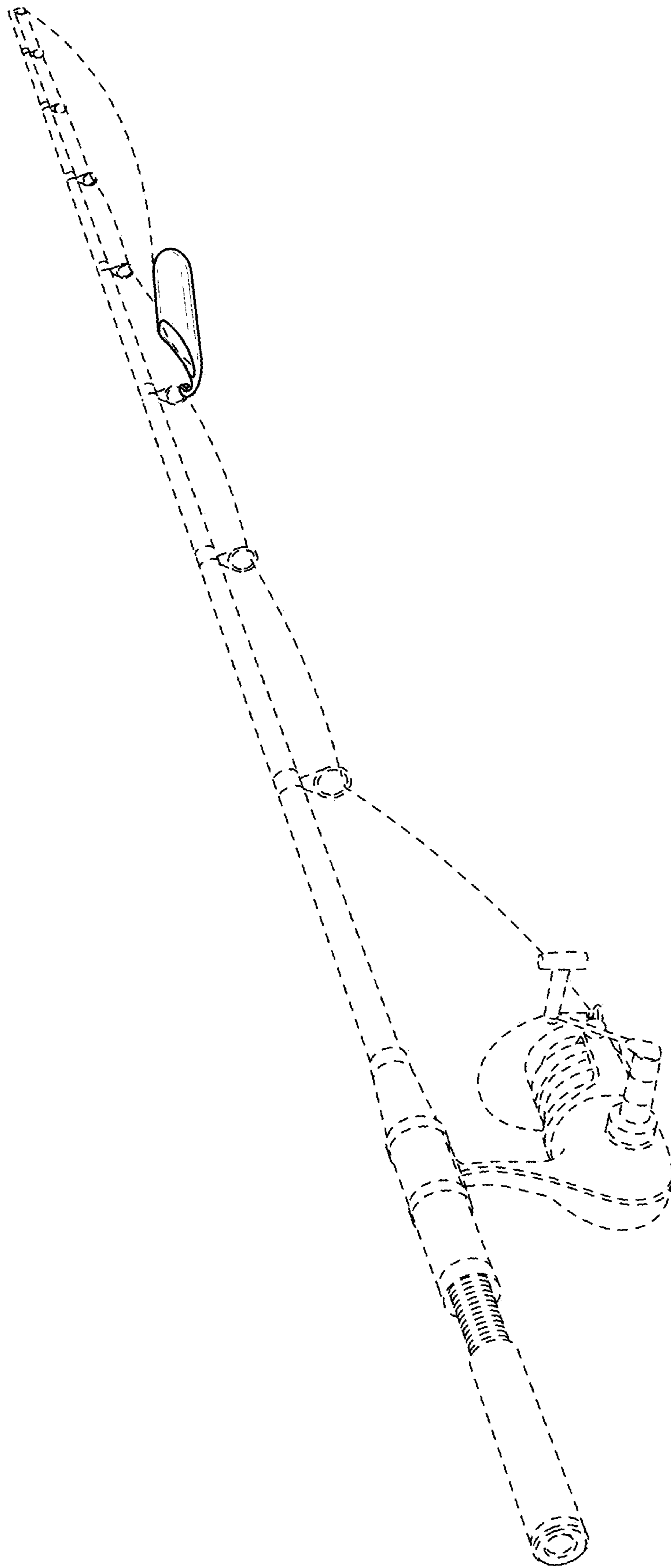


FIG. 1

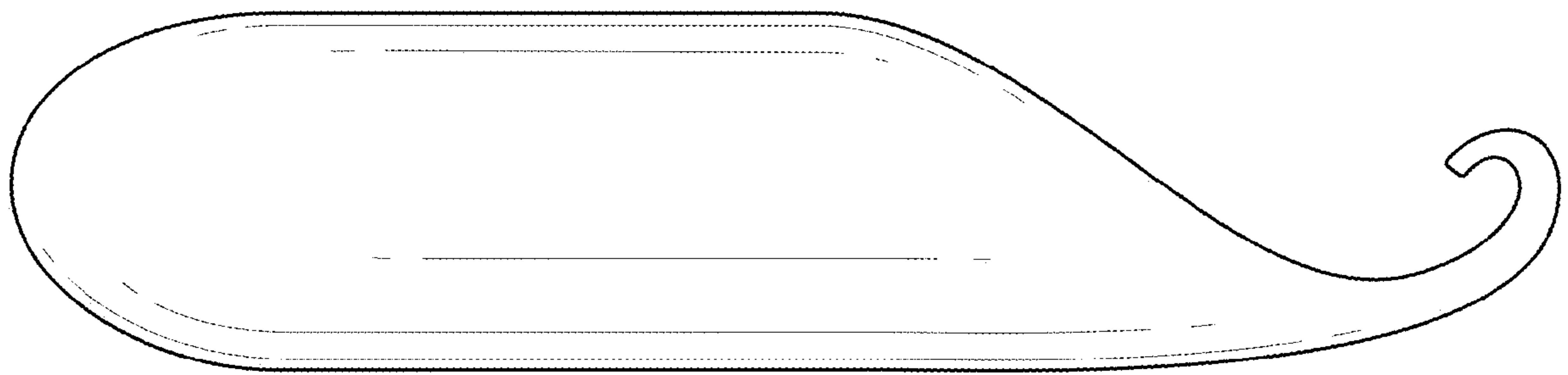


FIG. 2

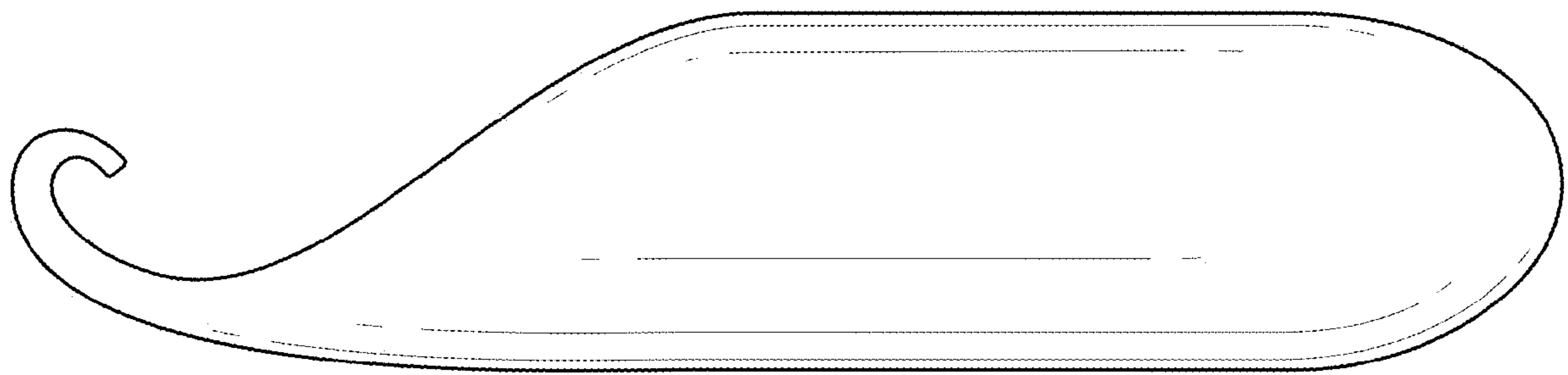


FIG. 3

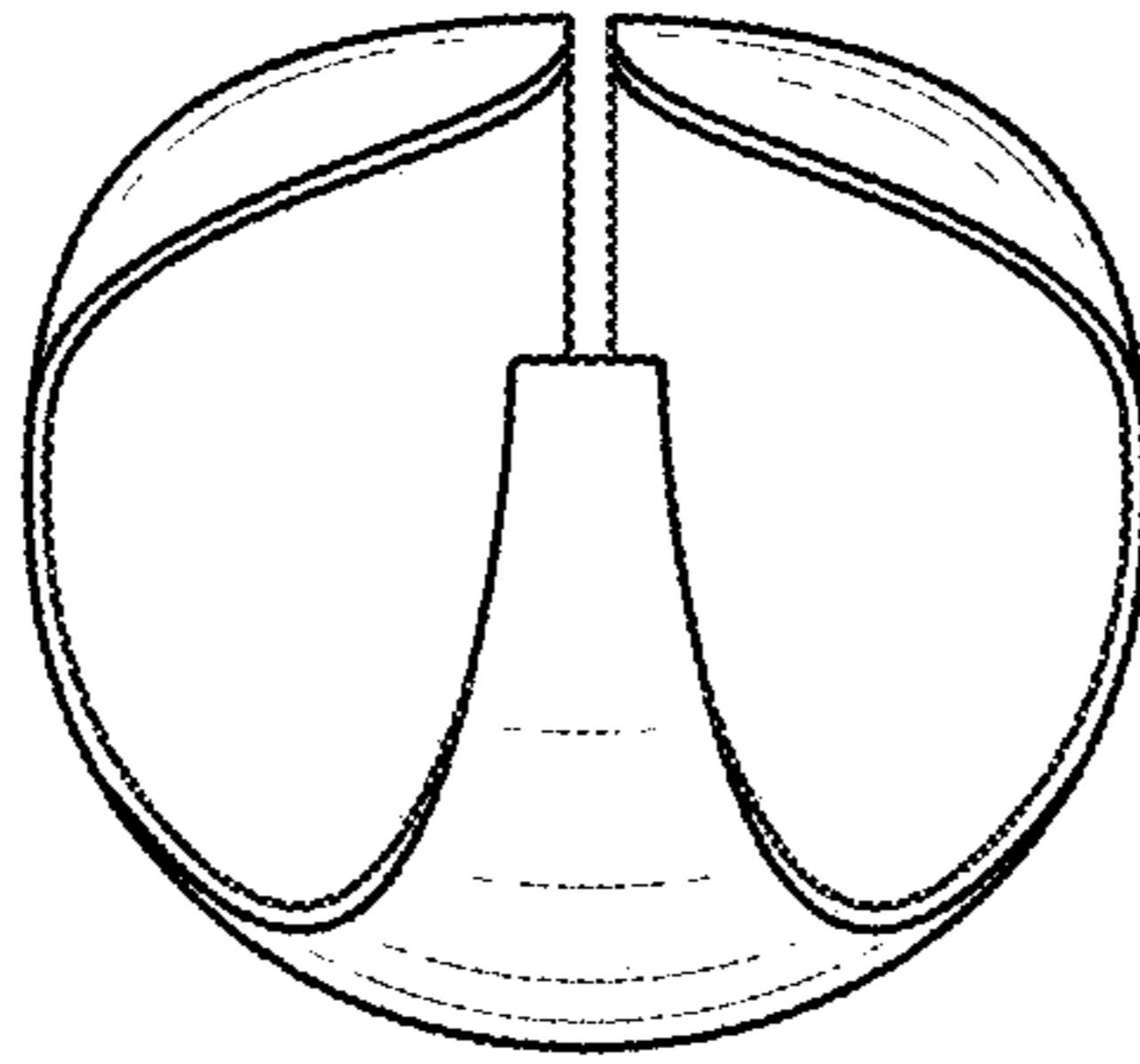


FIG. 4

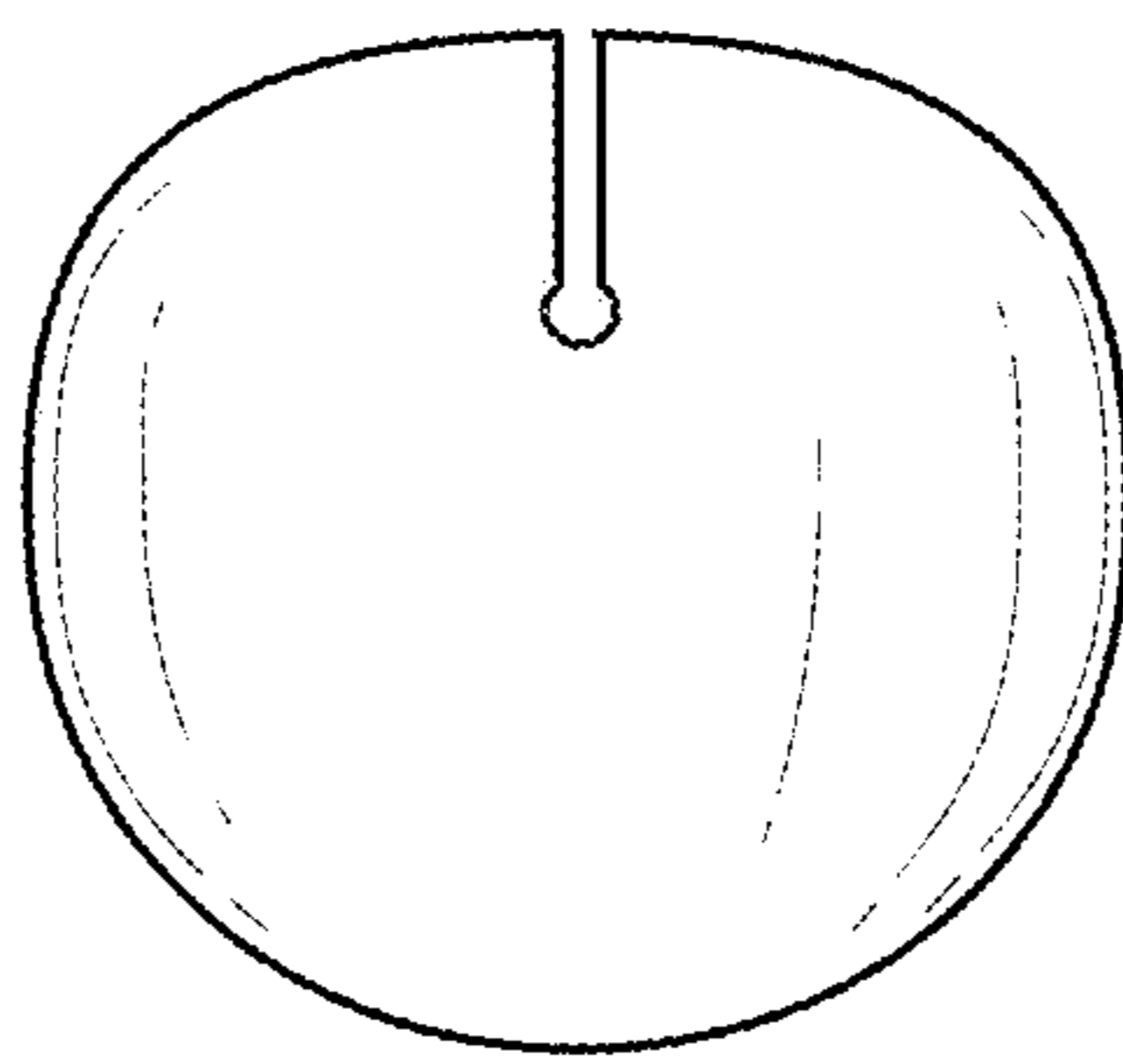


FIG. 5

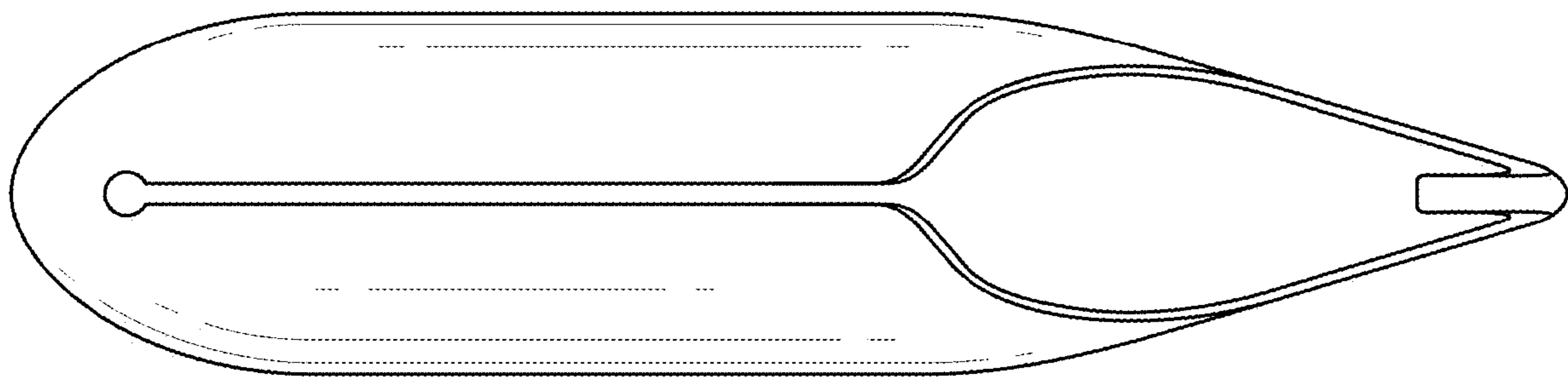


FIG. 6

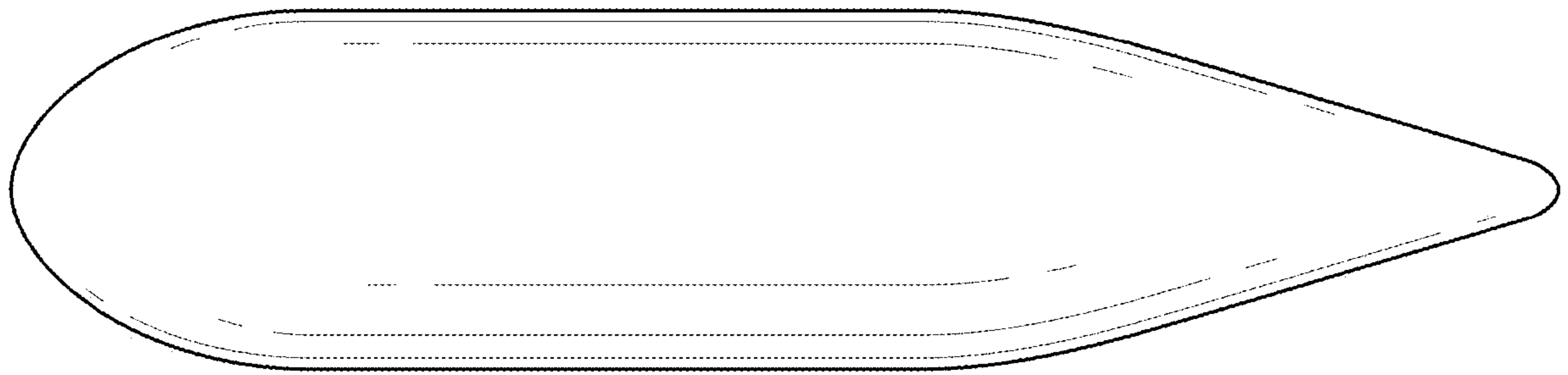


FIG. 7