



US00D941952S

(12) **United States Design Patent**  
**Cai**

(10) **Patent No.:** **US D941,952 S**  
(45) **Date of Patent:** **\*\* Jan. 25, 2022**

(54) **DOG REPELLER**

(71) Applicant: **Xianqiong Cai**, Sichuan (CN)

(72) Inventor: **Xianqiong Cai**, Sichuan (CN)

(\*\*) Term: **15 Years**

(21) Appl. No.: **29/749,193**

(22) Filed: **Sep. 3, 2020**

(51) **LOC (13) Cl.** ..... **22-06**

(52) **U.S. Cl.**  
USPC ..... **D22/120**

(58) **Field of Classification Search**  
USPC ..... D22/120; D10/104.1; D23/366-367;  
D30/110-111  
CPC ..... A01M 1/06; A01M 1/08; A01M 1/026;  
A01M 1/2011; A01M 23/38; A01M  
29/00; A01M 29/12; A01M 29/16; A01M  
29/28; A01M 29/34; A01M 2200/011;  
A01M 2200/012

See application file for complete search history.

(56) **References Cited**

**U.S. PATENT DOCUMENTS**

D410,062 S	*	5/1999	Jan	.....	D22/120
D435,320 S	*	12/2000	Fick	.....	D30/110
D869,598 S	*	12/2019	Gu	.....	D22/120
D897,485 S	*	9/2020	He	.....	D22/120

**OTHER PUBLICATIONS**

Ultrasonic Anti Barking Device . . . <https://www.ipetor.com/dog/training-behavior-aids/ultrasonic-anti-barking-device-outdoor-birdhouse-with-adjustable-ultrasonic-level.html?gclid=>

EAIaIQobChMI7JG6x\_P\_8wIVOQalCR3FowZxEAQYASABEgKuZfD\_BwE—(Year: 2021).\*  
YC—Outdoor Bark Control . . . [https://www.amazon.com/YC%C2%B0-Outdoor-Ultrasonic-Deterrents-Adjustable/dp/B083FNZ29J/ref=sr\\_1\\_7?crid=1USFL8EFB6V1G&keywords=yc+outdoor+bark+control+device%2C+anti+barking+Device&qid=1636069696&qsid=144-4019319-2514811&sprefix=yc+outdoor+bark+control+device%2C+anti+barking+device%2Caps%2C58&sr=8-7&sre](https://www.amazon.com/YC%C2%B0-Outdoor-Ultrasonic-Deterrents-Adjustable/dp/B083FNZ29J/ref=sr_1_7?crid=1USFL8EFB6V1G&keywords=yc+outdoor+bark+control+device%2C+anti+barking+Device&qid=1636069696&qsid=144-4019319-2514811&sprefix=yc+outdoor+bark+control+device%2C+anti+barking+device%2Caps%2C58&sr=8-7&sre) (Year: 2020).\*

\* cited by examiner

*Primary Examiner* — Catherine R Oliver-Garcia  
(74) *Attorney, Agent, or Firm* — ScienBiziP, P.C.

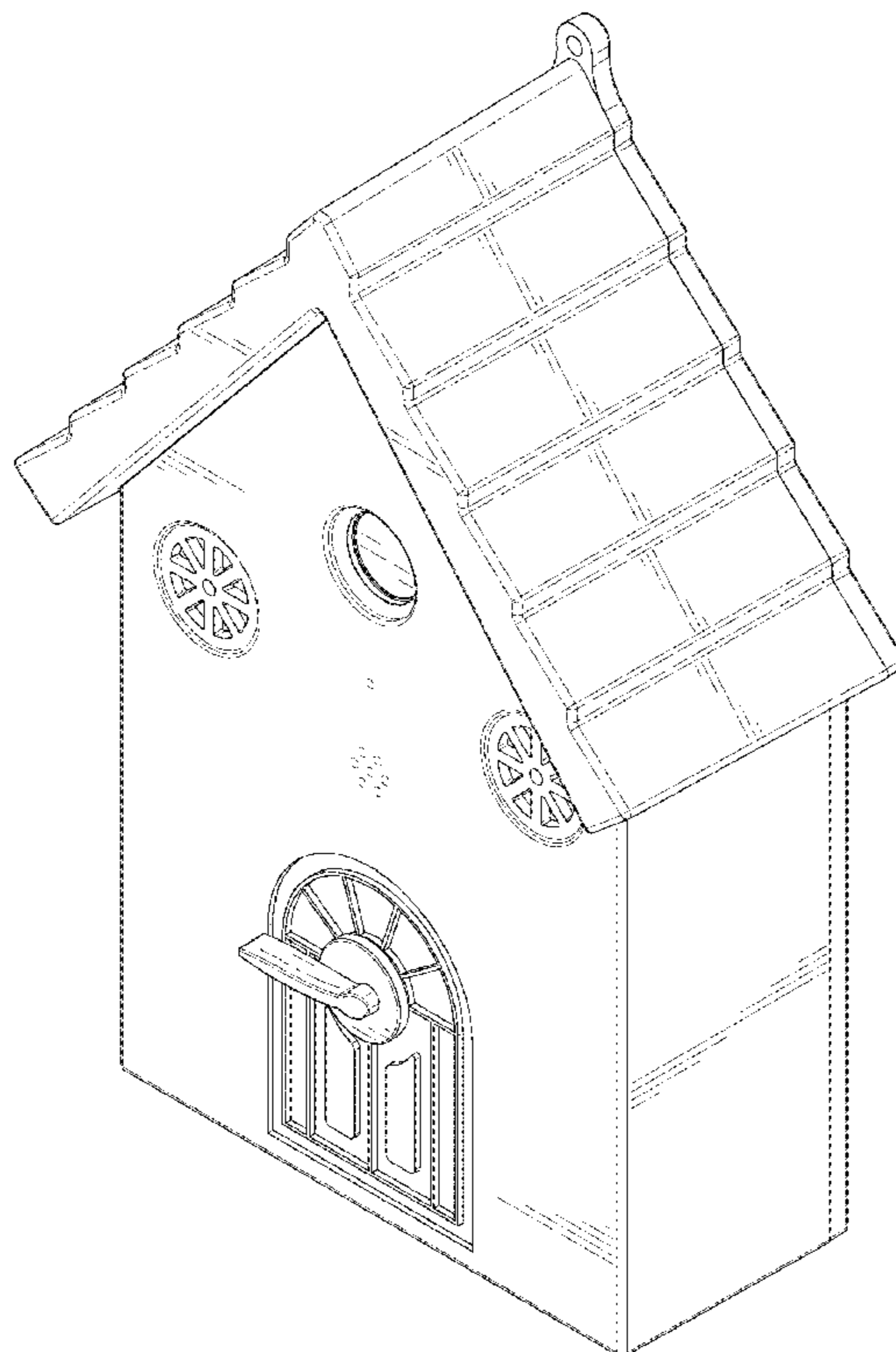
(57) **CLAIM**

The ornamental design for a dog repeller, as shown and described.

**DESCRIPTION**

FIG. 1 is a front perspective view of a dog repeller, showing my design.  
FIG. 2 is a rear perspective view thereof.  
FIG. 3 is a front elevation view thereof.  
FIG. 4 is a rear elevation view thereof.  
FIG. 5 is a left side elevation view thereof.  
FIG. 6 is a right side elevation view thereof.  
FIG. 7 is a top plan view thereof; and,  
FIG. 8 is a bottom plan view thereof.  
The broken lines in the drawings depict environmental structure and form no part of the claimed design.

**1 Claim, 8 Drawing Sheets**






FIG.1



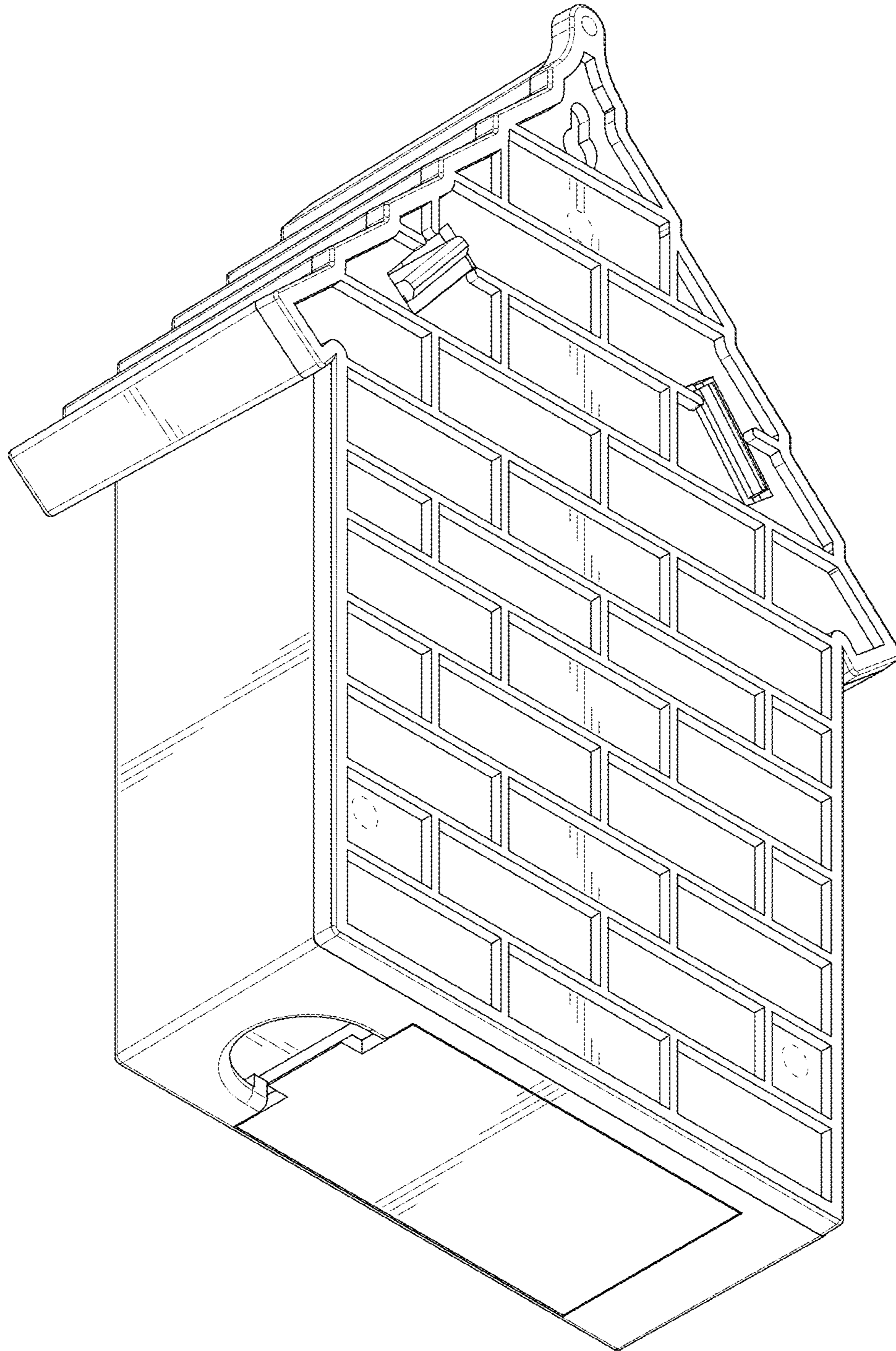


FIG.2




FIG.3

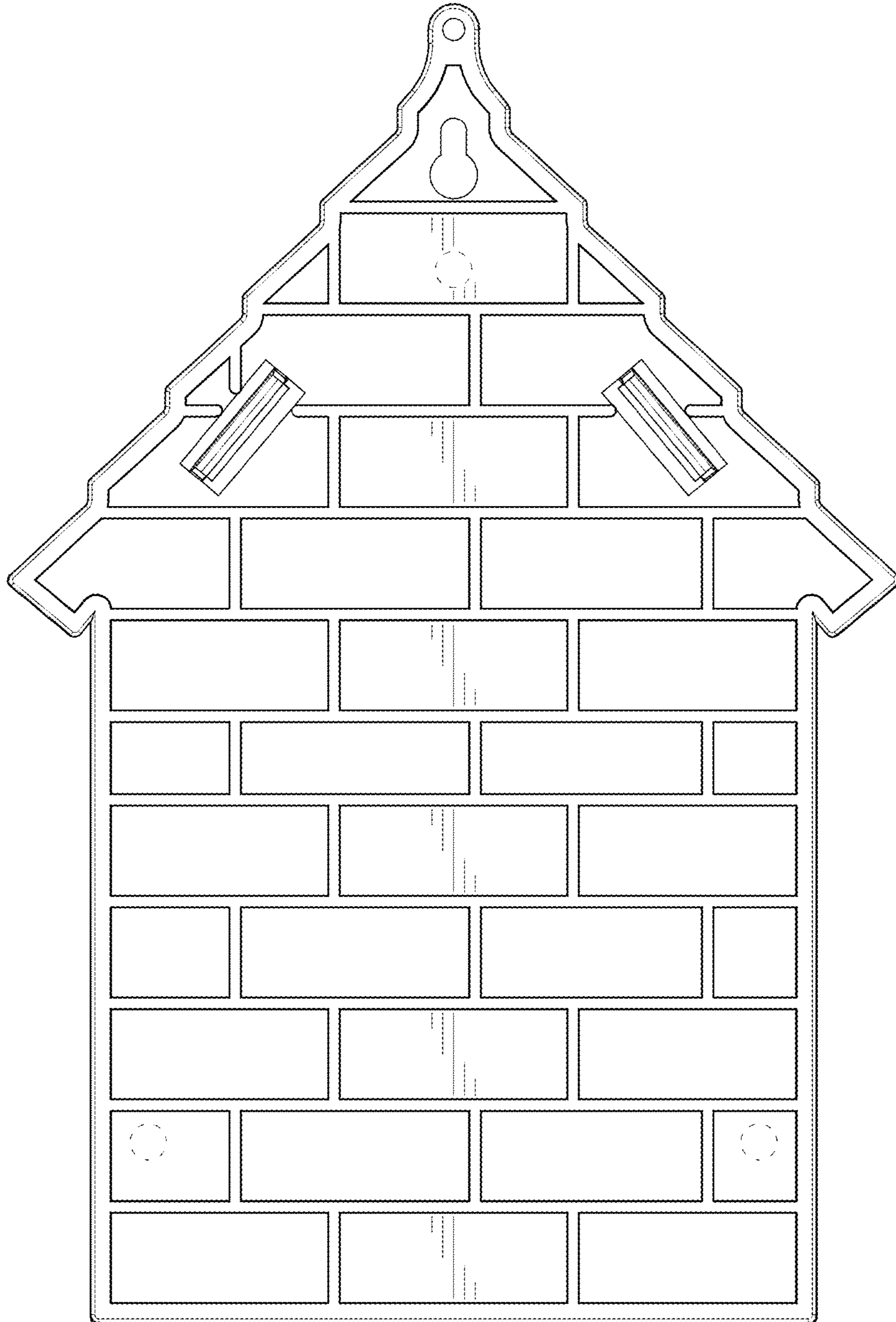


FIG.4

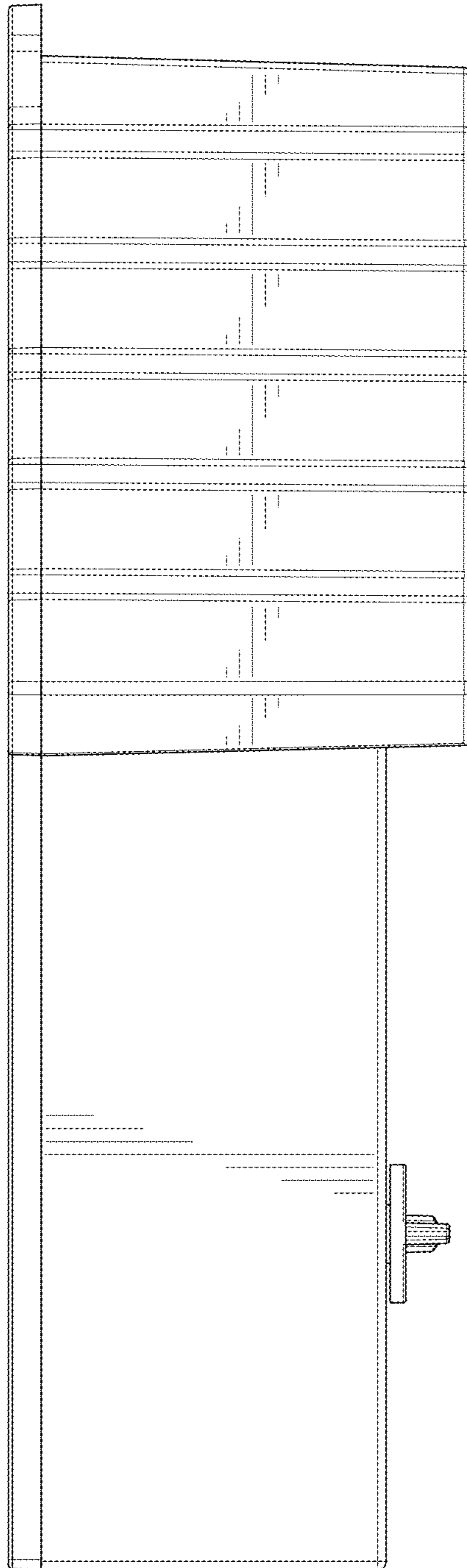


FIG.5

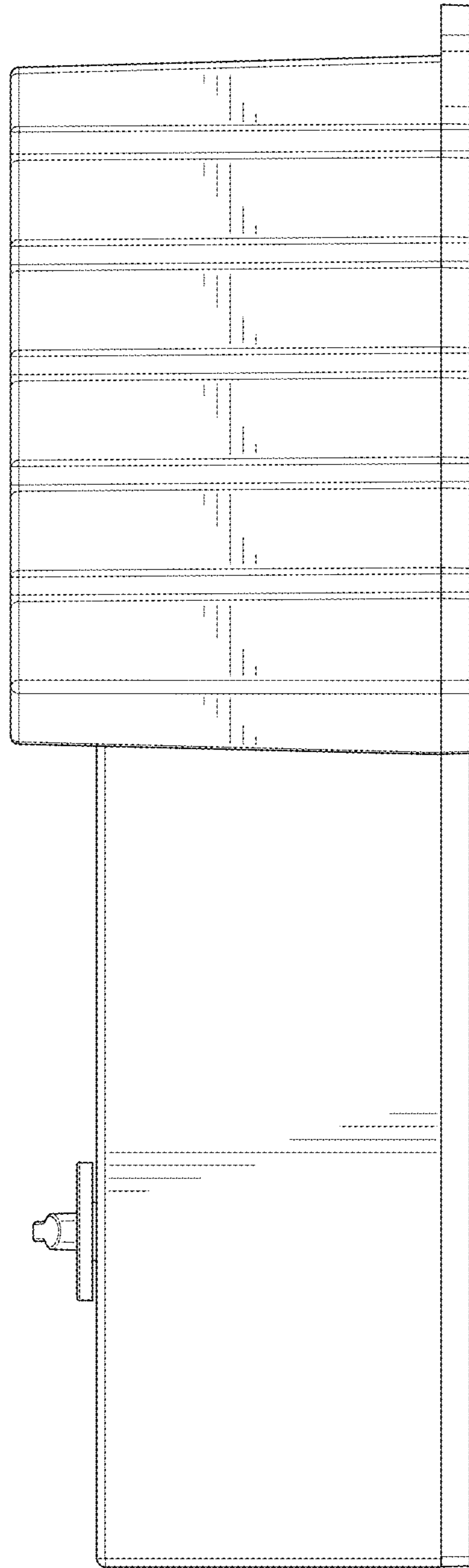


FIG.6



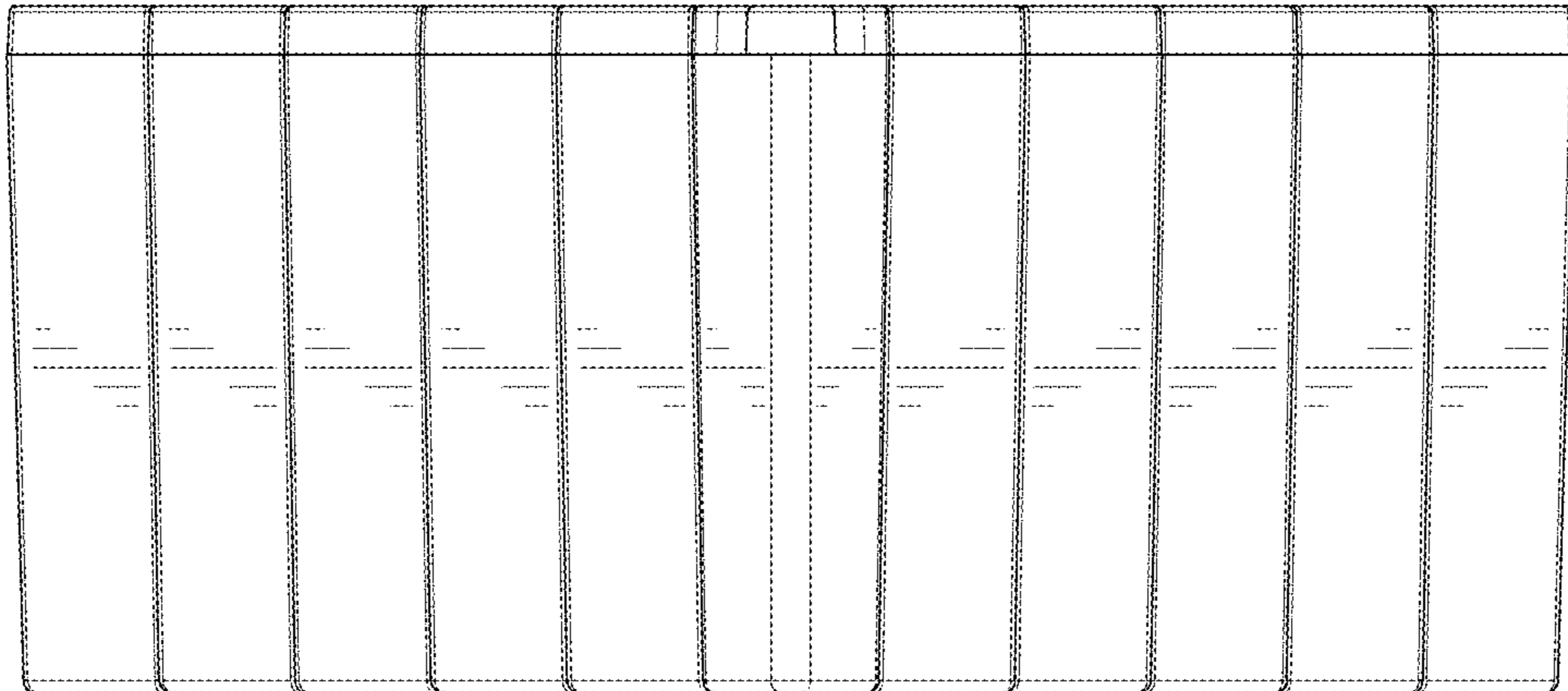


FIG. 7



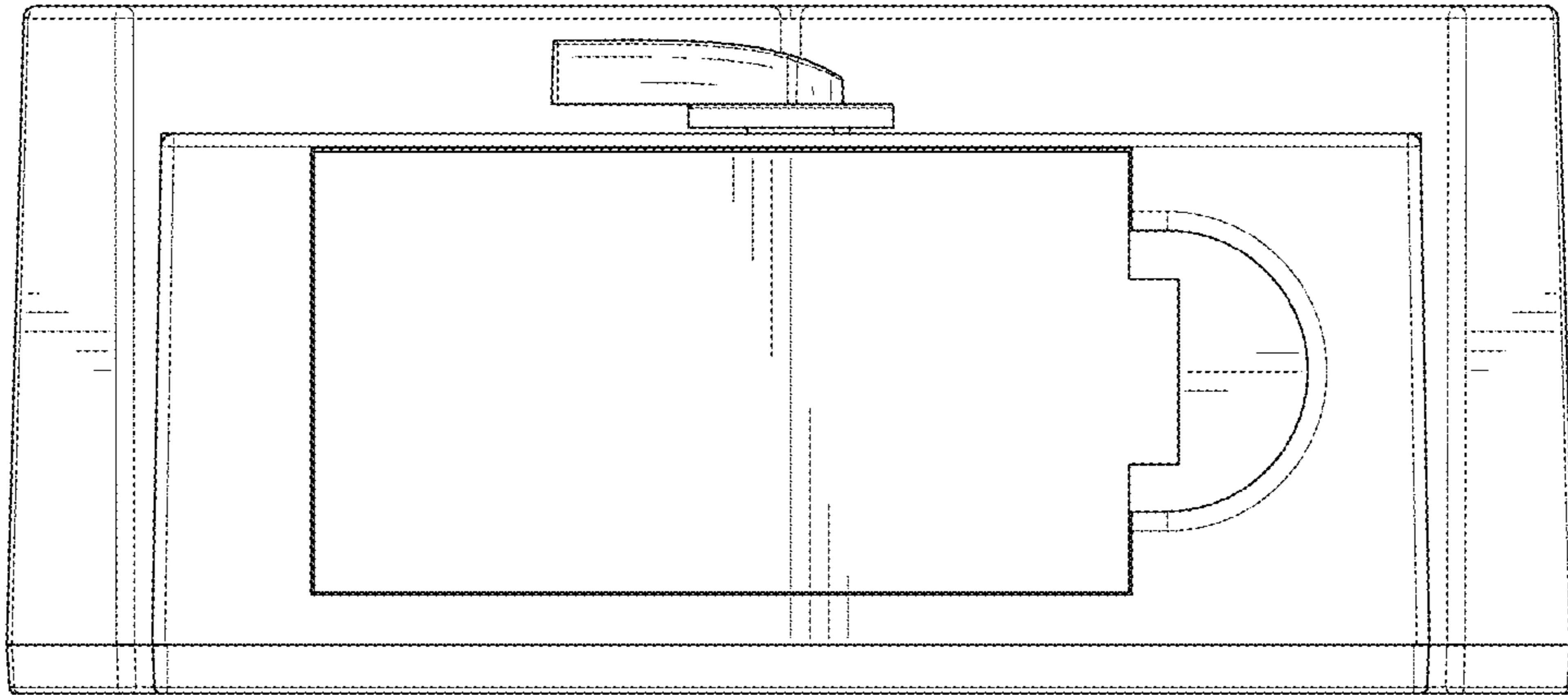


FIG.8