



US00D941950S

(12) **United States Design Patent**
McElwain

(10) **Patent No.:** **US D941,950 S**

(45) **Date of Patent:** **** Jan. 25, 2022**

(54) **TENT STAKE**

(71) Applicant: **Big Agnes, Inc.**, Steamboat Springs,
CO (US)

(72) Inventor: **William Stafford McElwain**, Seattle,
WA (US)

(73) Assignee: **Big Agnes, Inc.**, Steamboat Springs,
CO (US)

(**) Term: **15 Years**

(21) Appl. No.: **29/729,713**

(22) Filed: **Mar. 30, 2020**

(51) **LOC (13) Cl.** **21-04**

(52) **U.S. Cl.**
USPC **D21/840**

(58) **Field of Classification Search**
USPC D21/840; D8/1, 388, 391
CPC E04H 15/62
See application file for complete search history.

(56) **References Cited**

U.S. PATENT DOCUMENTS

240,662	A *	4/1881	Cole	E04H 15/62 135/118
1,555,322	A	9/1925	Kleinhesselink		
2,149,081	A	2/1939	Wright		
D208,013	S *	6/1967	Carr-Harris	D21/840
D209,439	S *	11/1967	Diederich	D21/840
3,456,660	A	7/1969	Borchardt		
3,635,232	A *	1/1972	Rotheiser	E04H 15/62 135/118
D230,218	S *	1/1974	Freiling	D21/840
3,788,336	A	1/1974	Steffes		
D243,614	S *	3/1977	Russo	D25/126

4,185,424	A	1/1980	Streit		
D292,060	S *	9/1987	Kerber	D21/840
D339,738	S *	9/1993	Blancett	D21/840
D365,169	S	12/1995	Fillipp		
D438,435	S *	3/2001	Whyte	D8/1
6,938,384	B1 *	9/2005	Hodge	E04H 15/62 135/118
7,472,874	B2	1/2009	Gross et al.		
D658,259	S	4/2012	Zhou et al.		
D710,661	S *	8/2014	Lu	D8/1
D732,624	S *	6/2015	Esarey	D21/840

* cited by examiner

Primary Examiner — Cynthia M. Chin

(74) *Attorney, Agent, or Firm* — Holzer Patel Drennan

(57) **CLAIM**

I claim the ornamental design for the tent stake, as shown and described.

DESCRIPTION

FIG. 1 is a perspective view of a tent stake showing my new design.

FIG. 2 is a bottom plan view of the tent stake of FIG. 1.

FIG. 3 is a top plan view of the tent stake of FIG. 1.

FIG. 4 is a right side elevation view of the of the tent stake of FIG. 1.


FIG. 5 is a left side elevation view of the of the tent stake of FIG. 1.

FIG. 6 is a back side elevation view of the tent stake of FIG. 1; and,

FIG. 7 is a front side elevation view of the tent stake of FIG. 1.

The broken away symbols in the drawings indicate the appearance of any portion of the article between the break lines forms no part of the claimed design.

1 Claim, 4 Drawing Sheets



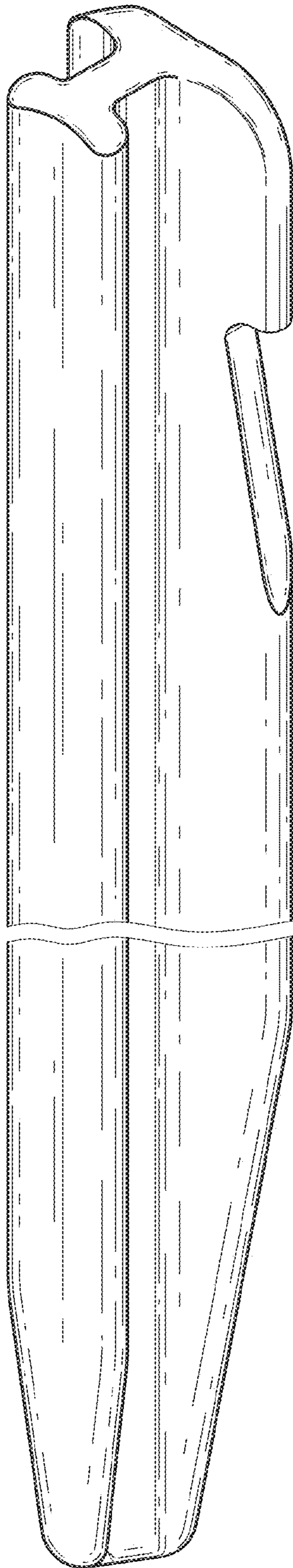


FIG. 1

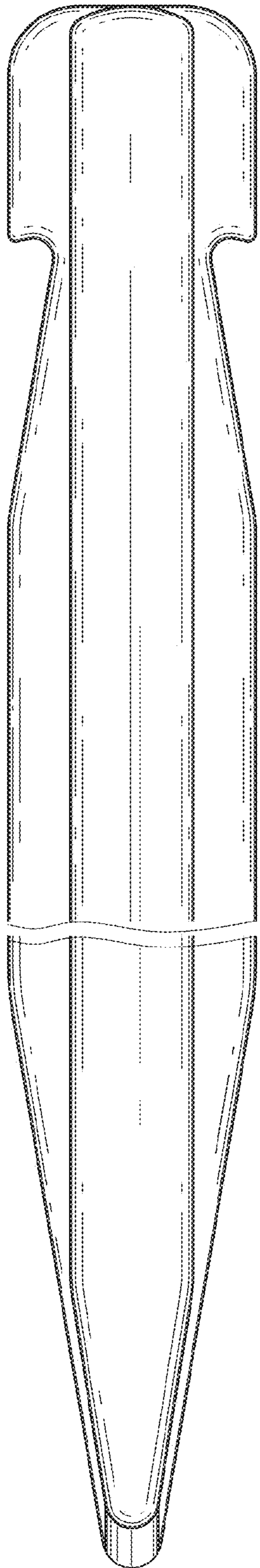


FIG. 2




FIG. 3




FIG. 4




FIG. 5




FIG. 6

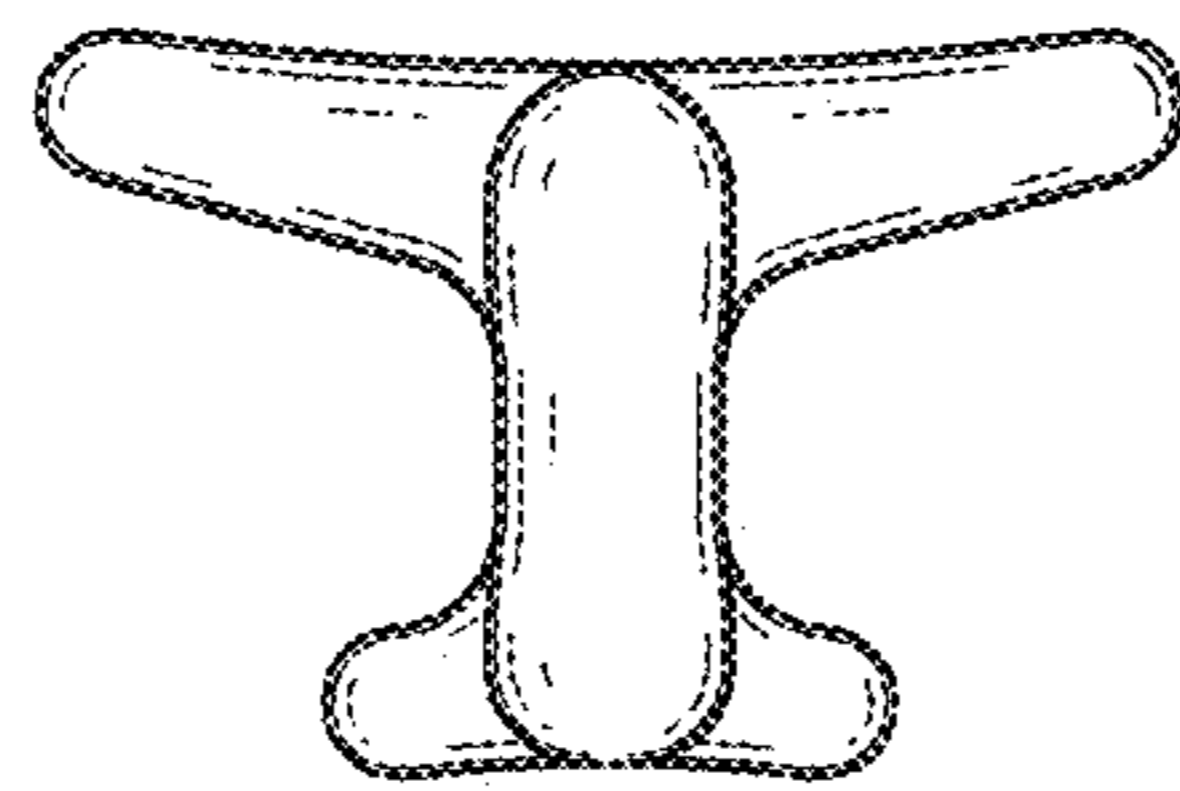


FIG. 7