



US00D941943S

(12) **United States Design Patent** (10) **Patent No.:** **US D941,943 S**  
**van Straaten** (45) **Date of Patent:** **\*\* Jan. 25, 2022**

(54) **INFLATABLE EXERCISE DEVICE**

8,671,484 B1 \* 3/2014 Logiodice ..... A47D 15/005  
5/655

(71) Applicant: **Willem Johannes van Straaten,**  
Johannesburg (ZA)

D831,761 S \* 10/2018 Stricklin ..... D21/688  
D909,093 S \* 2/2021 Shi ..... D6/601  
2004/0033873 A1 2/2004 Straaten

(72) Inventor: **Willem Johannes van Straaten,**  
Johannesburg (ZA)

(Continued)

(\*\*) Term: **15 Years**

CN 303993192 S 1/2017  
TW M461447 U 9/2013

(21) Appl. No.: **29/726,988**

FOREIGN PATENT DOCUMENTS

(22) Filed: **Mar. 6, 2020**

OTHER PUBLICATIONS

(51) **LOC (13) Cl.** ..... **21-02**

Office Action of the ROC (Taiwan) Intellectual Property Office dated Jan. 18, 2021 in Taiwan Design Patent Application 109302248.

(52) **U.S. Cl.**  
USPC ..... **D21/688**

(Continued)

(58) **Field of Classification Search**  
USPC ..... D21/662, 686, 687, 688, 689, 694, 712;  
D24/101; D6/601  
See application file for complete search history.

*Primary Examiner* — Khawaja Anwar  
*Assistant Examiner* — Julice Seung Eun Oum  
(74) *Attorney, Agent, or Firm* — Barnes & Thornburg LLP

(56) **References Cited**

(57) **CLAIM**

U.S. PATENT DOCUMENTS

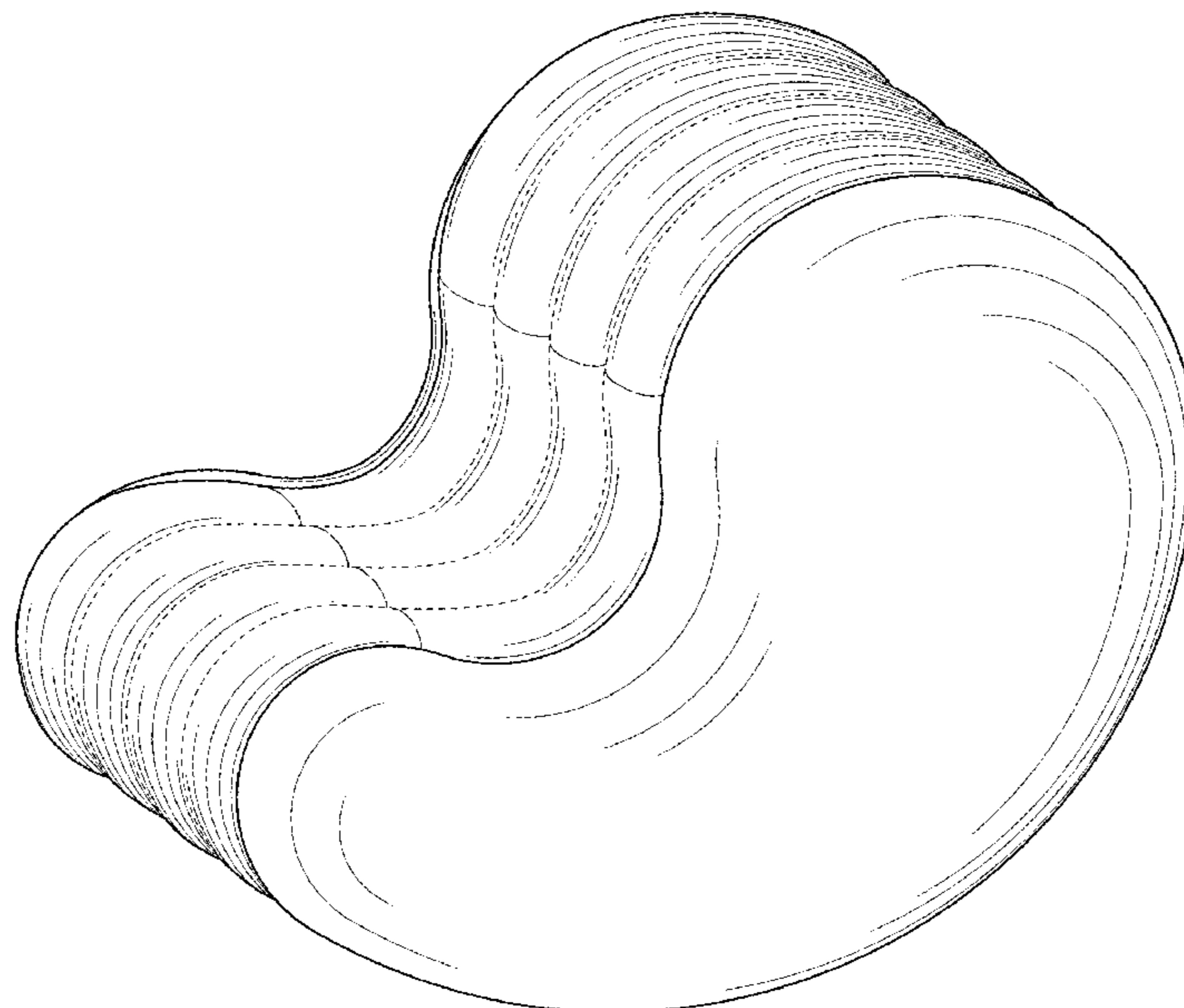
I claim the ornamental design for an inflatable exercise device, as shown and described.

- 3,102,280 A \* 9/1963 Williams ..... B63B 34/00  
441/130
- 4,027,888 A \* 6/1977 Wilcox ..... A47C 3/16  
297/452.17
- D360,665 S 7/1995 Hatfield
- D361,905 S \* 9/1995 Adams ..... D6/334
- 5,605,526 A \* 2/1997 Hatfield ..... A47C 3/029  
482/129
- 7,033,307 B2 4/2006 Van Straaten
- D523,494 S 6/2006 Van Straaten
- D523,913 S 6/2006 Van Straaten
- D524,385 S \* 7/2006 Webb ..... D21/687
- D526,033 S 8/2006 Van Straaten et al.
- D526,369 S 8/2006 Van Straaten
- 7,134,988 B2 11/2006 Van Straaten
- D555,741 S \* 11/2007 Wachtfogel ..... D21/662
- D571,871 S \* 6/2008 Backstrand ..... D21/686
- D576,692 S \* 9/2008 Walsh ..... D21/680
- D581,174 S \* 11/2008 Beckerman ..... D6/346

**DESCRIPTION**

FIG. 1 is a perspective view of an inflatable exercise device;  
FIG. 2 is a front elevation view thereof;  
FIG. 3 is a rear side elevation view thereof;  
FIG. 4 is a left side elevational view thereof;  
FIG. 5 is a right side elevational view thereof;  
FIG. 6 is a top plan view thereof; and,  
FIG. 7 is a bottom plan view thereof.  
The broken lines in FIGS. 1-7 represent portions of the inflatable exercise device that form no part of the claimed design.

**1 Claim, 7 Drawing Sheets**



(56)

**References Cited**

U.S. PATENT DOCUMENTS

2006/0014613 A1 1/2006 Straaten et al.  
2013/0274080 A1\* 10/2013 Matsushita ..... A47C 7/029  
482/142  
2021/0236300 A1\* 8/2021 Meyer ..... A61F 2/4465

OTHER PUBLICATIONS

International Search Report and Written Opinion dated Jul. 15, 2020  
in International Patent Application PCT/US2020/021521.

\* cited by examiner

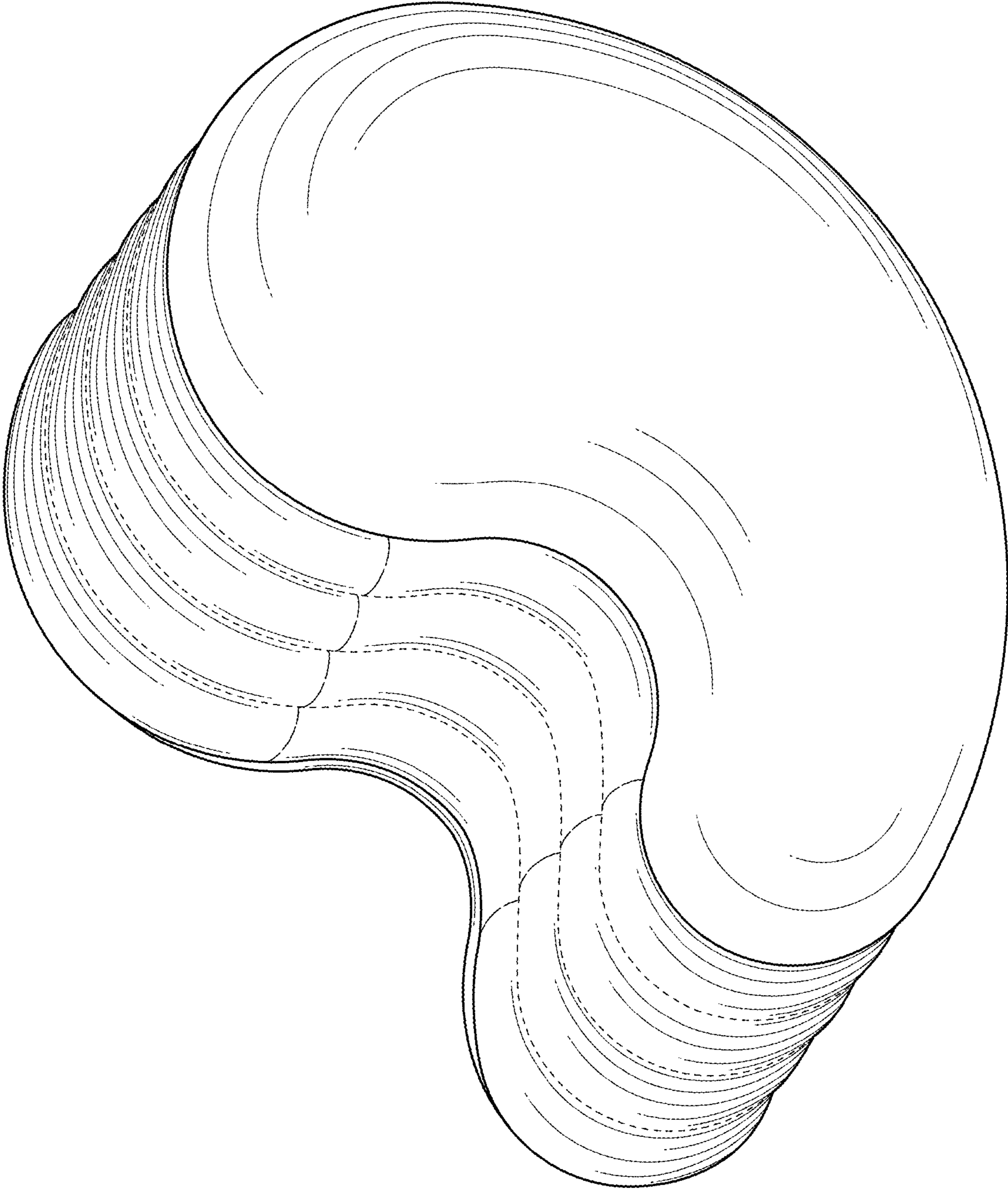


FIG. 1

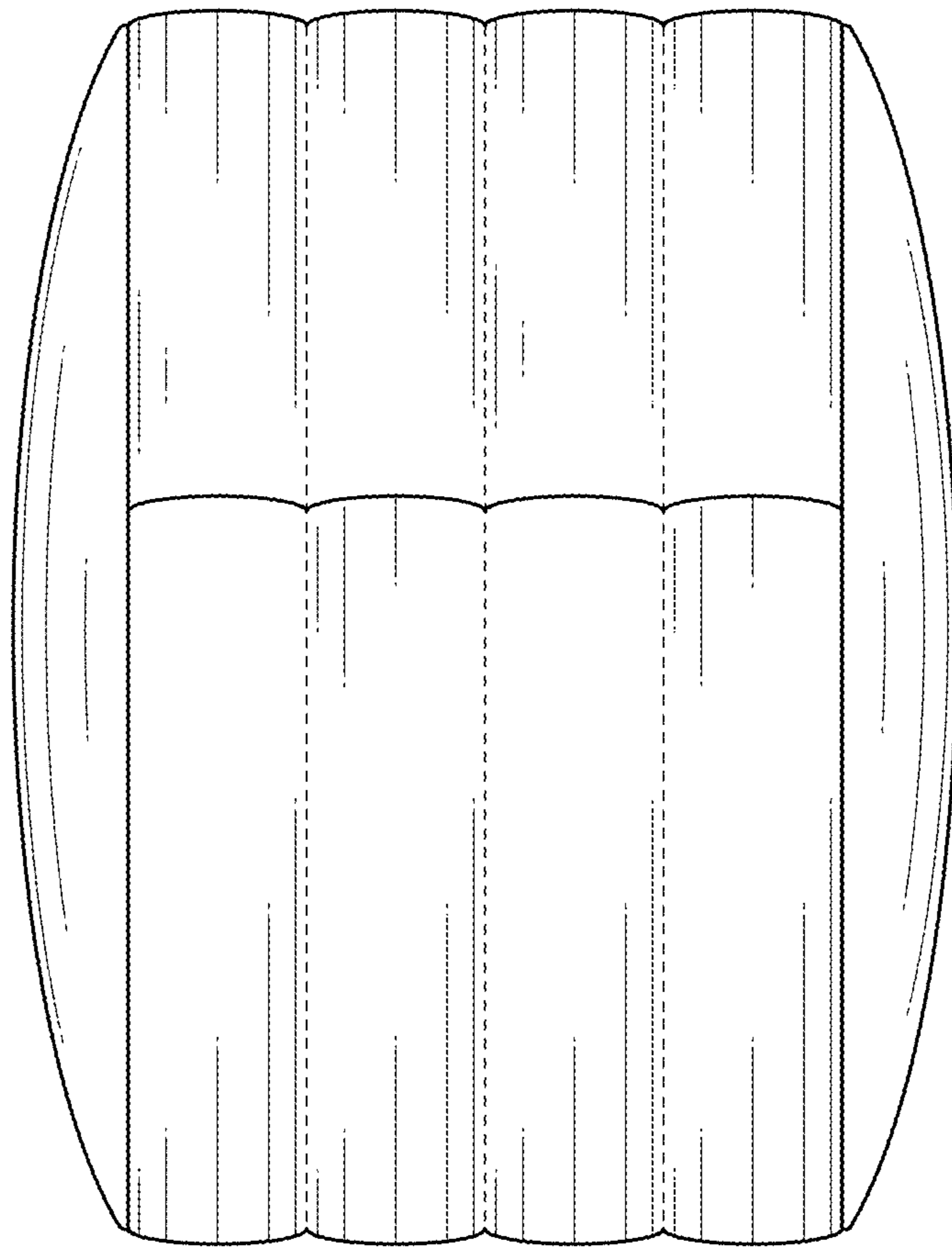


FIG. 2

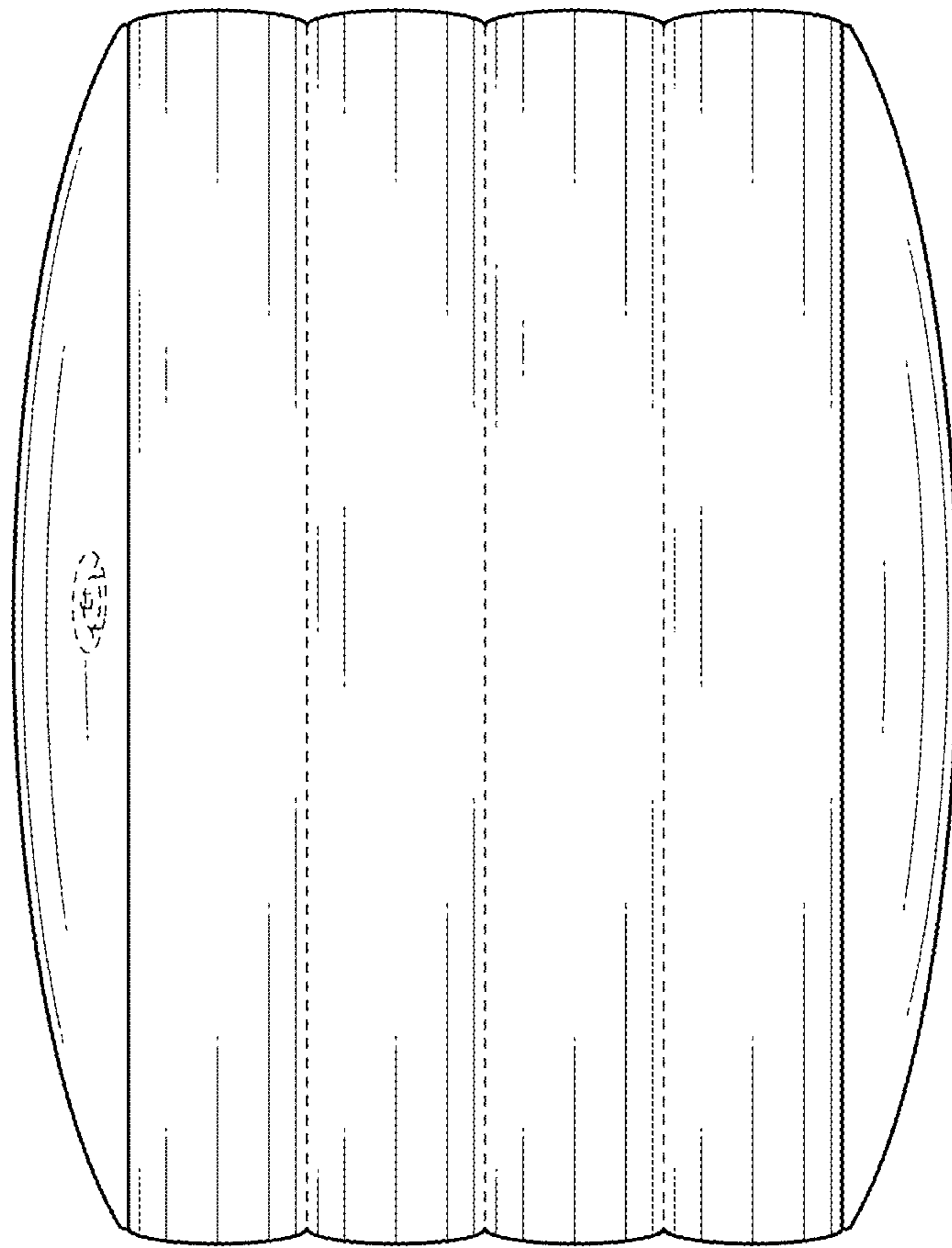


FIG. 3






FIG. 4




FIG. 5

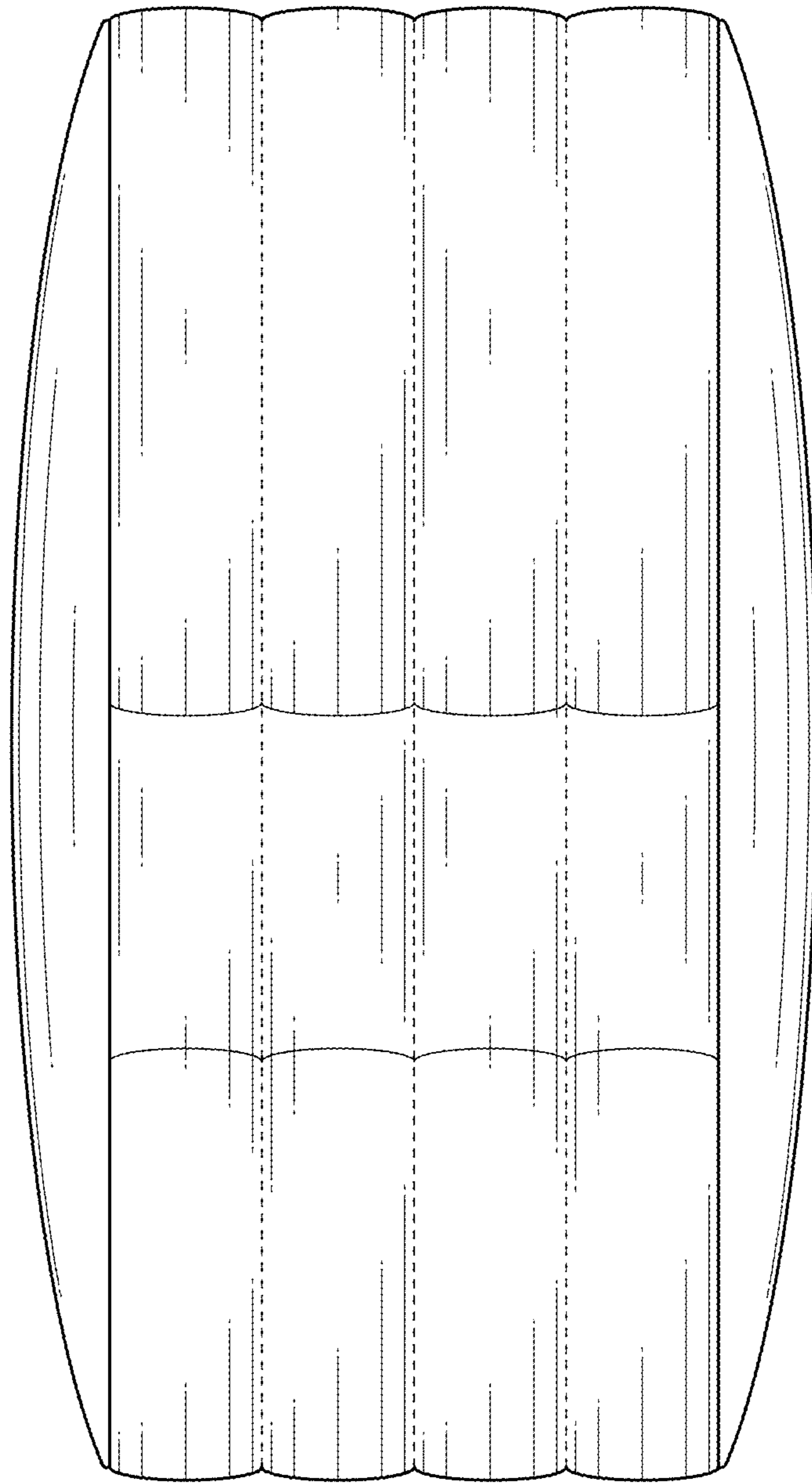


FIG. 6



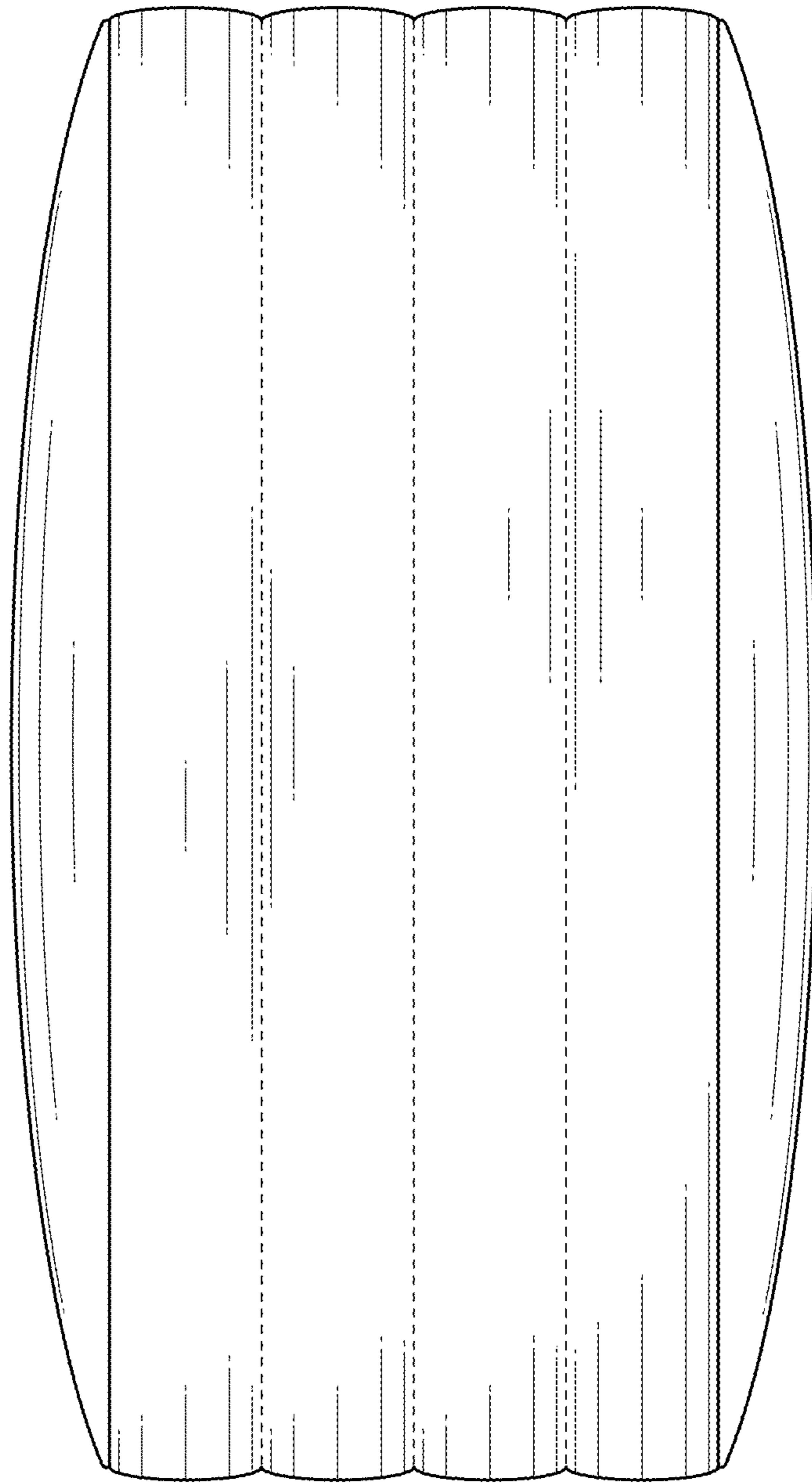


FIG. 7