



US00D941922S

(12) **United States Design Patent** (10) **Patent No.:** **US D941,922 S**
Broen et al. (45) **Date of Patent:** **** Jan. 25, 2022**

(54) **VENDING MACHINE**
 (71) Applicant: **PepsiCo, Inc.**, Purchase, NY (US)
 (72) Inventors: **Martin Eduardo Broen**, New York, NY (US); **Stephen Lim**, Chappaqua, NY (US); **Klaus Rosburg**, Brooklyn, NY (US); **Curtis Barbre**, Brooklyn, NY (US); **Marco Perry**, Brooklyn, NY (US); **Mark Prommel**, Brooklyn, NY (US); **Lisa Yanz**, Brooklyn, NY (US)

4,134,519 A	1/1979	Barnett et al.	
4,320,933 A	3/1982	Felix et al.	
4,377,049 A	3/1983	Simon et al.	
D271,107 S	10/1983	Trulaske	
5,332,076 A	7/1994	Ziegert	
5,440,999 A	8/1995	Dallman et al.	
D434,446 S	11/2000	Hanyuda et al.	
D540,876 S	4/2007	Roekens et al.	
D597,605 S *	8/2009	Davis	D20/1
D671,574 S	11/2012	Jafa et al.	

(Continued)

(73) Assignee: **PepsiCo, Inc.**, Purchase, NY (US)
 (**) Term: **15 Years**

FOREIGN PATENT DOCUMENTS

JP	685050 S	8/1986
JP	685112	8/1986

(Continued)

(21) Appl. No.: **29/708,357**
 (22) Filed: **Oct. 4, 2019**

Primary Examiner — Mary Ann Calabrese
 (74) *Attorney, Agent, or Firm* — Sterne, Kessler, Goldstein & Fox P.L.L.C.

Related U.S. Application Data

(63) Continuation of application No. 29/649,089, filed on May 25, 2018, now Pat. No. Des. 862,594, which is a continuation of application No. 29/562,652, filed on Apr. 27, 2016, now Pat. No. Des. 819,133.

(51) **LOC (13) Cl.** **20-01**
 (52) **U.S. Cl.**
 USPC **D20/8**

(58) **Field of Classification Search**
 USPC D20/1-9; D15/79, 85, 88, 89; D99/28
 CPC . G07F 9/00; G07F 11/00; G07F 11/02; G07F 11/04; G07F 11/16; G07F 11/44; G07F 13/00; G07F 13/02; G07F 13/06; G07F 13/10

See application file for complete search history.

(56) **References Cited**

U.S. PATENT DOCUMENTS

1,931,693 A	10/1933	Green
2,389,283 A	11/1945	Stewart

(57) **CLAIM**

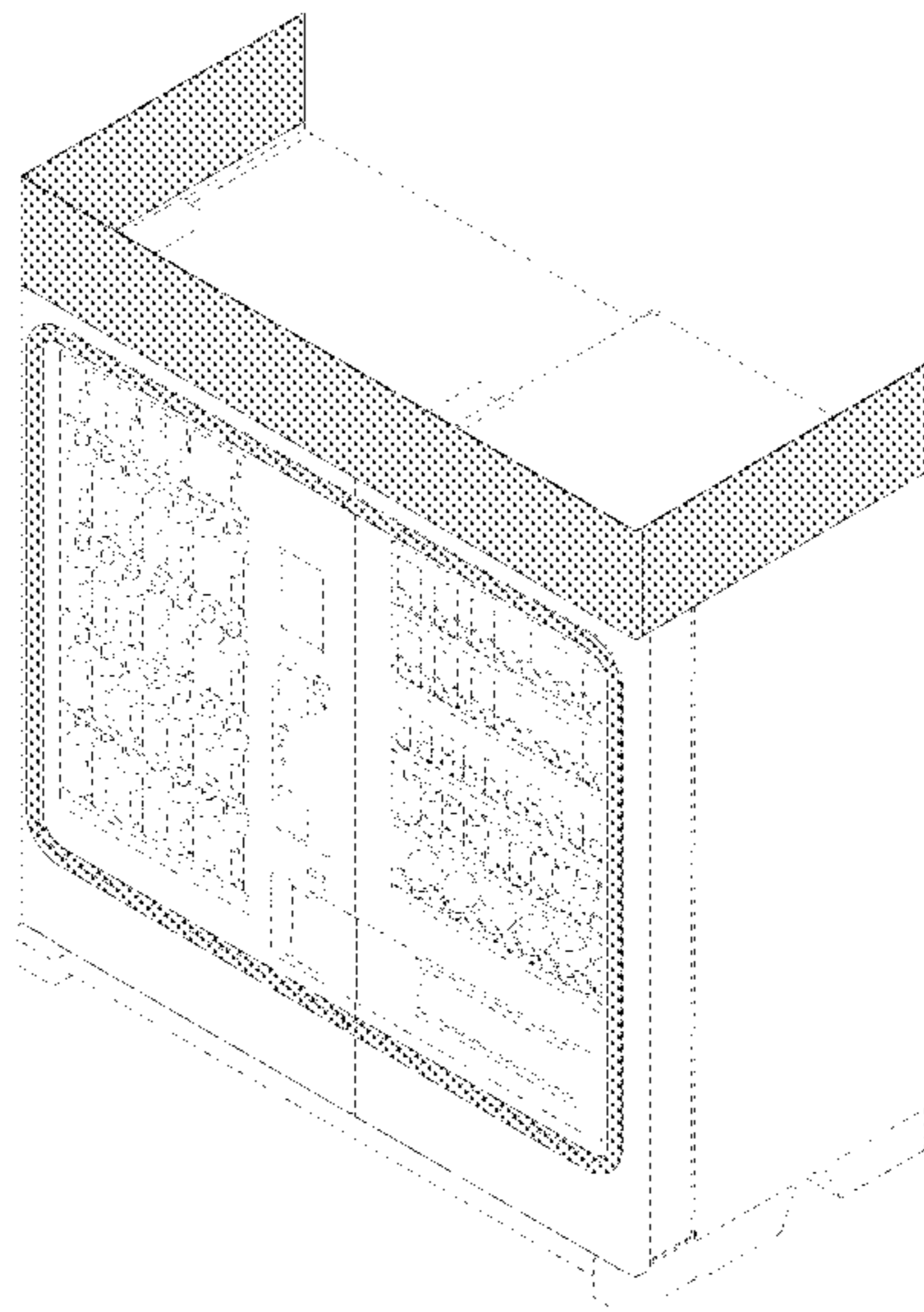
The ornamental design for a vending machine, as shown and described.

DESCRIPTION

FIG. 1 is a top perspective view of a vending machine showing the claimed design;
 FIG. 2 is a front view thereof;
 FIG. 3 is a rear view thereof;
 FIG. 4 is a left side view thereof;
 FIG. 5 is a right side view thereof;
 FIG. 6 is a top view thereof; and,
 FIG. 7 is a bottom view thereof.

The broken lines in the figures show portions of the vending machine that form no part of the claimed design. FIGS. 1-7 are illustrated to show contrasting appearance. The gray-shaded portions of the vending machine have one appearance and the non-shaded claimed portions have a different appearance.

1 Claim, 6 Drawing Sheets



(56)

References Cited

U.S. PATENT DOCUMENTS

D671,575 S 11/2012 Jafa et al.
D671,576 S 11/2012 Jafa et al.
D704,950 S 5/2014 Bogner et al.
D727,055 S 4/2015 Bogner et al.
D728,026 S 4/2015 Broen et al.
D762,741 S 8/2016 Galiatsis
D763,355 S 8/2016 Stolarz et al.
D803,277 S 11/2017 Stolarz et al.
D819,133 S 5/2018 Broen et al.
D819,739 S 6/2018 Broen et al.
D848,493 S 5/2019 Ammerman et al.
D861,074 S 9/2019 Broen et al.
D862,594 S 10/2019 Broen et al.
D868,894 S * 12/2019 Broen D20/5
2011/0301749 A1 12/2011 Hammonds et al.
2013/0000343 A1 1/2013 Jafa et al.
2018/0108203 A1 4/2018 Li et al.

FOREIGN PATENT DOCUMENTS

JP 970139 S 12/1996
JP 1064542 3/2000
JP 1101204 2/2001
KR 30-0347256 3/2004

* cited by examiner

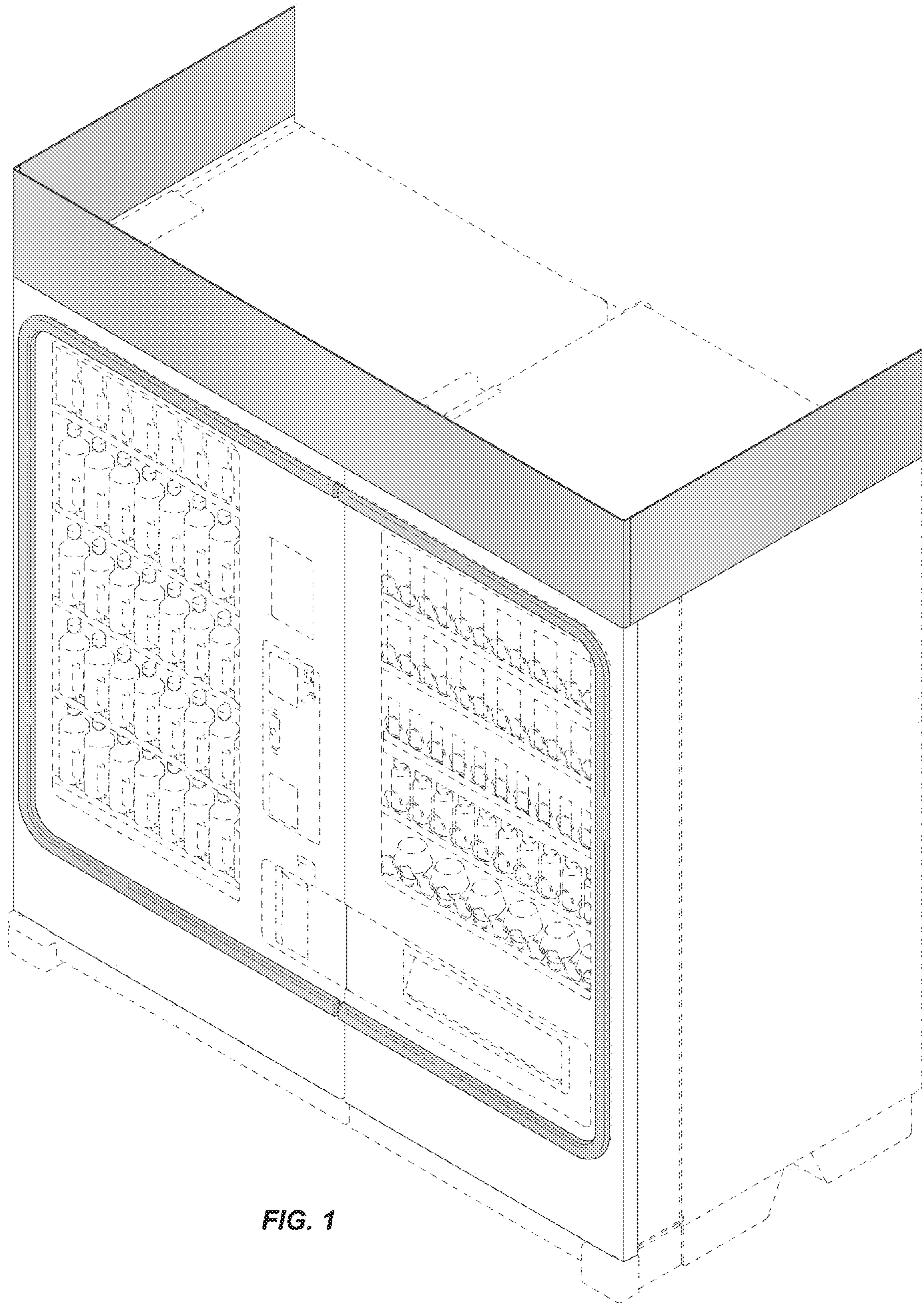


FIG. 1

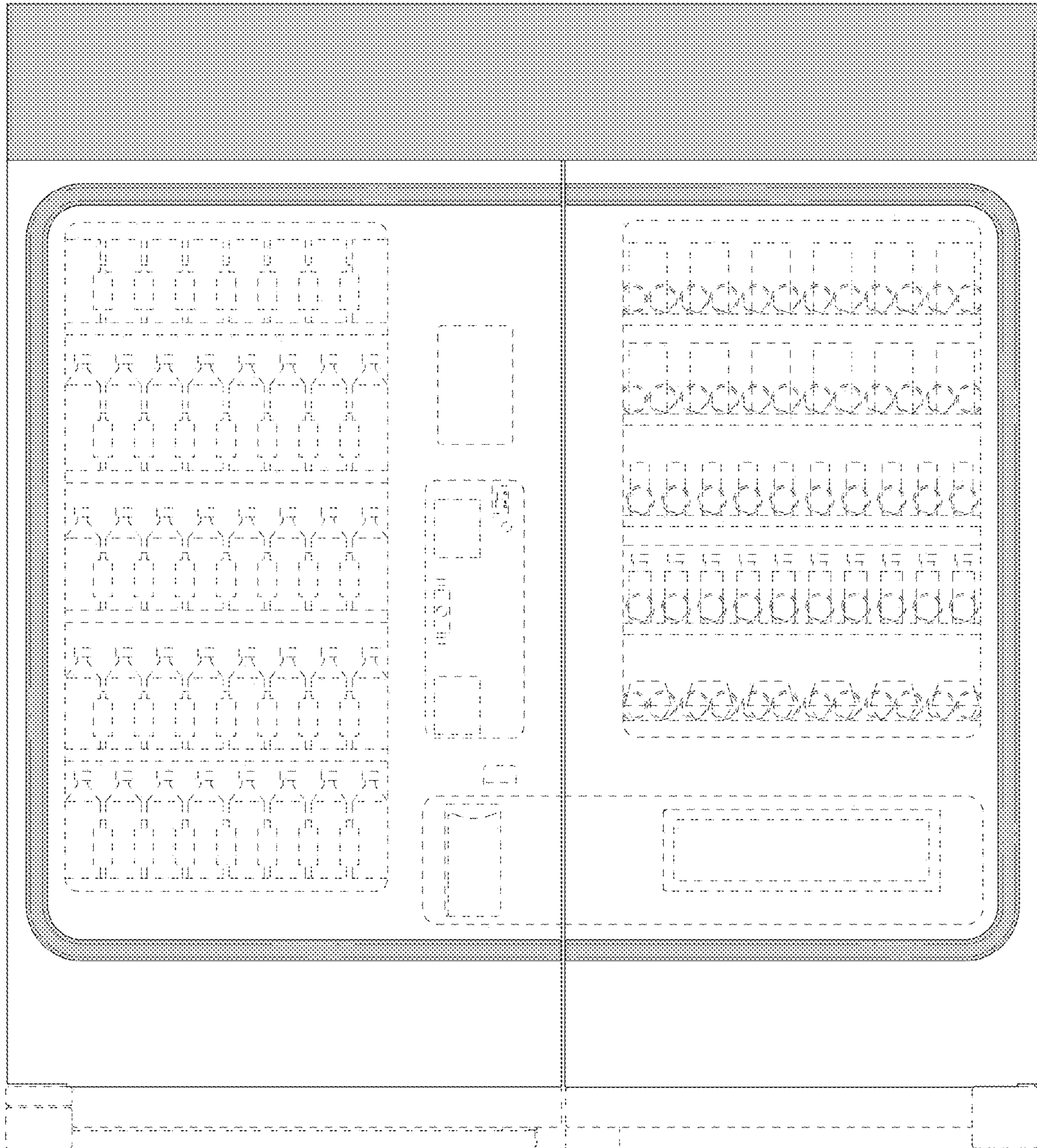


FIG. 2




FIG. 3




FIG. 4




FIG. 5




FIG. 6

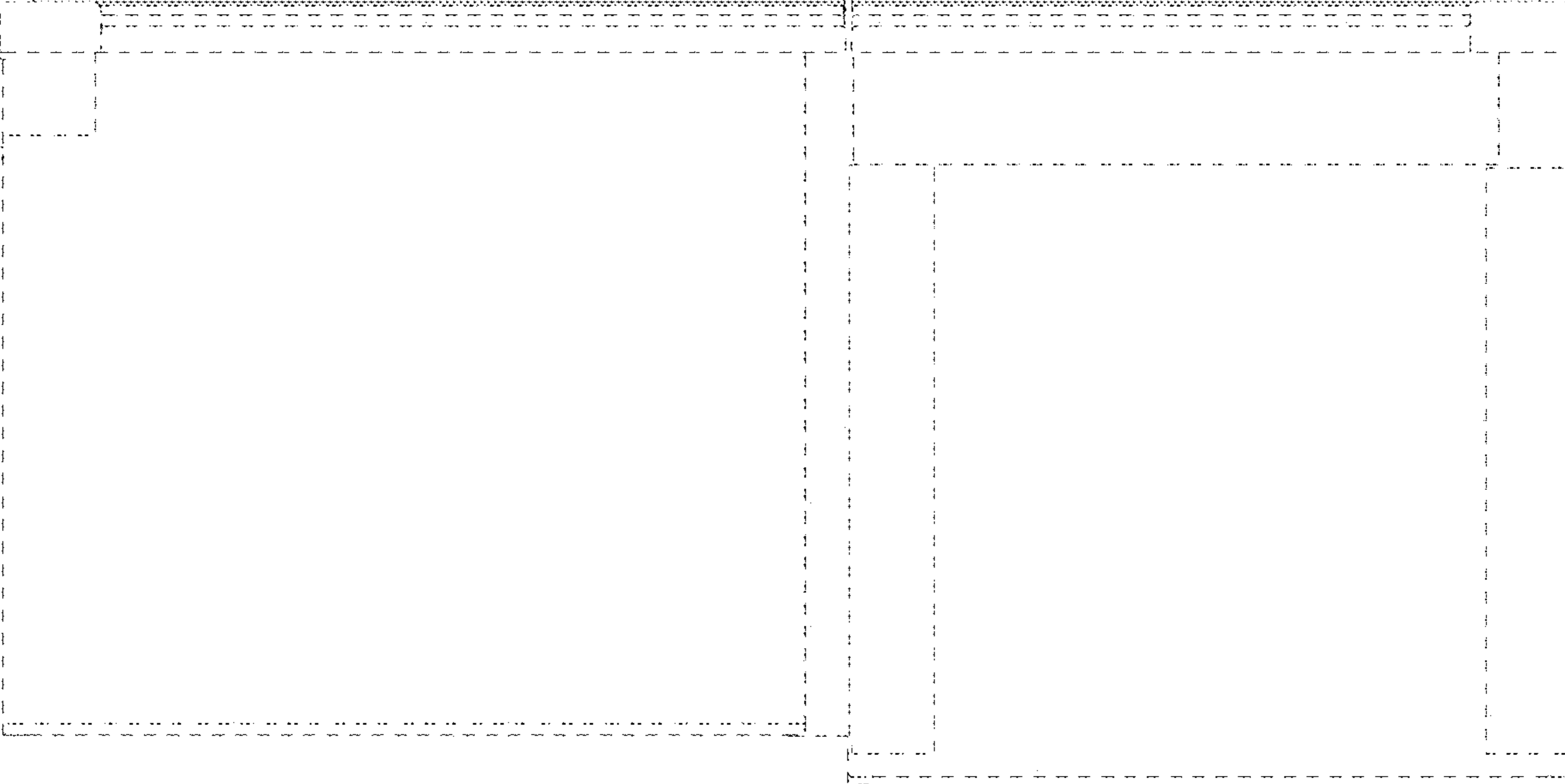


FIG. 7