



US00D941874S

(12) **United States Design Patent** (10) **Patent No.:** **US D941,874 S**  
**Clediere** (45) **Date of Patent:** **\*\* Jan. 25, 2022**

(54) **DISPLAY SCREEN WITH ANIMATED GRAPHICAL USER INTERFACE**

(71) Applicant: **Meta Platforms, Inc.**, Menlo Park, CA (US)

(72) Inventor: **Robin Maxime Clediere**, Lynnwood, WA (US)

(73) Assignee: **Meta Platforms, Inc.**, Menlo Park, CA (US)

(\*\*) Term: **15 Years**

(21) Appl. No.: **29/708,137**

(22) Filed: **Oct. 3, 2019**

(51) **LOC (13) Cl.** ..... **14-04**

(52) **U.S. Cl.**  
USPC ..... **D14/488**

(58) **Field of Classification Search**  
USPC ..... D14/485–495  
CPC .... G06F 3/048; G06F 3/0481; G06F 3/04812; G06F 3/04815; G06F 3/04817; G06F 3/0482; G06F 3/0483; G06F 3/0484; G06F 3/04842; G06F 3/04845; G06F 3/04847; G06F 3/0485; G06F 3/04855; G06F 3/0486; G06F 3/0487; G06F 3/0488; G06F 3/04883; G06F 3/04886  
See application file for complete search history.

(56) **References Cited**

**U.S. PATENT DOCUMENTS**

8,332,477	B1	12/2012	Kaiserlian et al.	
8,966,404	B2	2/2015	Lee et al.	
D841,677	S *	2/2019	Tyler	D14/486
D847,182	S *	4/2019	Maier	D14/486
D853,424	S *	7/2019	Maier	D14/486
D854,037	S *	7/2019	Maier	D14/486
D858,555	S *	9/2019	Krishna	D14/486
D868,089	S *	11/2019	Jang	D14/486

D874,491	S *	2/2020	Kuo	D14/486
D874,496	S *	2/2020	Jang	D14/486
D875,119	S *	2/2020	Liu	D14/486
D879,822	S *	3/2020	Dalonzo	D14/486
D881,221	S *	4/2020	Chen	D14/486
D884,009	S *	5/2020	Hong	D14/486
D894,210	S *	8/2020	Dascola	D14/486
D896,258	S *	9/2020	Felkins	D14/486
D901,525	S *	11/2020	Carrigan	D14/486
D901,530	S *	11/2020	Maier	D14/486
D905,099	S *	12/2020	Lim	D14/488

(Continued)

*Primary Examiner* — Bao-Yen T Nguyen

(74) *Attorney, Agent, or Firm* — Sheppard Mullin Richter & Hampton LLP


(57) **CLAIM**

The ornamental design for a display screen or portion thereof with animated graphical user interface, as shown and described.

**DESCRIPTION**

FIG. 1 is a front view of a first image in a sequence for a display screen with animated graphical user interface; FIG. 2 is a front view of a second image thereof; FIG. 3 is a front view of a third image thereof; FIG. 4 is a front view of a fourth image thereof; FIG. 5 is a front view of a fifth image thereof; FIG. 6 is a front view of a sixth image thereof; and, FIG. 7 is a front view of a seventh image thereof. The appearance of the animated graphical user interface sequentially transitions between the images shown in FIGS. 1-7. The process or period in which an image transitions to another forms no part of the claimed design. The broken lines corresponding to a mobile device, a display screen, and other features are environmental only and form no part of the claimed design. The broken lines illustrate portions of the graphical user interface and form no part of the claimed design.

**1 Claim, 7 Drawing Sheets**



(56)

**References Cited**

## U.S. PATENT DOCUMENTS

D910,056	S *	2/2021	Unnikrishnan .....	D14/486
D910,057	S *	2/2021	Matsumoto .....	D14/486
D910,697	S *	2/2021	Lemay .....	D14/488
D911,382	S *	2/2021	Devine .....	D14/488
D912,694	S *	3/2021	Clarke .....	D14/486
D916,794	S *	4/2021	Li .....	D14/486
D916,848	S *	4/2021	Jang .....	D14/486
D918,959	S *	5/2021	Song .....	D14/490
D919,644	S *	5/2021	Jang .....	D14/486
D920,367	S *	5/2021	Luo .....	D14/486
D921,657	S *	6/2021	Jang .....	D14/486
D925,564	S *	7/2021	Zhao .....	D14/486
D925,573	S *	7/2021	Dascola .....	D14/486
D928,813	S *	8/2021	Nurutdinov .....	D14/486
2007/0282956	A1	12/2007	Staats	
2008/0082607	A1	4/2008	Sastry et al.	
2010/0229127	A1	9/2010	Williams	
2012/0023455	A1	1/2012	Chen et al.	
2013/0125058	A1	5/2013	Lee et al.	
2013/0125063	A1	5/2013	Lee et al.	
2014/0280236	A1	9/2014	Faller et al.	
2015/0052421	A1	2/2015	Thomson et al.	
2017/0139919	A1	5/2017	Ball et al.	
2017/0351385	A1	12/2017	Ertmann et al.	
2018/0337918	A1 *	11/2018	Chang .....	G06F 3/04812
2018/0367483	A1 *	12/2018	Rodriguez .....	H04L 65/60
2019/0238489	A1	8/2019	Cohen	
2019/0327197	A1	10/2019	Rose et al.	

\* cited by examiner




FIG. 1






FIG. 2




FIG. 3




FIG. 4






FIG. 5




FIG. 6






FIG. 7