



US00D941849S

(12) **United States Design Patent** (10) **Patent No.:** **US D941,849 S**  
**Knowles et al.** (45) **Date of Patent:** **\*\* Jan. 25, 2022**

(54) **DISPLAY SCREEN OR PORTION THEREOF WITH GRAPHICAL USER INTERFACE**

OTHER PUBLICATIONS

(71) Applicant: **General Electric Company**, Schenectady, NY (US)  
(72) Inventors: **Adrian Jeremy Knowles**, Brookfield, WI (US); **Peggy Ferguson**, Milwaukee, WI (US); **Timothy E. Voiles**, Oconomowoc, WI (US); **Fernando Joffre**, Thornton, CA (US); **Tom Manning**, Oakland, CA (US)

Magnetom Aera Image Gallery, kievoncology.com [online], published on Mar. 10, 2017, [retrieved on Jun. 28, 2021], retrieved from the Internet <URL: <https://web.archive.org/web/20170421153055/https://www.kievoncology.com/magnetom-aera-image-gallery.html> > (Year: 2017).\*

(Continued)

*Primary Examiner* — Ian F Whitmore  
(74) *Attorney, Agent, or Firm* — McCoy Russell LLP

(73) Assignee: **General Electric Company**, Schenectady, NY (US)

(57) **CLAIM**

(\*\*) Term: **15 Years**

The ornamental design for a display screen or portion thereof with graphical user interface, as shown and described.

(21) Appl. No.: **29/671,076**

(22) Filed: **Nov. 21, 2018**

(51) **LOC (13) Cl.** ..... **14-04**

**DESCRIPTION**

(52) **U.S. Cl.**

USPC ..... **D14/486**; D14/492

(58) **Field of Classification Search**

USPC ..... D14/485–495; D20/10, 11, 22–33, 39, D20/40

CPC ..... G06F 3/048–04897; G06F 19/321; G06F 19/324; G06F 19/34; G01N 21/00; G01N 21/3577; G01R 33/543; G06H 40/20; A61B 5/0013; A61B 5/055

See application file for complete search history.

FIG. 1 is a front view of an electronic device with a display screen showing the claimed design; FIG. 2 is a rear view thereof; FIG. 3 is a left side view thereof; FIG. 4 is a right side view thereof; FIG. 5 is a top view thereof; and, FIG. 6 is a bottom view thereof.

The inner dash-dot-dash broken-line rectangle in FIG. 1 shows the perimeter of a display screen and forms no part of the claimed design. The remaining dash-dot broken lines in the figures show portions of an electronic device and form no part of the claimed design.

The dash-dash broken lines in FIG. 1 illustrate portions of the graphical user interface and form no part of the claimed design.

For purposes of clarity, the graphical user interface is shown as it would appear on the display screen and is used to display information and parameters for a medical imaging system, such as a Magnetic Resonance (MR) imaging system.

(56) **References Cited**

U.S. PATENT DOCUMENTS

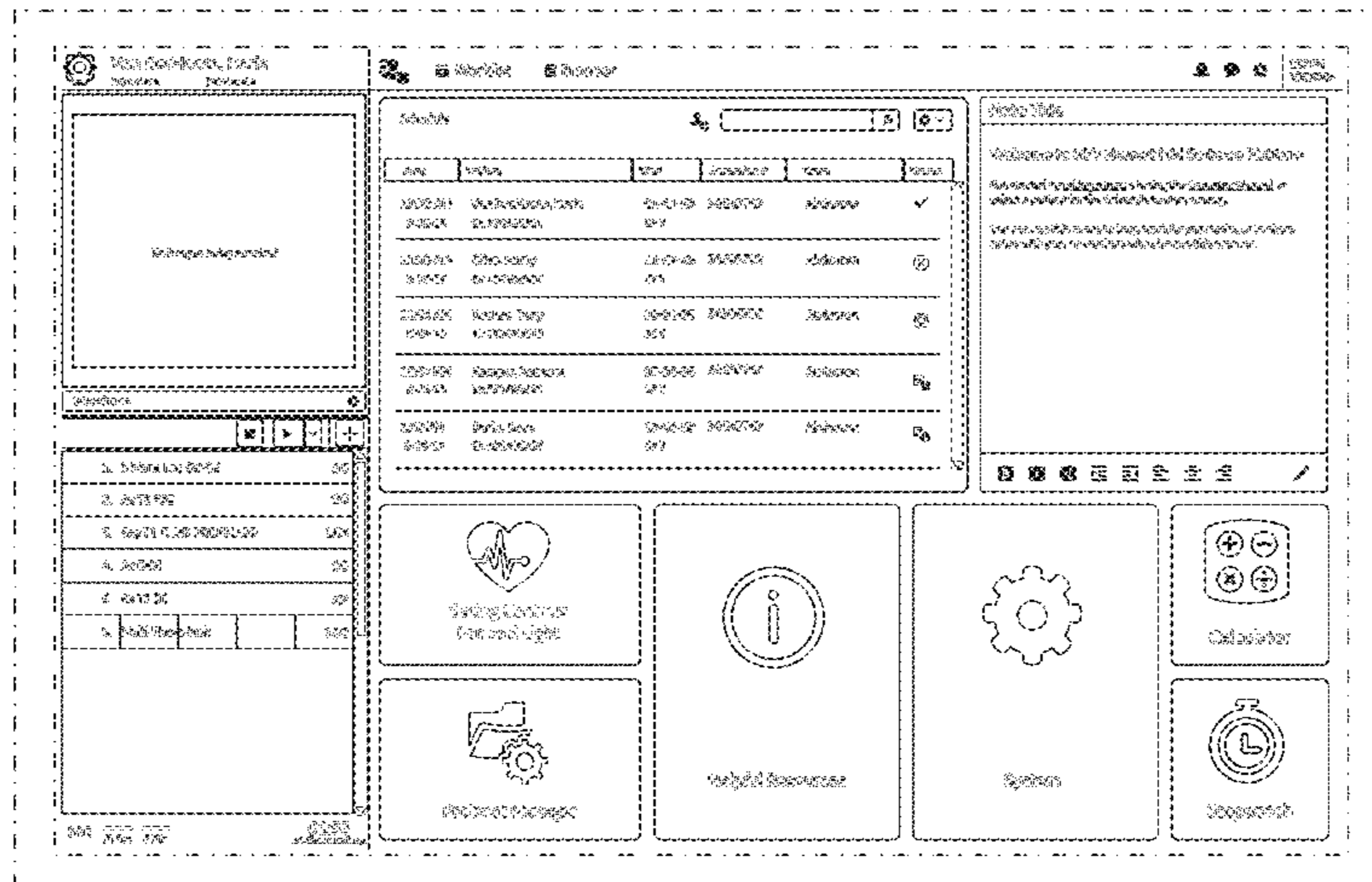
6,574,629 B1 6/2003 Cooke, Jr. et al.  
D562,343 S 2/2008 Fletcher  
D567,251 S 4/2008 Sadler  
D573,599 S 7/2008 Williams

(Continued)

FOREIGN PATENT DOCUMENTS

CN 305391991 \* 10/2019

**1 Claim, 6 Drawing Sheets**





(56)

References Cited

U.S. PATENT DOCUMENTS

D645,469 S \* 9/2011 Gardner ..... D14/488  
 D660,317 S 5/2012 Jesberger  
 D662,111 S 6/2012 Steele et al.  
 D663,741 S 7/2012 Cielak et al.  
 D678,902 S 3/2013 Evans  
 D689,873 S 9/2013 Brinda et al.  
 D690,315 S 9/2013 Meng et al.  
 D691,624 S 10/2013 Carlin et al.  
 D699,751 S 2/2014 Pearson et al.  
 D702,722 S 4/2014 Abratowski et al.  
 D704,732 S 5/2014 Hari et al.  
 D706,821 S 6/2014 Park  
 D715,815 S 10/2014 Bortman et al.  
 D720,763 S \* 1/2015 Lee ..... D14/486  
 D733,736 S \* 7/2015 Omiya ..... D14/486  
 D737,849 S 9/2015 Tursi et al.  
 D741,898 S 10/2015 Soegiono et al.  
 D748,138 S 1/2016 Park et al.  
 D751,097 S 3/2016 Sarafa et al.  
 D751,098 S \* 3/2016 Lim ..... D14/486  
 D753,639 S 4/2016 Marzynski et al.  
 D757,032 S 5/2016 Sabia et al.  
 D761,802 S 7/2016 Moon et al.  
 D761,828 S 7/2016 Koeten et al.  
 D762,232 S \* 7/2016 Howard ..... D14/486  
 D766,329 S 9/2016 Lee et al.  
 D768,656 S 10/2016 Soares et al.  
 D769,308 S 10/2016 Rodriguez  
 D769,309 S \* 10/2016 Knapp ..... D14/488  
 D770,485 S 11/2016 Olsson et al.  
 D770,494 S 11/2016 Blank et al.  
 D771,066 S \* 11/2016 Alvarez ..... D14/485  
 D771,669 S \* 11/2016 Rodriguez ..... D14/486  
 D771,678 S \* 11/2016 Binder ..... D14/486  
 9,507,480 B1 11/2016 Hui et al.  
 D775,142 S \* 12/2016 Leise ..... D14/485  
 D775,152 S 12/2016 Perach et al.  
 D775,155 S 12/2016 Perach et al.  
 D777,185 S 1/2017 Kwak et al.  
 D777,738 S 1/2017 Yang et al.  
 D777,756 S 1/2017 Tarud et al.  
 D779,514 S \* 2/2017 Baris ..... D14/486  
 D781,901 S 3/2017 Gandhi et al.  
 D782,500 S 3/2017 McArthur et al.  
 D782,510 S 3/2017 Honda et al.  
 D783,048 S 4/2017 Williamson  
 D783,049 S 4/2017 Kisselev et al.  
 D784,407 S 4/2017 Hammerquist  
 D788,814 S 6/2017 Ashley-Rollman et al.  
 D789,979 S 6/2017 Christiana et al.  
 D792,901 S 7/2017 Gaur et al.  
 D793,409 S 8/2017 Berman et al.  
 D795,920 S 8/2017 Take et al.  
 D797,132 S 9/2017 Rhodes et al.  
 D797,788 S 9/2017 Havranek, Jr.  
 D797,789 S 9/2017 Havranek, Jr.  
 D797,790 S 9/2017 Martin  
 D800,764 S 10/2017 Thoreson  
 D803,263 S 11/2017 Sepulveda  
 D803,873 S 11/2017 Thompson et al.  
 D804,524 S 12/2017 Zin et al.  
 D816,708 S 5/2018 Riedel et al.  
 D816,709 S 5/2018 Riedel et al.  
 D818,479 S 5/2018 Piguet et al.  
 D820,302 S 6/2018 Choi et al.  
 D821,441 S 6/2018 Wilberding et al.  
 D823,342 S 7/2018 Kobayashi  
 D823,893 S 7/2018 Sepulveda et al.  
 D824,412 S 7/2018 Anzures et al.  
 D824,419 S 7/2018 de Regt et al.  
 D825,588 S 8/2018 Hashimoto et al.  
 D825,589 S 8/2018 Sparandara et al.  
 D826,980 S 8/2018 Baber et al.  
 D829,733 S 10/2018 Clapper et al.  
 D829,749 S 10/2018 Kang et al.

D829,761 S 10/2018 de Regt et al.  
 D834,609 S 11/2018 Stray et al.  
 D838,288 S 1/2019 Sunshine et al.  
 D839,281 S 1/2019 Raji et al.  
 D843,384 S 3/2019 Smith et al.  
 D848,446 S 5/2019 Kim et al.  
 D857,718 S 8/2019 Merkin  
 D862,517 S 10/2019 Cerruti et al.  
 10,430,065 B2 \* 10/2019 Heasman ..... G06F 3/0486  
 D868,807 S 12/2019 Steppan et al.  
 D868,824 S 12/2019 Chen  
 10,684,742 B2 \* 6/2020 Okabe ..... G06F 3/0482  
 D927,515 S \* 8/2021 Finnegan ..... D14/486  
 2003/0060678 A1 3/2003 Watai et al.  
 2007/0016442 A1 1/2007 Stroup  
 2008/0243539 A1 10/2008 Barish et al.  
 2009/0222765 A1 9/2009 Ekstrand  
 2010/0083164 A1 \* 4/2010 Martin ..... G16H 40/63  
 715/781  
 2010/0131292 A1 \* 5/2010 Hawkins ..... G06Q 10/06  
 705/3  
 2010/0138764 A1 \* 6/2010 Hatambeiki ..... H04N 21/42224  
 715/765  
 2011/0145099 A1 6/2011 Bengen et al.  
 2012/0130741 A1 5/2012 Sparandara et al.  
 2013/0201208 A1 8/2013 Cho et al.  
 2014/0050313 A1 \* 2/2014 Omiya ..... H04M 3/42221  
 379/265.06  
 2014/0115470 A1 \* 4/2014 Meaney ..... G11B 27/10  
 715/719  
 2014/0115471 A1 \* 4/2014 Demkin ..... G06F 3/048  
 715/719  
 2015/0039176 A1 \* 2/2015 Fish ..... G06F 3/0482  
 701/31.6  
 2015/0088977 A1 \* 3/2015 Monesson ..... G06F 3/0484  
 709/203  
 2016/0182757 A1 1/2016 Yoo  
 2016/0036962 A1 2/2016 Rand  
 2016/0179236 A1 \* 6/2016 Shin ..... G06F 3/04817  
 345/173  
 2018/0374571 A1 12/2018 Garner et al.

OTHER PUBLICATIONS

Unites States Patent and Trademark Office, Office Action Issued in U.S. Appl. No. 29/671,086, dated Mar. 19, 2020, 24 pages.  
 Unites States Patent and Trademark Office, Office Action Issued in U.S. Appl. No. 29/671,087, dated May 6, 2020, 25 pages.  
 “Add Rounded Border to the Form and Fields,” Caspio Website, Available Online at <https://howto.caspio.com/styles/add-rounded-borders-to-fields-2/>, Available as Early as Mar. 12, 2014, 3 pages.  
 “Health Record Management System using Java Swing,” Youtube Website, Available Online at <https://www.youtube.com/watch?v=Nb5sd7n4aQM>, Dec. 23, 2014, 1 page.  
 “Morphologist-UI,” Brain Visa Website, Available Online at <http://brainvisa.info/morphologist-ui-1.1/>, Oct. 2, 2015, 2 pages.  
 Rocheleau, J., “Understanding CSS3 Flexbox for Responsive Design,” Envato Blog Website, Available Online at <https://envato.com/blog/css3-flexbox/>, Aug. 31, 2016, 2 pages.  
 “Patient management system UI,” Matt Pealing Website, Available Online at <http://www.mattpealing.co.uk/work/patient-management-system-ui/>, Jan. 17, 2018, 3 pages.  
 “Student Details—eBECAS Documentation,” eBECAS Website, Available Online at <https://docs.ebecas.com.au/students/>, Available as Early as Mar. 16, 2018, 2 pages.  
 United States Patent and Trademark Office, Office Action Issued in U.S. Appl. No. 29/671,075, dated Dec. 6, 2019, 21 pages.  
 United States Patent and Trademark Office, Office Action Issued in U.S. Appl. No. 29/671,085, dated Dec. 9, 2019, 20 pages.  
 Voiles, T. et al., “An Ornamental Design for a Display Screen or Portion Thereof With Graphical User Interface,” U.S. Appl. No. 29/671,075, filed Nov. 21, 2018, 10 pages.  
 Voiles, T. et al., “An Ornamental Design for a Display Screen With Icon Group and Display Screen With Icon Set,” U.S. Appl. No. 29/671,078, filed Nov. 21, 2018, 9 pages.

(56)

**References Cited**

OTHER PUBLICATIONS

Knowles, A. et al., "An Ornamental Design for a Display Screen or Portion Thereof With Icon Set for a Medical Imaging System," U.S. Appl. No. 29/671,080, filed Nov. 21, 2018, 16 pages.

Voiles, T. et al., "An Ornamental Design for a Display Screen With Icon Group and Display Screen With Icon Set," U.S. Appl. No. 29/671,081, filed Nov. 21, 2018, 9 pages.

Knowles, A. et al., "An Ornamental Design for a Display Screen or Portion Thereof With Graphical User Interface," U.S. Appl. No. 29/671,083, filed Nov. 21, 2018, 18 pages.

Voiles, T. et al., "An Ornamental Design for a Display Screen With Icon Group and Display Screen With Icon Set," U.S. Appl. No. 29/671,084, filed Nov. 21, 2018, 9 pages.

Knowles, A., "An Ornamental Design for a Display Screen or Portion Thereof With Graphical User Interface," U.S. Appl. No. 29/671,085, filed Nov. 21, 2018, 10 pages.

Voiles, T. et al., "An Ornamental Design for a Display Screen With Animated Graphical User Interface," U.S. Appl. No. 29/671,086, filed Nov. 21, 2018, 36 pages.

Voiles, T. et al., "An Ornamental Design for a Display Screen With Animated Graphical User Interface," U.S. Appl. No. 29/671,087, filed Nov. 21, 2018, 16 pages.

\* cited by examiner



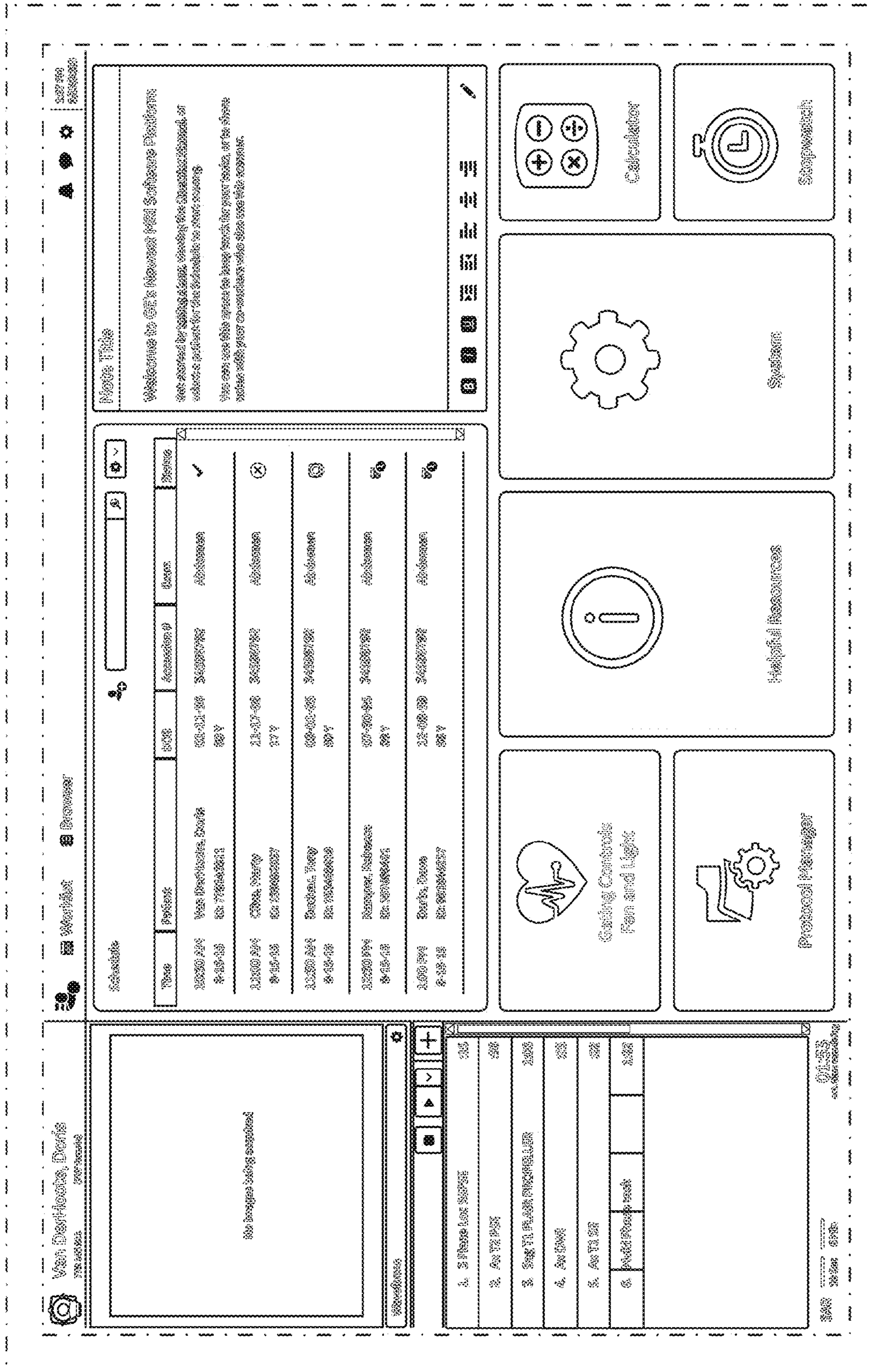


FIG. 1




FIG. 2



FIG. 3



FIG. 4




FIG. 5






FIG. 6