



US00D941844S

(12) **United States Design Patent** (10) **Patent No.:** **US D941,844 S**
Canady et al. (45) **Date of Patent:** **** Jan. 25, 2022**

- (54) **DISPLAY SCREEN WITH A GRAPHICAL USER INTERFACE**
- (71) Applicant: **U.S. Patent Innovations, LLC**,
Takoma Park, MD (US)
- (72) Inventors: **Jerome Canady**, Lakeland, FL (US);
Megan O’Connell, Silver Spring, MD (US);
Alice Chang, Silver Spring, MD (US);
Taisen Zhuang, Vienna, VA (US)
- (73) Assignee: **US Patent Innovations, LLC**, Takoma Park, MD (US)
- (**) Term: **15 Years**
- (21) Appl. No.: **29/765,492**
- (22) Filed: **Jan. 8, 2021**

D756,404 S *	5/2016	Lee	D14/489
D772,276 S *	11/2016	Yampolskiy	D14/486
D809,524 S *	2/2018	Kato	D14/485
D812,082 S *	3/2018	Felt	D14/486
D822,692 S *	7/2018	Loychik	D14/486
D835,666 S *	12/2018	Saleh	D14/488
D843,403 S *	3/2019	Casse	D14/486
D844,029 S *	3/2019	Bebbington	D14/492
D847,165 S *	4/2019	Kolbenheyer	D14/486
D855,068 S *	7/2019	Kirsanov	D14/486
D865,812 S *	11/2019	Park	D14/492
D872,112 S *	1/2020	Shaikh	D14/486
D872,753 S *	1/2020	Ebler	D14/485
D889,501 S *	7/2020	Patel	D14/487
D896,821 S *	9/2020	Butcher	D14/485
D917,502 S *	4/2021	Canady	D14/485
D919,654 S *	5/2021	Akagawa	D14/489
D920,346 S *	5/2021	Tran	D14/485
D920,378 S *	5/2021	Wu	D14/489
D928,812 S *	8/2021	Caro	D14/485
D928,816 S *	8/2021	Agarwal	D14/486
D931,312 S *	9/2021	Doti	D14/486
D931,327 S *	9/2021	Saad	D14/489

Related U.S. Application Data

- (62) Division of application No. 29/667,420, filed on Dec. 22, 2018, now Pat. No. Des. 917,502.
- (51) **LOC (13) Cl.** **14-04**
- (52) **U.S. Cl.**
USPC **D14/485**
- (58) **Field of Classification Search**
USPC D14/485-495
CPC G06F 3/048; G06F 3/0481; G06F 9/455;
G06F 8/34; G06F 11/3664
See application file for complete search history.

* cited by examiner

Primary Examiner — Daniel J Domino
(74) *Attorney, Agent, or Firm* — 24IP Law Group USA, PLLC; Timothy Dewitt

(57) **CLAIM**

The ornamental design for a display screen with a graphical user interface, as shown and described.

DESCRIPTION

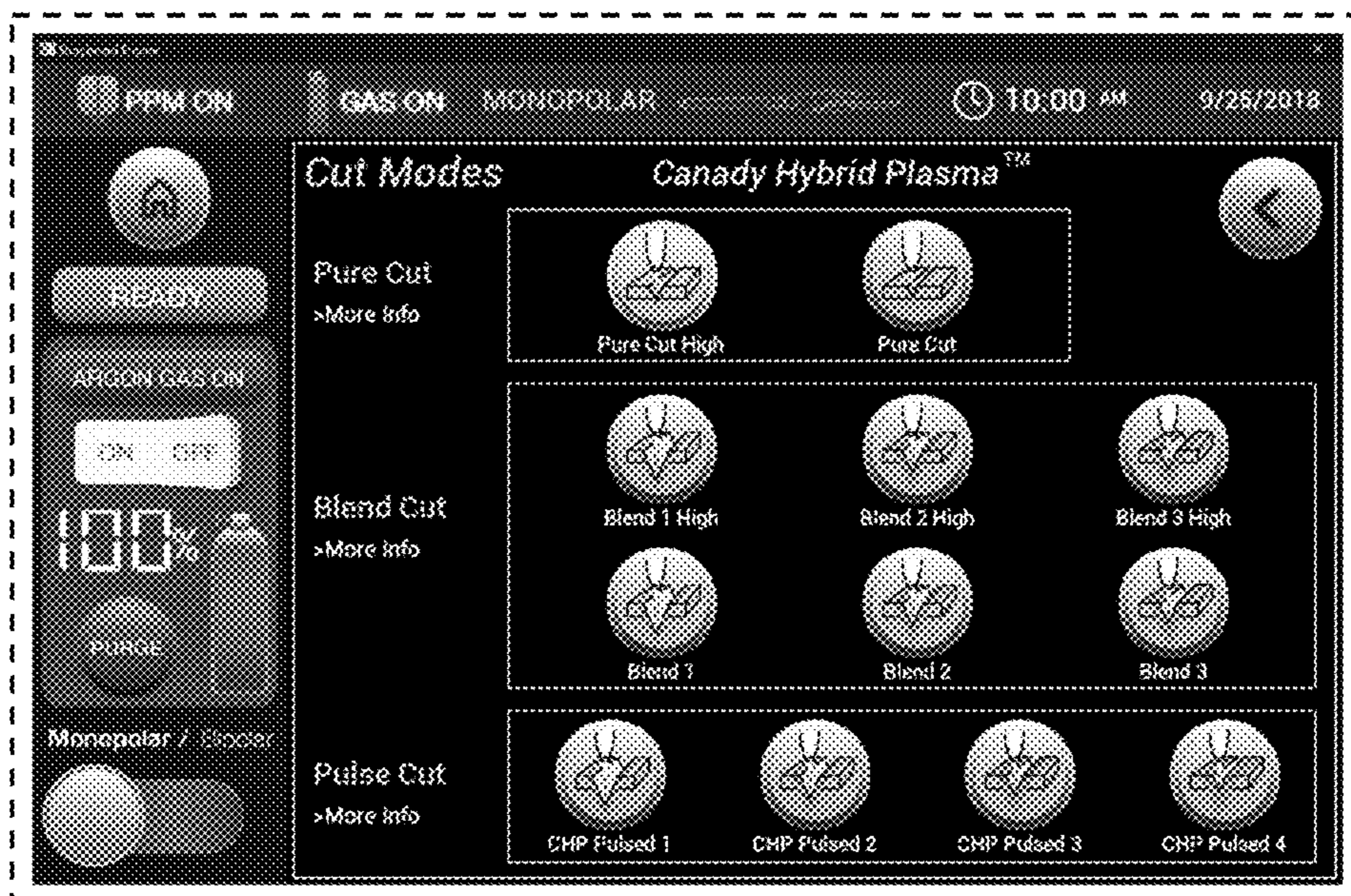
FIG. 1 is a front view of a display screen with a graphical user interface in accordance with our design; and, FIG. 2 is a front view of a display screen with a graphical user interface in accordance with our design. The broken line showing a portion of the display screen in all views forms no portion of the claimed design.

(56) **References Cited**

U.S. PATENT DOCUMENTS

D611,951 S *	3/2010	Katzer	D14/489
D736,820 S *	8/2015	Clement	D14/488
D741,904 S *	10/2015	Clement	D14/492
D745,020 S *	12/2015	Mariet	D14/486

1 Claim, 1 Drawing Sheet



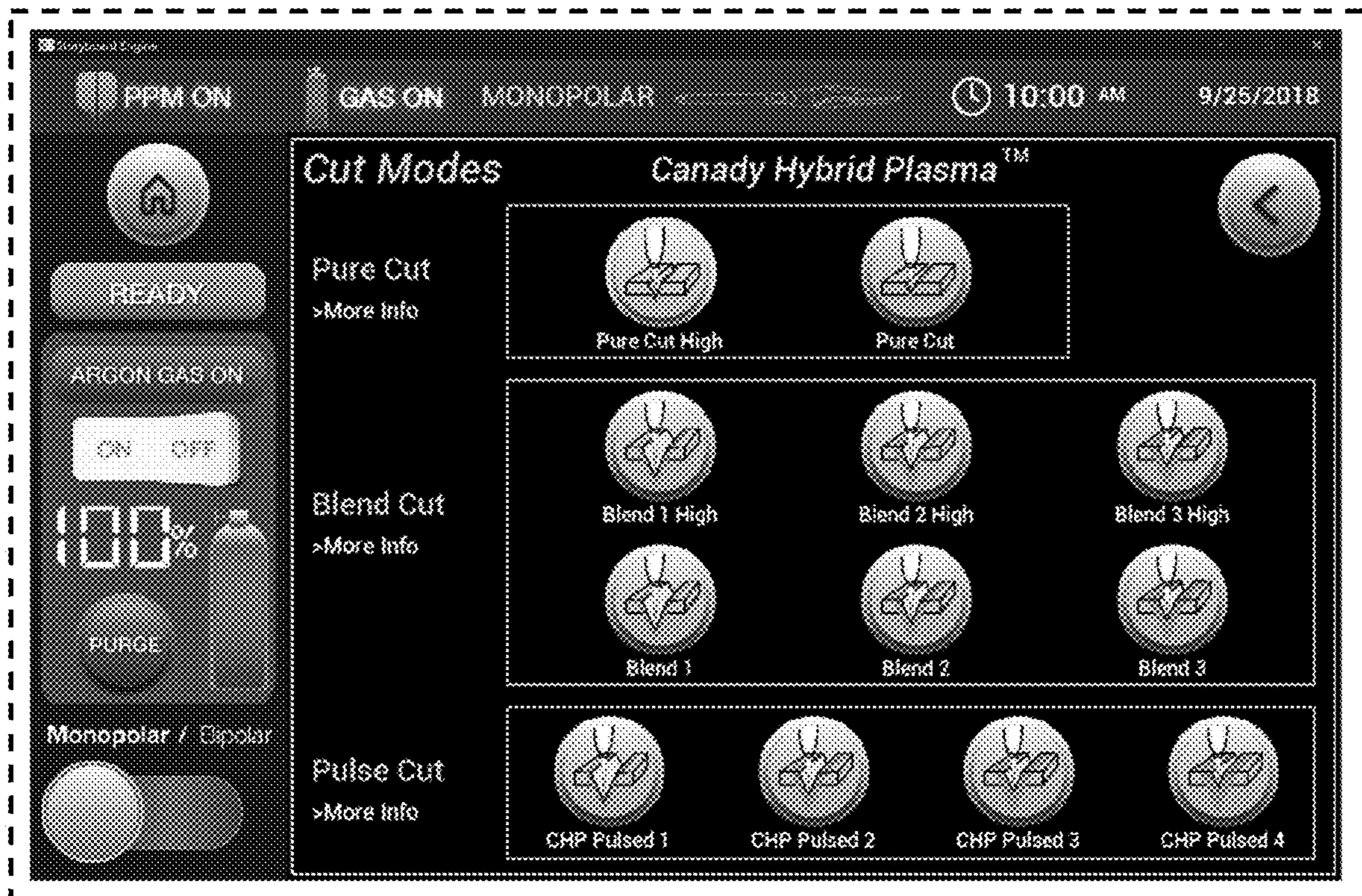


Fig. 1

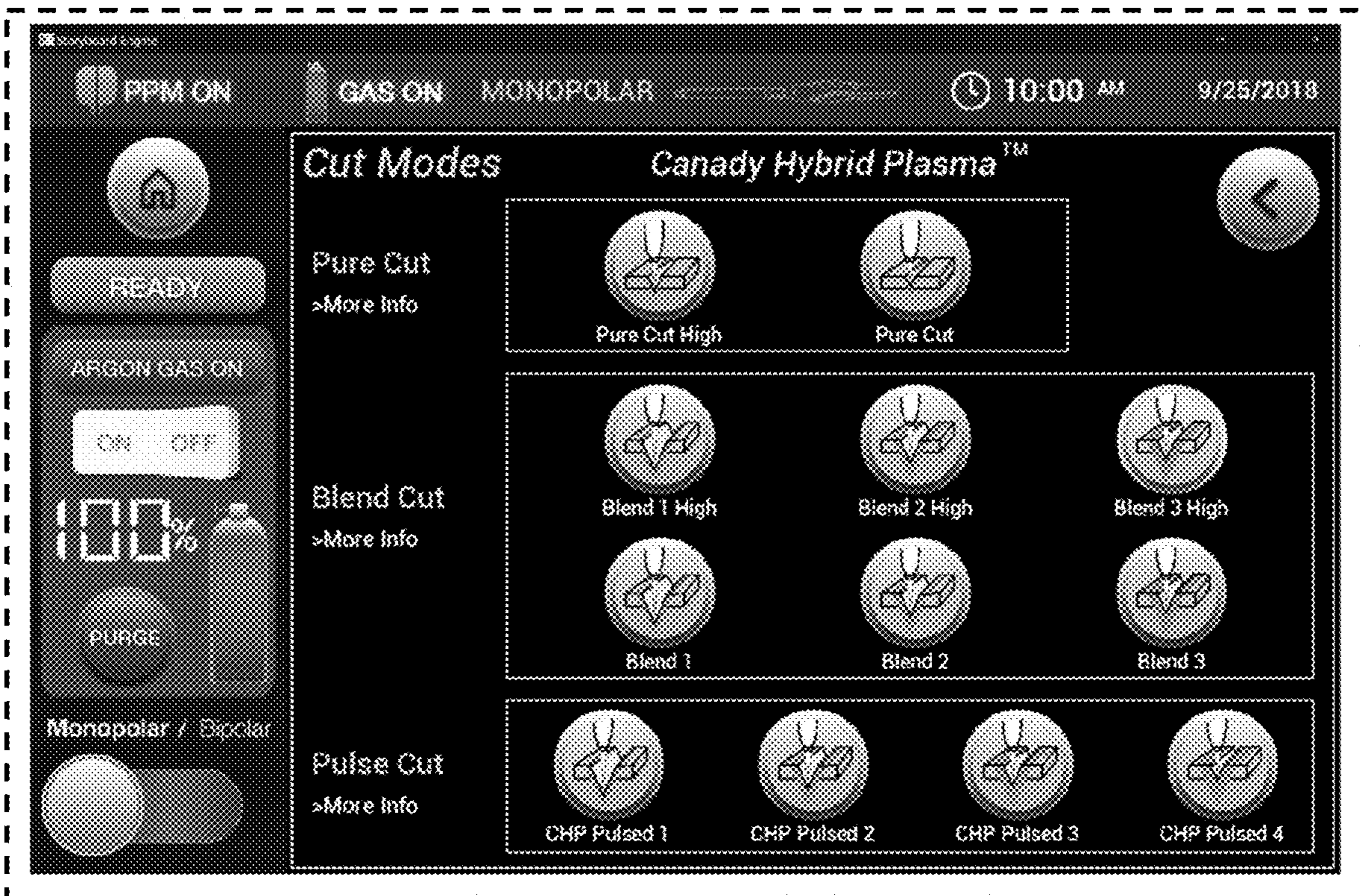


Fig. 2