



US00D941815S

(12) **United States Design Patent**
Kameshima et al.

(10) **Patent No.:** **US D941,815 S**

(45) **Date of Patent:** **** Jan. 25, 2022**

(54) **DISPLAY**

(71) Applicant: **Sony Corporation**, Tokyo (JP)

(72) Inventors: **Kazuaki Kameshima**, Kanagawa (JP);
Seiji Hayashimoto, Tokyo (JP); **Yuji Nakahata**, Tokyo (JP); **Kotaro Shima**, Kanagawa (JP)

(73) Assignee: **SONY CORPORATION**, Tokyo (JP)

(**) Term: **15 Years**

(21) Appl. No.: **29/549,763**

(22) Filed: **Dec. 28, 2015**

(30) **Foreign Application Priority Data**

Sep. 3, 2015 (JP) D2015-019623
Sep. 3, 2015 (JP) D2015-019624
Sep. 3, 2015 (JP) D2015-019625
Sep. 3, 2015 (JP) D2015-019626
Sep. 3, 2015 (JP) D2015-019627

(51) **LOC (13) Cl.** **14-02**

(52) **U.S. Cl.**
USPC **D14/371**

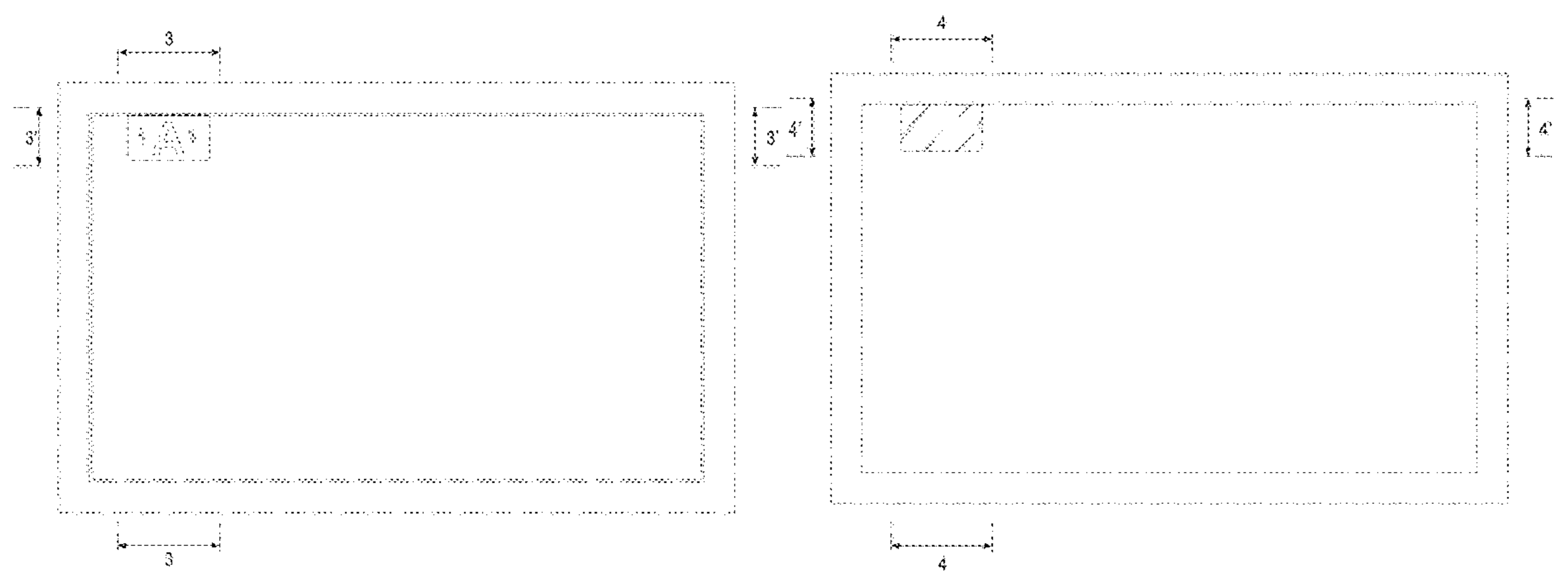
(58) **Field of Classification Search**
USPC D14/315-327, 371-375, 125-129, 341,
D14/138 G, 138 AD, 485, 488-490, 336,
D14/337; D18/1, 2, 7, 11; 235/145 A,
235/145 R; 341/22, 23; 345/104, 156,
345/168, 169, 173; 361/679.08, 679.09,
361/679.11, 679.26, 679.27
CPC G06F 1/16; G06F 1/1616; G06F 1/1626;
G06F 1/1632; G06F 1/1613; G06F
1/1601; G06F 1/1618; G06F 1/162; G06F
1/166; G06F 1/1654; G06F 1/1681; G06F
1/1637; G06F 1/1688; G06F 1/1656;
G06F 3/048; G06F 3/0481; G06F 3/0482;
G06F 3/04817; G06F 3/04812; G06F
19/34; G06F 19/3406; G06F 19/3418;
G06F 3/011; H01R 35/02; H03M 11/00;
G09B 13/04; H03K 17/94; G09G 5/00;

G09G 2340/0464; G09G 2320/0238;
F16M 11/10; H05K 5/00; H05K 5/0017;
H05K 5/0217; H05K 1/028; H04M
1/0237; G06T 11/001; G02F 1/133305;
G09F 15/0025; H04B 1/38; A47G 1/06
See application file for complete search history.

(56) **References Cited**

U.S. PATENT DOCUMENTS

4,690,508 A * 9/1987 Jacob G02F 1/1313
349/116
D472,902 S * 4/2003 Nashida D14/491
D528,991 S * 9/2006 Katsuyama D13/168
D537,069 S * 2/2007 Ishibashi D14/211
D537,834 S * 3/2007 Agarwal D14/486
D545,067 S * 6/2007 Mischel, Jr. D6/300
D545,574 S * 7/2007 Mischel, Jr. D6/300
D547,073 S * 7/2007 Mischel, Jr. D14/129
D559,553 S * 1/2008 Mischel, Jr. D6/300
D559,555 S * 1/2008 Mischel, Jr. D14/129
D562,830 S * 2/2008 Katagiri D14/451
D575,531 S * 8/2008 Paterson D6/300
D594,873 S * 6/2009 Onodera D14/488
D607,854 S * 1/2010 Sagawa D14/126
D611,918 S * 3/2010 Shih D14/126
D618,189 S * 6/2010 Honda D14/126
D623,156 S * 9/2010 Kasuga D14/126
D623,425 S * 9/2010 Mischel, Jr. D14/129
D646,243 S * 10/2011 Honda D14/126
D652,842 S * 1/2012 Obama D14/489
D659,669 S * 5/2012 Sarif D14/188
D661,268 S * 6/2012 Ito D14/126
D661,702 S * 6/2012 Asai D14/488
D667,008 S * 9/2012 Oikawa D14/374
D669,691 S * 10/2012 Blaser D6/300
D681,051 S * 4/2013 Asai D14/487
D682,234 S * 5/2013 Lee D14/126
D684,947 S * 6/2013 Motoishi D14/194
D704,938 S * 5/2014 Mischel, Jr. D6/300
D709,844 S * 7/2014 Kim D14/126
8,880,360 B2 * 11/2014 Mischel, Jr. A47G 1/02
702/44
D719,118 S * 12/2014 Kim D14/126
8,922,434 B2 * 12/2014 Prat H01Q 1/2266
343/700 MS
D722,517 S * 2/2015 Ikami D10/103
D722,579 S * 2/2015 Yagi D14/126
D726,735 S * 4/2015 Asai D14/485
D738,337 S * 9/2015 Kang D14/126
D743,196 S * 11/2015 Zamora D6/707.19



D754,979	S	*	5/2016	Starck	D6/300
D784,964	S	*	4/2017	Leabman	D14/230
D786,836	S	*	5/2017	Leabman	D14/230
D790,557	S	*	6/2017	Iizawa	D14/485
D802,604	S	*	11/2017	Ishii	D14/485
D807,048	S	*	1/2018	Gilad	D6/300
D807,049	S	*	1/2018	Gilad	D6/300
D807,051	S	*	1/2018	Gilad	D6/300
D808,960	S	*	1/2018	Chan	D14/341
D809,536	S	*	2/2018	Cross	D14/486
D810,172	S	*	2/2018	Miyashita	D16/219
D817,352	S	*	5/2018	Iizawa	D14/486
D821,413	S	*	6/2018	Zukerman	D14/485
D822,693	S	*	7/2018	Javor	D14/486
D842,893	S	*	3/2019	Kim	D14/487
D842,894	S	*	3/2019	Kim	D14/487
D843,410	S	*	3/2019	Kim	D14/487
D844,024	S	*	3/2019	Kim	D14/487
D848,386	S	*	5/2019	Kuwao	D14/126
D852,766	S	*	7/2019	Kang	D14/126
D856,292	S	*	8/2019	Lim	D14/126
D859,452	S	*	9/2019	Markus	D14/487
D860,149	S	*	9/2019	Kuwao	D14/126
D891,440	S	*	7/2020	Kim	D14/485
D896,194	S	*	9/2020	Kim	D14/126
D896,239	S	*	9/2020	Lee	D14/485
D902,926	S	*	11/2020	Andersson	D14/371
D911,381	S	*	2/2021	Ko	D14/488
D915,315	S	*	4/2021	Ho	D14/126
D920,941	S	*	6/2021	Yoo	D14/126
D923,617	S	*	6/2021	Wu	D14/315
D925,531	S	*	7/2021	Kim	D14/374
D926,147	S	*	7/2021	Lim	D14/126
2002/0015226	A1	*	2/2002	Rottcher	G09F 13/12 359/443
2007/0159316	A1	*	7/2007	Mischel, Jr.	A47G 1/02 340/461
2013/0235271	A1	*	9/2013	Kasuga	H04N 21/4312 348/569
2017/0215655	A1	*	8/2017	Ophardt	A47K 3/281
2018/0059774	A1	*	3/2018	Lee	G09G 5/14

FOREIGN PATENT DOCUMENTS

CN	303922926	*	11/2016
JP	2001-318374	A	11/2001
JP	2003-029655	A	1/2003
JP	2004-037943	A	2/2004
JP	2004-357099	A	12/2004
JP	2005-224267	A	8/2005
JP	D1384141	S	4/2010
RU	00084367	*	2/2013

OTHER PUBLICATIONS

TFT Touch Shield, Adafruit, adafruit.com, author not listed, posted on May 7, 2014 perwayback machine © Adafruit, online, site visited Dec. 20, 2019. Available from Internet, URL: <https://www.adafruit.com/product/1651> (Year: 2014).*

Mirror-window-TV, Samsung, techradar.com, published by Nick Pino on Jun. 11, 2015 © Future US, Inc., online, site visited Feb. 27, 2020. Available from Internet, URL: <https://www.techradar.com/news/television/samsung-s-latest-oled-screen-can-be-a-mirror-a-window-or-a-tv-1296418> (Year: 2015).*

12"×24" Acrylic Mirror Sheet, Laser Creations, amazon.com, published by Laser Creations on Jan. 28, 2014 © 1996-2020 Amazon.

com, Inc., online, site visited Mar. 9, 2020. Available from Internet, URL: https://www.amazon.com/12-Acrylic-Mirror-Sheet-Pack/dp/B00JPJK3T0/ref=sr_1_11?keywords=frame . . . (Year: 2014).*

Transparent OLED Screen, Planar, digitalavmagazine.com, author not listed, published on Jun. 12, 2015 per wayback machine © 2019 Digital AV Magazine, online, site visited Mar. 9, 2020. Available from Internet, URL: <https://www.digitalavmagazine.com/en/2015/02/11/planar-exhibe-en-ise-2015-una> . . . (Year: 2015).*

Office Action issued in Japanese Application No. 2015-019625, dated Feb. 16, 2016.

Office Action issued in Japanese Patent Application No. D2015-019623 dated May 10, 2016.

Office Action issued in Japanese Patent Application No. D2015-019624 dated May 10, 2016.

Office Action issued in Japanese Patent Application No. D2015-019627 dated May 17, 2016.

* cited by examiner

Primary Examiner — Holly E Thurman
Assistant Examiner — Altaira J Swangin
 (74) *Attorney, Agent, or Firm* — Michael Best and Friedrich LLP

(57) **CLAIM**

The ornamental design for a display, as shown and described.

DESCRIPTION

FIG. 1 is a front elevational view showing a first state of a display showing our new design; and
 FIG. 2 is a front elevational view showing a second state thereof.
 FIG. 3 is an enlarged partial front elevational view of the first state of the display along the lines 3-3 and 3'-3' of FIG. 1; and,
 FIG. 4 is an enlarged partial front elevational view of the second state of the display along the lines 4-4 and 4'-4' of FIG. 2.
 A rear elevational, a left side elevational, a right side elevational, a top plan and a bottom plan view thereof are not part of the claimed design.
 The claimed design includes a black element as shown in FIGS. 1 and 3.
 The claimed design sequentially transitions from the first state to the second state in the sequence. The period with which one image transitions to another image forms no part of the claimed design.
 The even-dash broken lines constituting the display and an image "A" shown on the display, including the area surrounded by the triangle constituting the image "A," form no part of the claimed design.
 Dot-dash broken lines defining boundaries of the claimed design form no part of the claimed design.

1 Claim, 4 Drawing Sheets

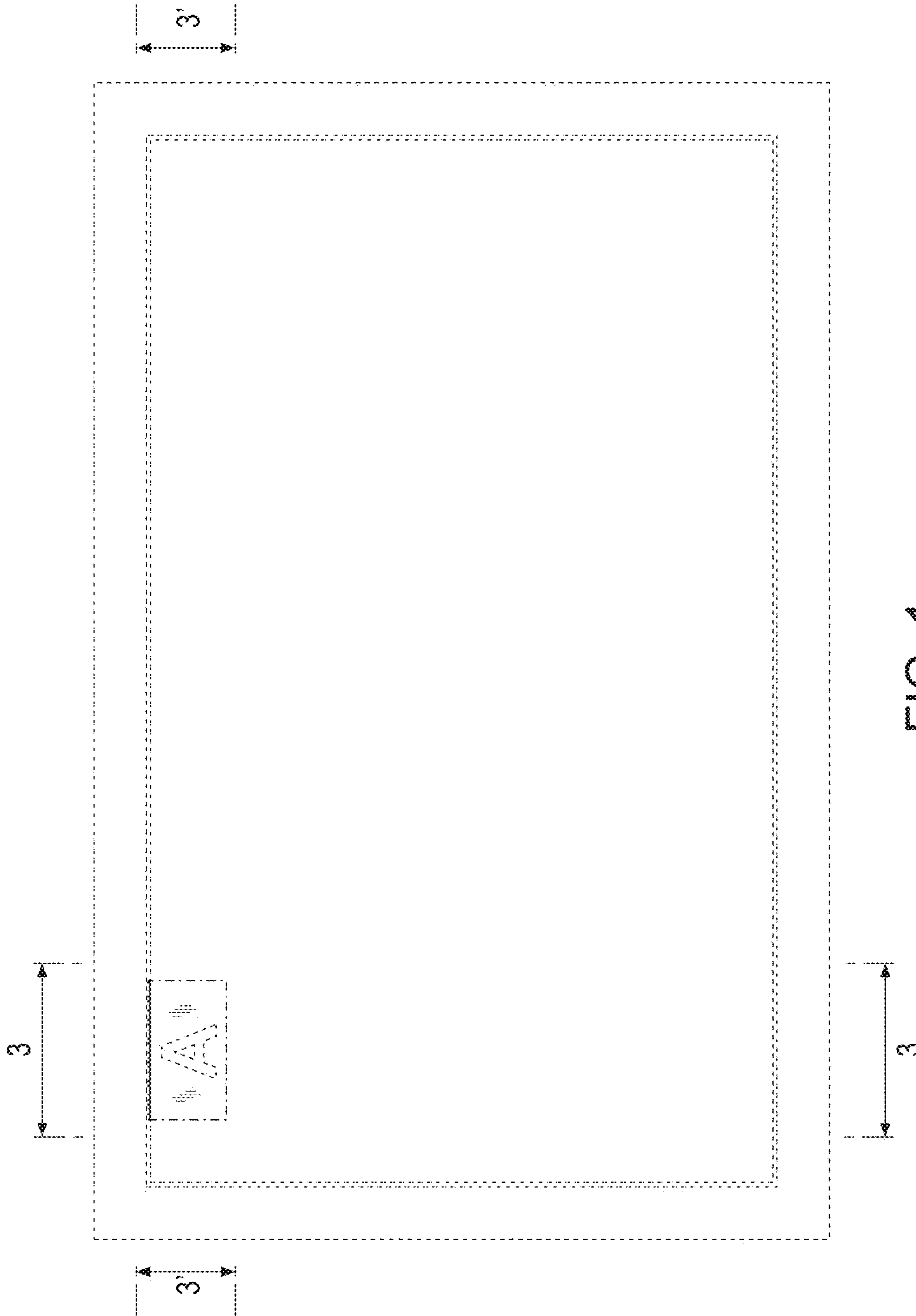


FIG. 1

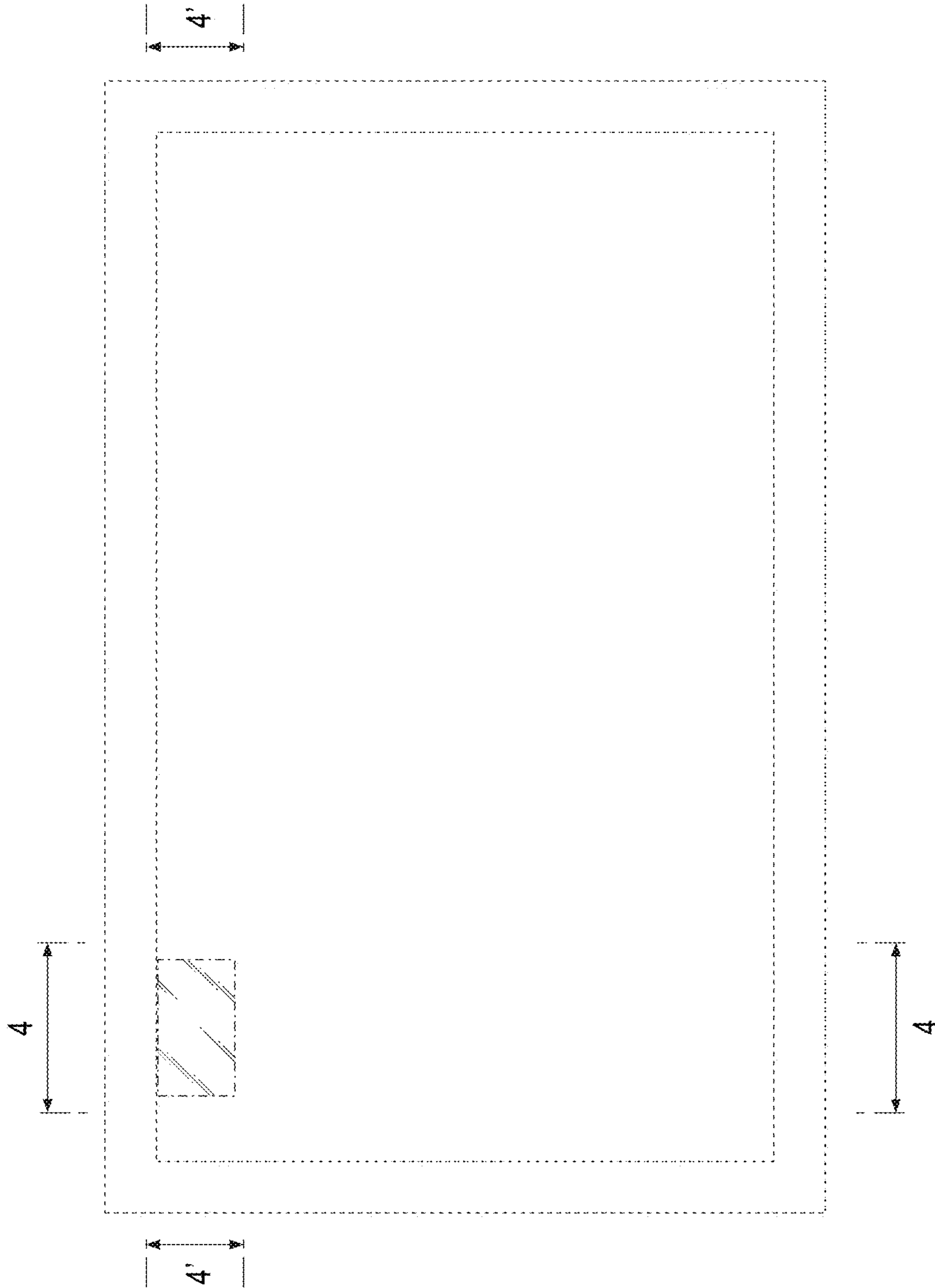


FIG. 2




FIG. 3




FIG. 4