



US00D941767S

(12) **United States Design Patent** (10) **Patent No.:** **US D941,767 S**
Aso et al. (45) **Date of Patent:** **** Jan. 25, 2022**

(54) **ROTOR OF FAN MOTOR FOR AIR CONDITIONER**

(71) Applicant: **Mitsubishi Electric Corporation,**
Tokyo (JP)

(72) Inventors: **Hiroki Aso,** Tokyo (JP); **Takaya Shimokawa,** Tokyo (JP); **Ryogo Takahashi,** Tokyo (JP)

(73) Assignee: **Mitsubishi Electric Corporation,**
Tokyo (JP)

(**) Term: **15 Years**

(21) Appl. No.: **29/740,183**

(22) Filed: **Jul. 1, 2020**

(30) **Foreign Application Priority Data**

Feb. 27, 2020 (JP) 2020-003732 D

(51) **LOC (13) Cl.** **13-02**

(52) **U.S. Cl.**
USPC **D13/122**

(58) **Field of Classification Search**
USPC D15/1, 4, 5, 6; D13/112, 113, 114, 121,
D13/122, 118; D12/180
CPC H02K 5/04; H02K 5/22; H02K 11/049;
H02K 1/2766; H02K 21/16; H02K 29/03;
H02P 6/06
See application file for complete search history.

(56) **References Cited**

U.S. PATENT DOCUMENTS

6,225,724 B1 * 5/2001 Toide H02K 15/03
310/156.53
D446,177 S * 8/2001 Ueno D12/180
6,563,246 B1 * 5/2003 Kajiura B60K 6/448
310/162
D595,738 S * 7/2009 Shimokawa D15/5

D595,740 S * 7/2009 Yang D15/5
D655,722 S * 3/2012 Kim D15/5
D749,025 S * 2/2016 Dunlap, III D12/180
D824,853 S * 8/2018 Looi D13/122
2017/0063187 A1 * 3/2017 Hao H02K 21/14
2017/0106521 A1 * 4/2017 Kelleher B25F 5/008
2018/0163721 A1 * 6/2018 Takahashi F04B 53/00
2019/0199149 A1 * 6/2019 Oikawa H02K 1/146
2020/0083768 A1 * 3/2020 Yim B60H 1/3222
2020/0195068 A1 * 6/2020 Lin H02K 1/2766
2020/0244124 A1 * 7/2020 Kang H02K 1/32
2021/0083535 A1 * 3/2021 Yoshinaga H02K 1/02
2021/0091630 A1 * 3/2021 Lahr H02K 7/04
2021/0135520 A1 * 5/2021 Shimokawa F24F 13/24
2021/0184522 A1 * 6/2021 Park H02K 1/2766
2021/0211008 A1 * 7/2021 Yang H02K 1/32
2021/0211025 A1 * 7/2021 Lahr H02K 15/12
2021/0222922 A1 * 7/2021 Lee H02K 1/2766

(Continued)

Primary Examiner — Ania Aman

(74) Attorney, Agent, or Firm — Studebaker & Brackett
PC

(57) **CLAIM**

The ornamental design for a rotor of fan motor for air conditioner, as shown and described.

DESCRIPTION

FIG. 1. is a perspective view of the front, right, and top sides of a rotor of fan motor for air conditioner showing our new design;

FIG. 2. is a front view thereof;

FIG. 3. is a rear view thereof;

FIG. 4. is a top view thereof;

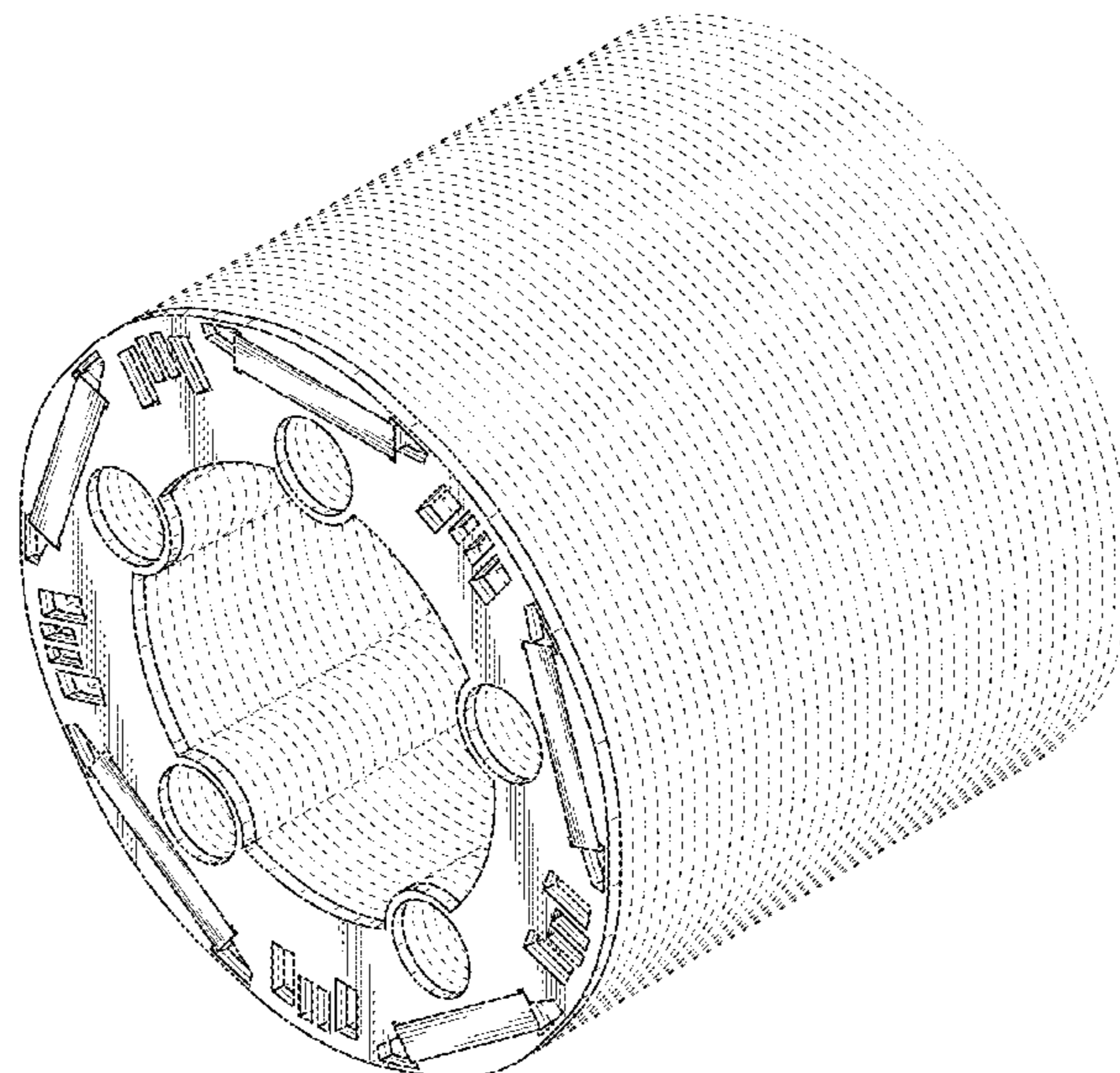
FIG. 5. is a bottom view thereof,

FIG. 6. is a right side view thereof; and,

FIG. 7. is a left side view thereof.

The broken lines shown represent portions of the rotor of fan motor for air conditioner and form no part of the claimed design.

1 Claim, 7 Drawing Sheets



(56)

References Cited

U.S. PATENT DOCUMENTS

2021/0234420 A1* 7/2021 Shimokawa H02K 1/2746
2021/0288534 A1* 9/2021 Dlala H02K 17/165

* cited by examiner

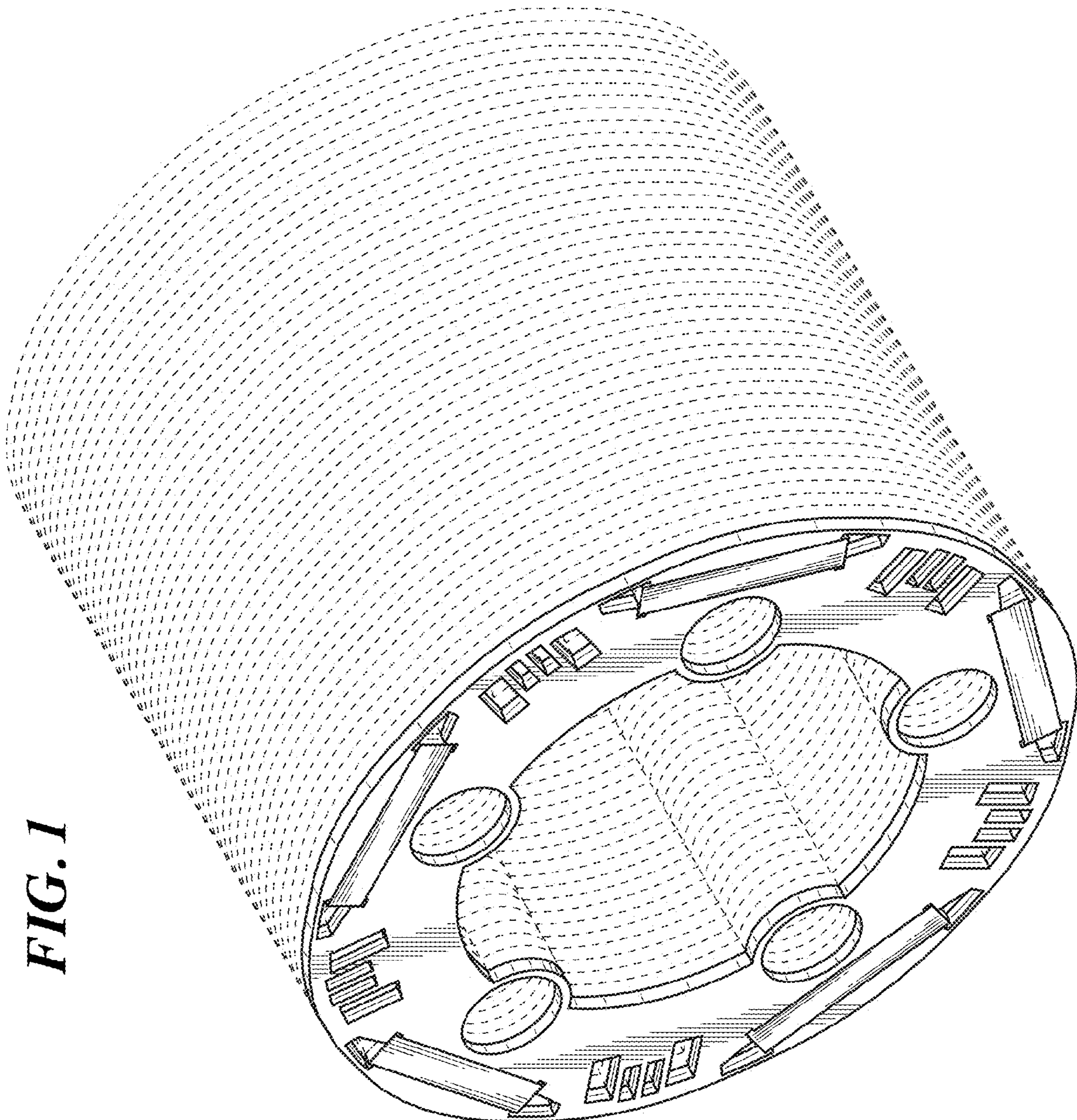


FIG. 1

FIG. 2

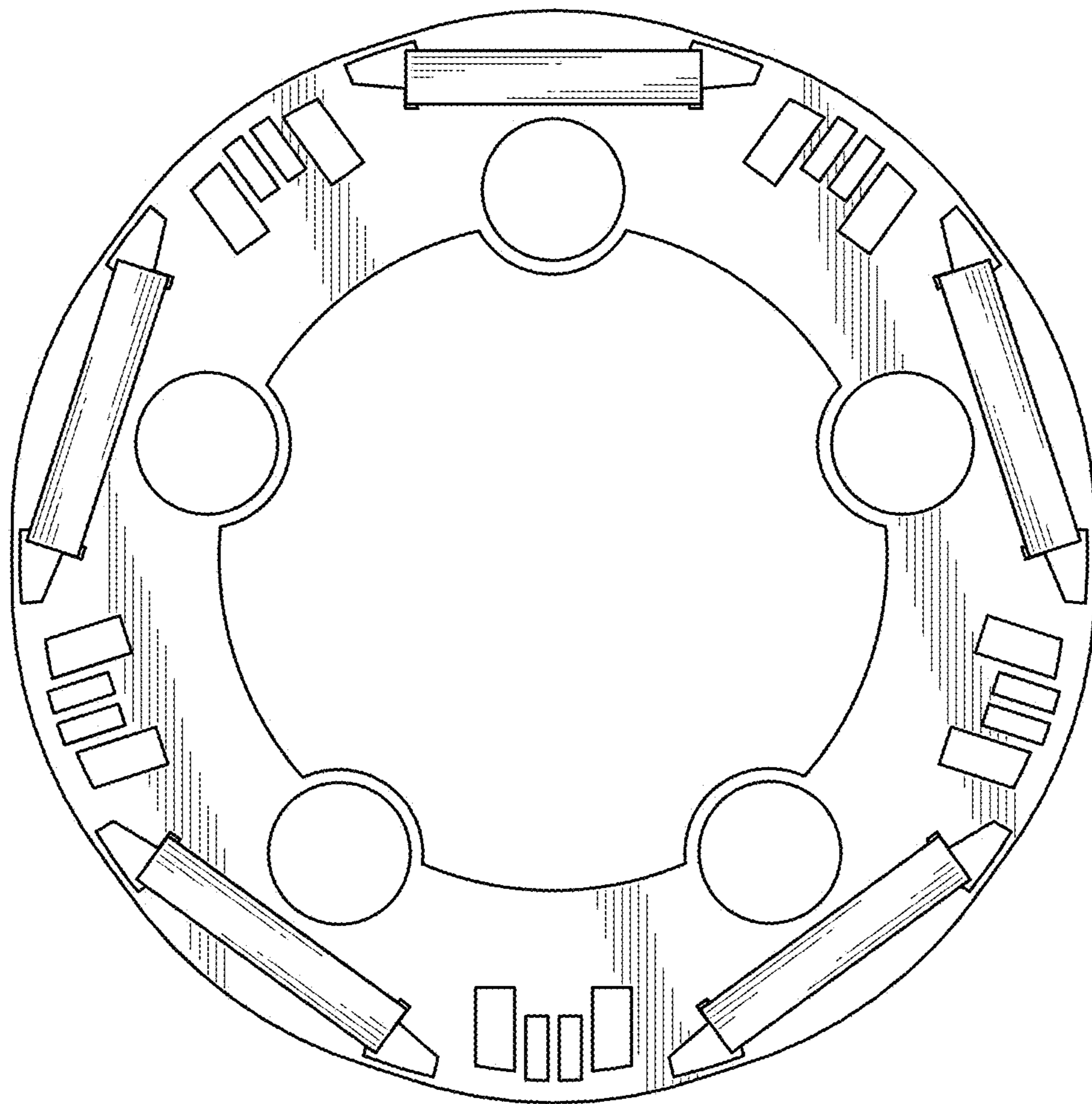


FIG. 3

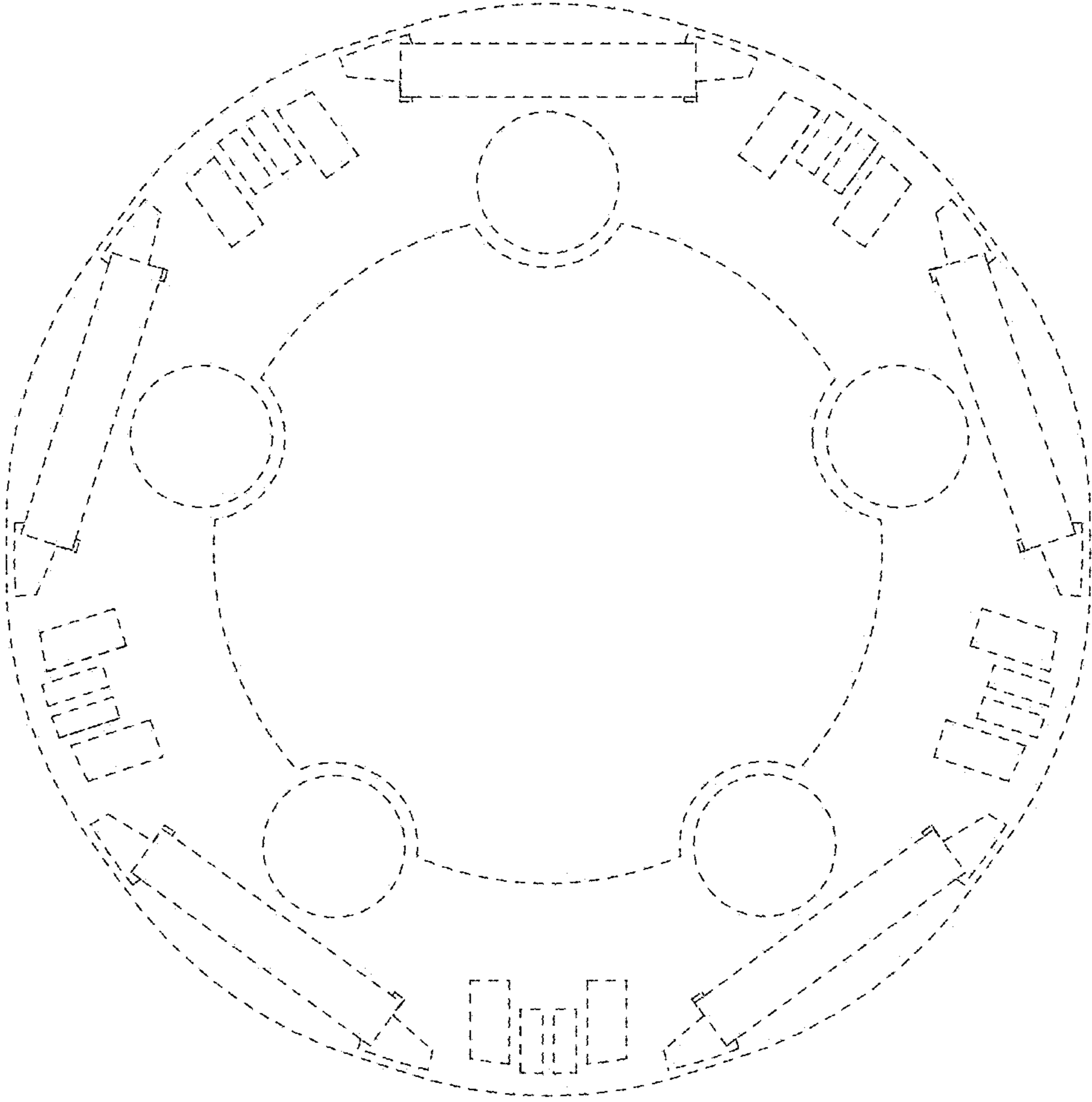


FIG. 4




FIG. 5




FIG. 6




FIG. 7

