



US00D941766S

(12) **United States Design Patent**
Liao

(10) **Patent No.:** **US D941,766 S**
(45) **Date of Patent:** **** Jan. 25, 2022**

- (54) **POWER ADAPTER**
- (71) Applicant: **GUANGDONG GOPOD GROUP HOLDING CO., LTD.**, Shenzhen (CN)
- (72) Inventor: **Zhuowen Liao**, Shenzhen (CN)
- (73) Assignee: **Guangdong Gopod Group Holding Co., Ltd.**, Shenzhen (CN)

D769,185 S * 10/2016 Lee D13/108
 D819,566 S * 6/2018 Hung D13/110
 D872,017 S * 1/2020 Huang D13/110
 (Continued)

FOREIGN PATENT DOCUMENTS

CN 305920373 * 7/2020
 CN 305920374 * 7/2020
 (Continued)

- (**) Term: **15 Years**
- (21) Appl. No.: **29/729,971**
- (22) Filed: **Mar. 31, 2020**
- (30) **Foreign Application Priority Data**

OTHER PUBLICATIONS

“Portable Power Expansion Hub for Apple USB-C Power Adapter—4 Ports (3 USB-A, 1 USB-C 45W)”, first accessed Sep. 13, 2021. TrippLite.com [https://www.tripplite.com/portable-power-expansion-hub-for-apple-usb-c-power-adapter-4-ports-3-usb-a-1-usb-c-45w~u280a04a3c1] (Year: 2021).
 (Continued)

- Mar. 9, 2020 (CN) 202030076132.9
- (51) **LOC (13) Cl.** **13-02**
- (52) **U.S. Cl.**
USPC **D13/110**
- (58) **Field of Classification Search**
USPC D13/110, 137.2, 133, 139.8, 153, 103,
D13/199, 107, 139.4, 139.5, 118, 108,
D13/102, 119, 137.1, 137.3, 137.4, 138.1,
D13/138.2, 139.1, 139.2, 139.3, 139.6,
D13/139.7, 152, 162, 164, 184; D14/432,
D14/433, 434, 372
CPC H02J 7/0027; H02J 7/02; H01R 13/20;
H01R 13/26; H01R 25/00; H01R 25/003;
H01R 13/6675
See application file for complete search history.

Primary Examiner — Rosemary K Tarcza
Assistant Examiner — Seth David Kumpf
 (74) *Attorney, Agent, or Firm* — Wolf, Greenfield & Sacks, P.C.

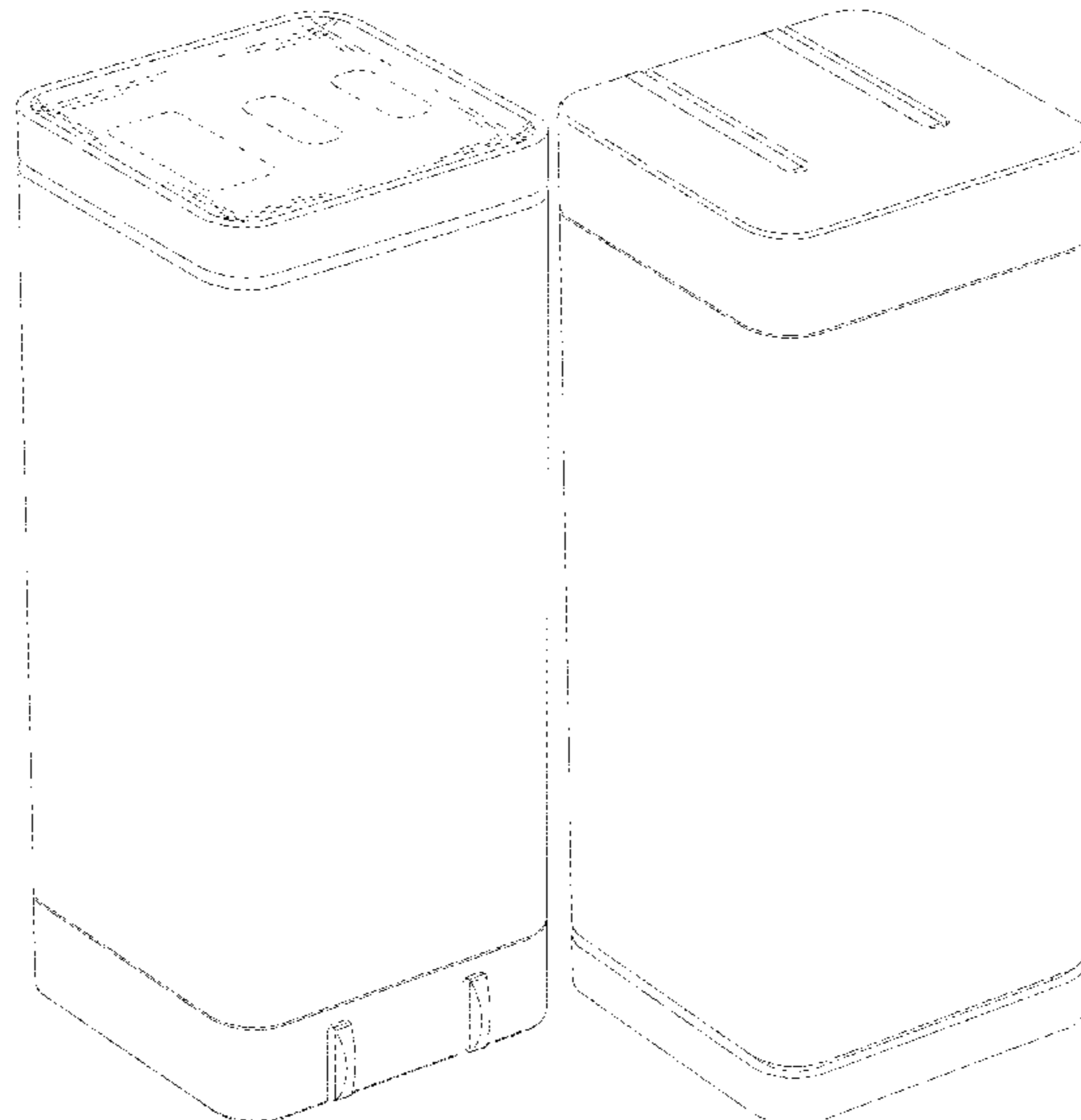
(57) **CLAIM**
 The ornamental design for a power adapter, as shown and described.

DESCRIPTION

FIG. 1 is a first perspective view of a power adapter;
 FIG. 2 is a second perspective view thereof;
 FIG. 3 is a front view thereof;
 FIG. 4 is a rear view thereof;
 FIG. 5 is a left side view thereof;
 FIG. 6 is a right side view thereof;
 FIG. 7 is a top view thereof;
 FIG. 8 is a bottom view thereof; and,
 FIG. 9 is a perspective view thereof, shown in a state of use.
 The broken lines in the figures depict portions of the power adapter that form no part of the claimed design.

- (56) **References Cited**
U.S. PATENT DOCUMENTS
D673,909 S * 1/2013 Zaslavsky D13/110
D680,070 S * 4/2013 Zaslavsky D13/110
D693,299 S * 11/2013 Zaslavsky D13/110
D726,654 S * 4/2015 Jung D13/137.2

1 Claim, 9 Drawing Sheets



(56)

References Cited

U.S. PATENT DOCUMENTS

D879,044 S * 3/2020 Fan D13/137.2
D901,383 S * 11/2020 Pang D13/110
2014/0308853 A1* 10/2014 Colahan H01R 13/6675
439/628

FOREIGN PATENT DOCUMENTS

CN 306241979 * 12/2020
JP D1670671 * 10/2020
JP D1670738 * 10/2020
JP D1671480 * 11/2020

OTHER PUBLICATIONS

“USB C Charger Block, Deegotech iPhone 12 Charger, Dual Port Foldable PD Fast Charger Compatible with iPhone 13/iPhone 13 Pro max/iPhone 12/iPhone 12 Pro max/11/11Pro Max/X Watch Galaxy S10”, first available Nov. 9, 2020. Amazon.com [https://www.amazon.com/Charger-Adapter-Charging-Foldable-Compatibe/dp/B08GY5FQGY/ref=sr_1_15_sspa?dchild=1&keywords=Power+Adapte%E2%80%A6] (Year: 2020).*

* cited by examiner




Fig. 1




Fig.2




Fig. 3




Fig.4




Fig. 5



Fig. 6

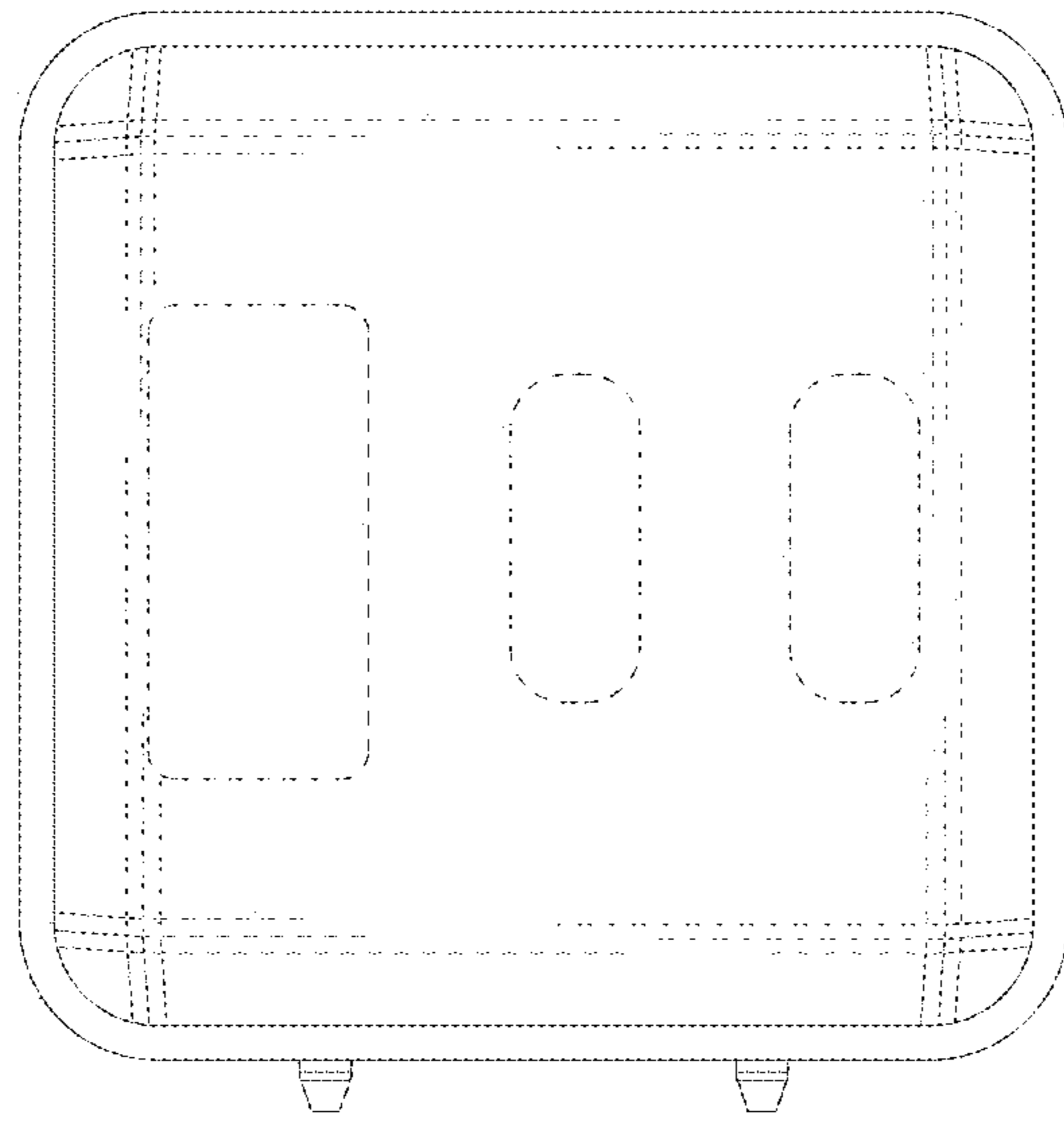


Fig. 7

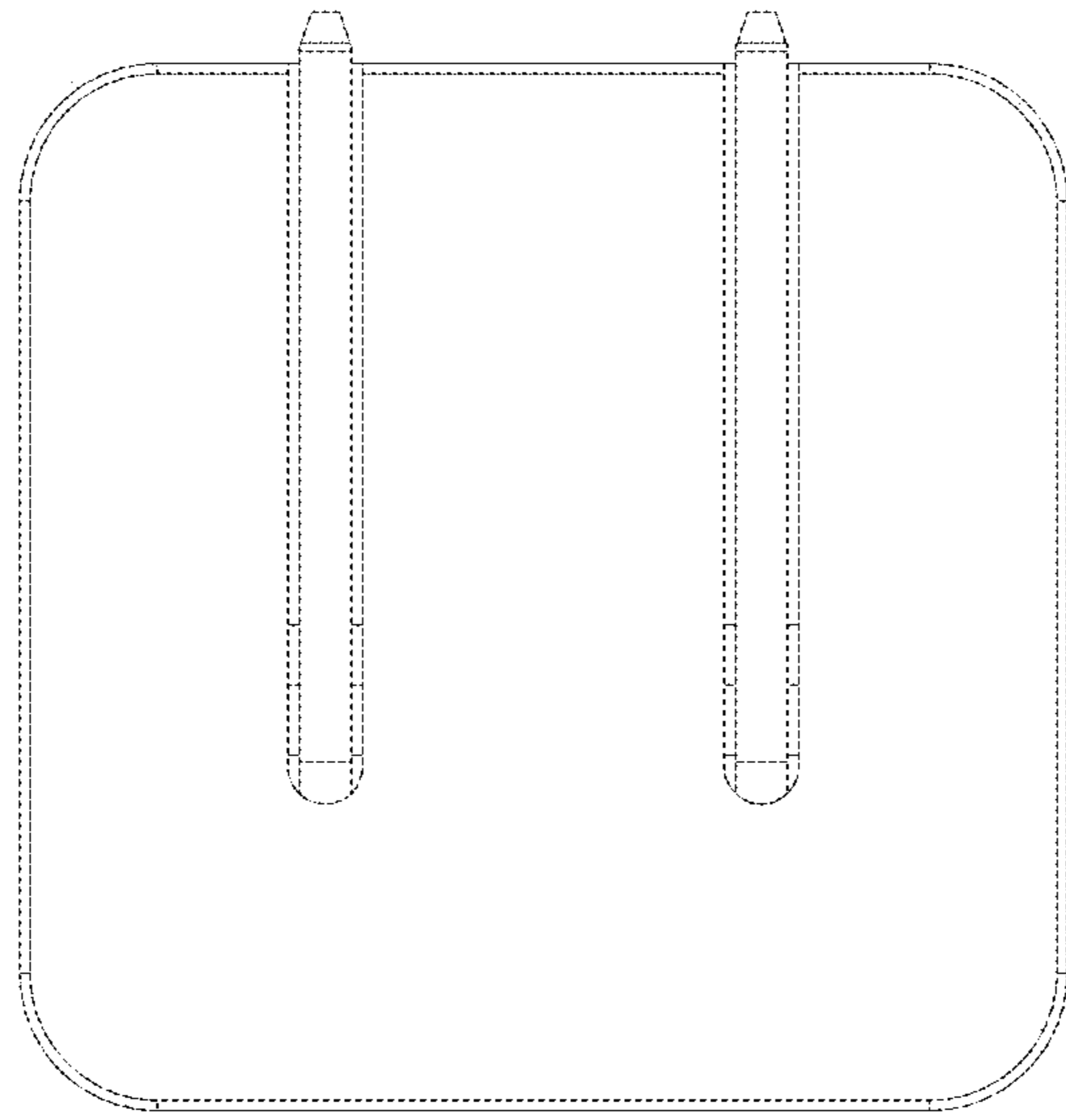


Fig. 8




Fig. 9