



US00D941746S

(12) **United States Design Patent**  
**Huang**

(10) **Patent No.:** **US D941,746 S**

(45) **Date of Patent:** **\*\* Jan. 25, 2022**

(54) **CAR HEADREST HOOK**

(71) Applicant: **XIAMEN SUPEIRUIAO IMPORT AND EXPORT TRADE CO., LTD.,**  
Xiamen (CN)

(72) Inventor: **Shaodong Huang,** Sanming (CN)

(73) Assignee: **XIAMEN SUPEIRUIAO IMPORT AND EXPORT TRADE CO., LTD.,**  
Xiamen (CN)

(\*\*) Term: **15 Years**

(21) Appl. No.: **29/776,332**

(22) Filed: **Mar. 29, 2021**

(51) **LOC (13) Cl.** ..... **12-16**

(52) **U.S. Cl.**  
USPC ..... **D12/416**

(58) **Field of Classification Search**  
USPC ..... D12/415-419, 423; D6/513, 514, 611,  
D6/553, 556, 559; D7/601, 602,  
D7/605-607; D3/216, 217, 319  
CPC .... B65D 33/00; B64D 11/0636; B60N 3/004;  
B60R 7/14; B60R 7/08  
See application file for complete search history.

(56) **References Cited**

**U.S. PATENT DOCUMENTS**

D707,112 S \* 6/2014 Schraufnagel ..... D8/367  
D707,113 S \* 6/2014 Schraufnagel ..... D8/367

D751,370 S \* 3/2016 McClees ..... D8/370  
D799,309 S \* 10/2017 Darby ..... D8/373  
D809,450 S \* 2/2018 Fife ..... D12/416  
D818,422 S \* 5/2018 Seidler ..... D12/416  
D840,173 S \* 2/2019 Goodman ..... D6/566  
D879,014 S \* 3/2020 Hartlund ..... D12/416  
D881,870 S \* 4/2020 Riley ..... D14/253  
D885,873 S \* 6/2020 Deng  
D885,876 S \* 6/2020 Strothmann ..... D8/395  
D899,234 S \* 10/2020 Chen  
D913,909 S \* 3/2021 Guo ..... D12/416  
D917,791 S \* 4/2021 Cantwell ..... D30/119  
D925,319 S \* 7/2021 Wu ..... D8/71

\* cited by examiner

*Primary Examiner* — Katrina A Betton

(57) **CLAIM**

The ornamental design for a car headrest hook, as shown and described.

**DESCRIPTION**

FIG. 1 is a perspective view of a car headrest hook showing my new design;  
FIG. 2 is another perspective view thereof;  
FIG. 3 is a front elevational view thereof;  
FIG. 4 is a rear elevational view thereof;  
FIG. 5 is a left side elevational view thereof;  
FIG. 6 is a right side elevational view thereof;  
FIG. 7 is a top plan view thereof; and,  
FIG. 8 is a bottom plan view thereof.

**1 Claim, 8 Drawing Sheets**






FIG. 1



FIG. 2




FIG. 3




FIG. 4




FIG. 5




FIG. 6



FIG. 7





FIG. 8