



US00D941745S

(12) **United States Design Patent**
Sandys et al.

(10) **Patent No.:** **US D941,745 S**
(45) **Date of Patent:** **** Jan. 25, 2022**

(54) **VEHICLE CENTER CONSOLE**
(71) Applicant: **JAGUAR LAND ROVER LIMITED,**
Coventry (GB)
(72) Inventors: **Jonathan Sandys,** Coventry (GB);
Mariusz Bekas, Coventry (GB)
(73) Assignee: **JAGUAR LAND ROVER LIMITED,**
Coventry (GB)

(**) Term: **15 Years**
(21) Appl. No.: **29/743,752**
(22) Filed: **Jul. 23, 2020**

(30) **Foreign Application Priority Data**
Jan. 24, 2020 (EM) 007552955-0011
(51) **LOC (13) Cl.** **12-16**
(52) **U.S. Cl.**
USPC **D12/415**
(58) **Field of Classification Search**
USPC D12/419, 415; D7/620
CPC B60R 13/02; C03C 3/085; B60Q 3/64;
B60Q 3/225; B60N 3/10
See application file for complete search history.

(56) **References Cited**
U.S. PATENT DOCUMENTS
D770,968 S * 11/2016 Willis D12/415
D781,210 S * 3/2017 Itou D12/419

D781,211 S * 3/2017 Satou D12/419
D808,330 S * 1/2018 Kuwahara D12/419
D830,951 S * 10/2018 Karasawa D12/419
D832,187 S * 10/2018 Buttery D12/419
D836,059 S * 12/2018 Takagi D12/415
D836,060 S * 12/2018 Takagi D12/415
D856,265 S * 8/2019 Tomasson D12/419
D857,611 S * 8/2019 Igarashi D12/415
D876,319 S * 2/2020 Buttery D12/419
D908,073 S * 1/2021 Warner D12/415
D922,303 S * 6/2021 Park D12/415

* cited by examiner

Primary Examiner — Katrina A Betton
(74) *Attorney, Agent, or Firm* — Reising Ethington P.C.


(57) **CLAIM**

The ornamental design for a vehicle center console, as shown and described.

DESCRIPTION

FIG. 1 is a frontside perspective view of the vehicle center console;
FIG. 2 is a front view thereof;
FIG. 3 is a right side view thereof;
FIG. 4 is a left side view thereof;
FIG. 5 is a top view thereof;
FIG. 6 is a bottom view thereof;
FIG. 7 is a rearside perspective view thereof; and,
FIG. 8 is a rear view thereof.

1 Claim, 8 Drawing Sheets



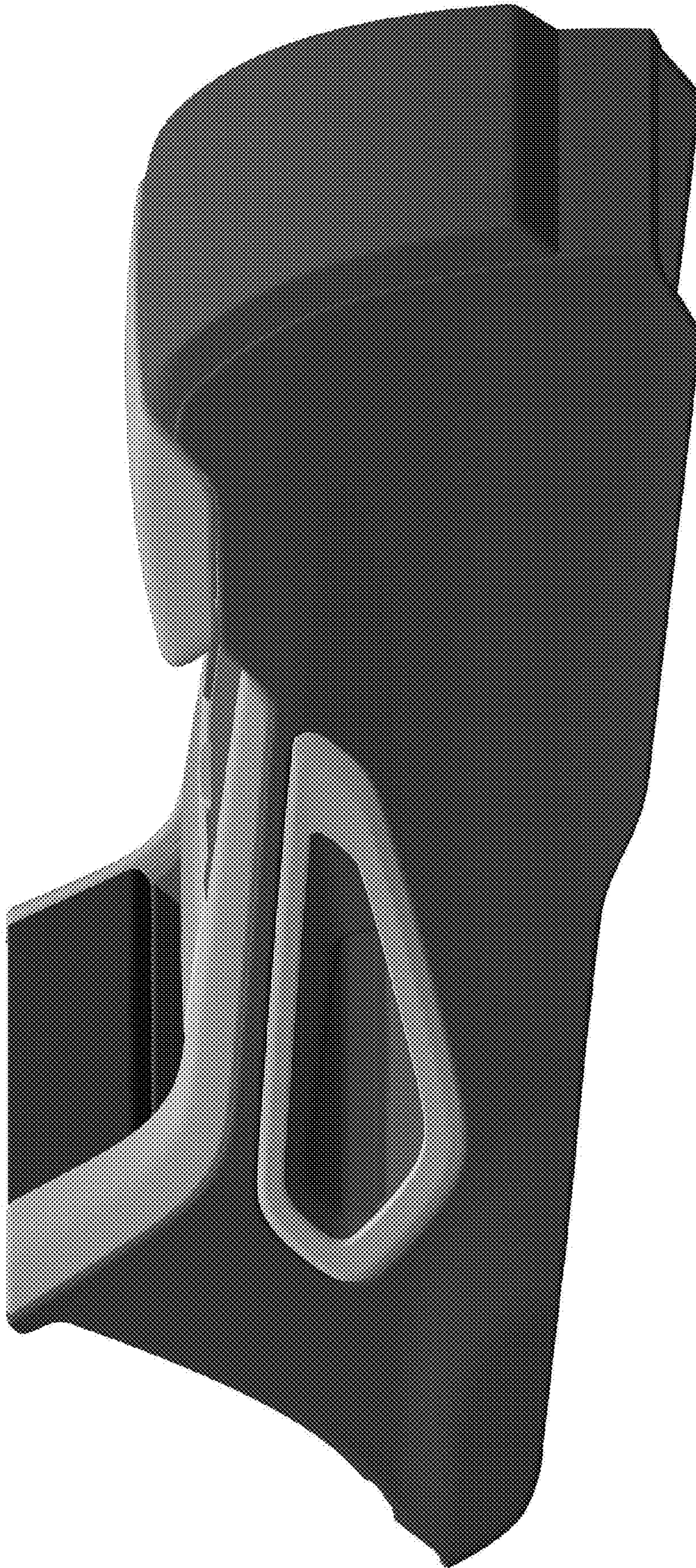


FIG. 1



FIG. 2

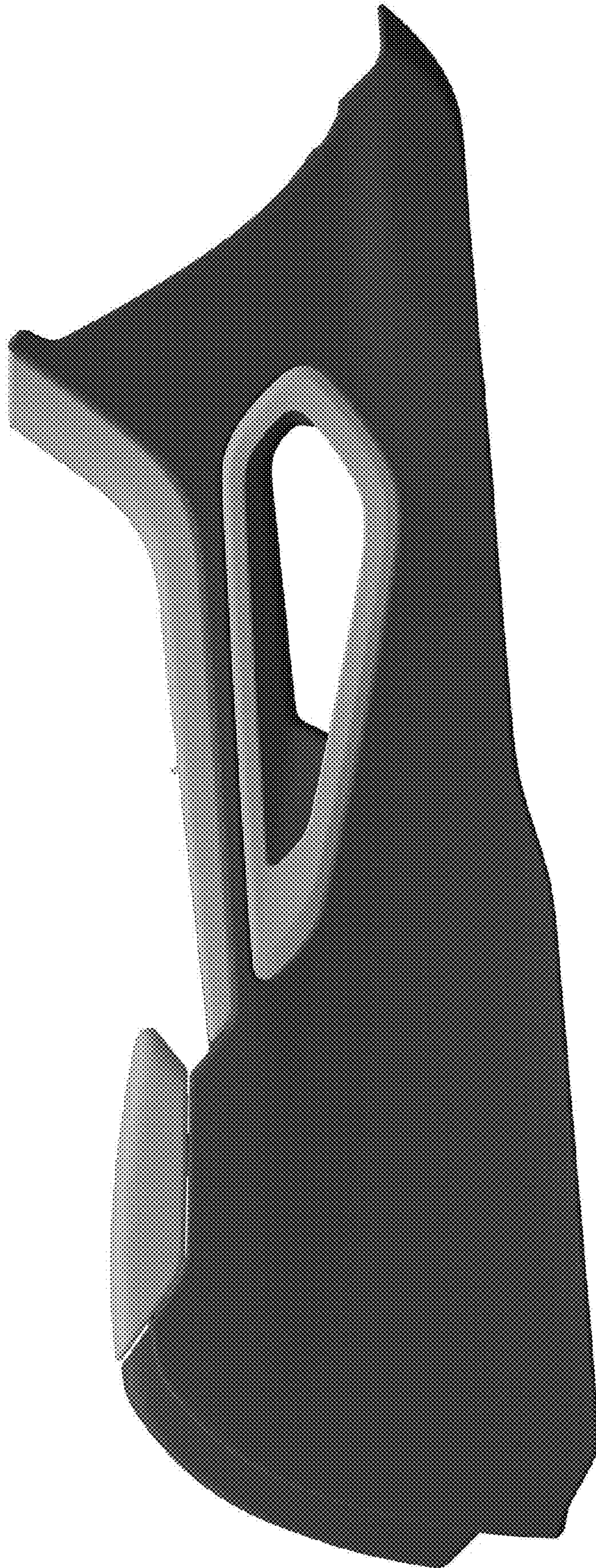


FIG. 3

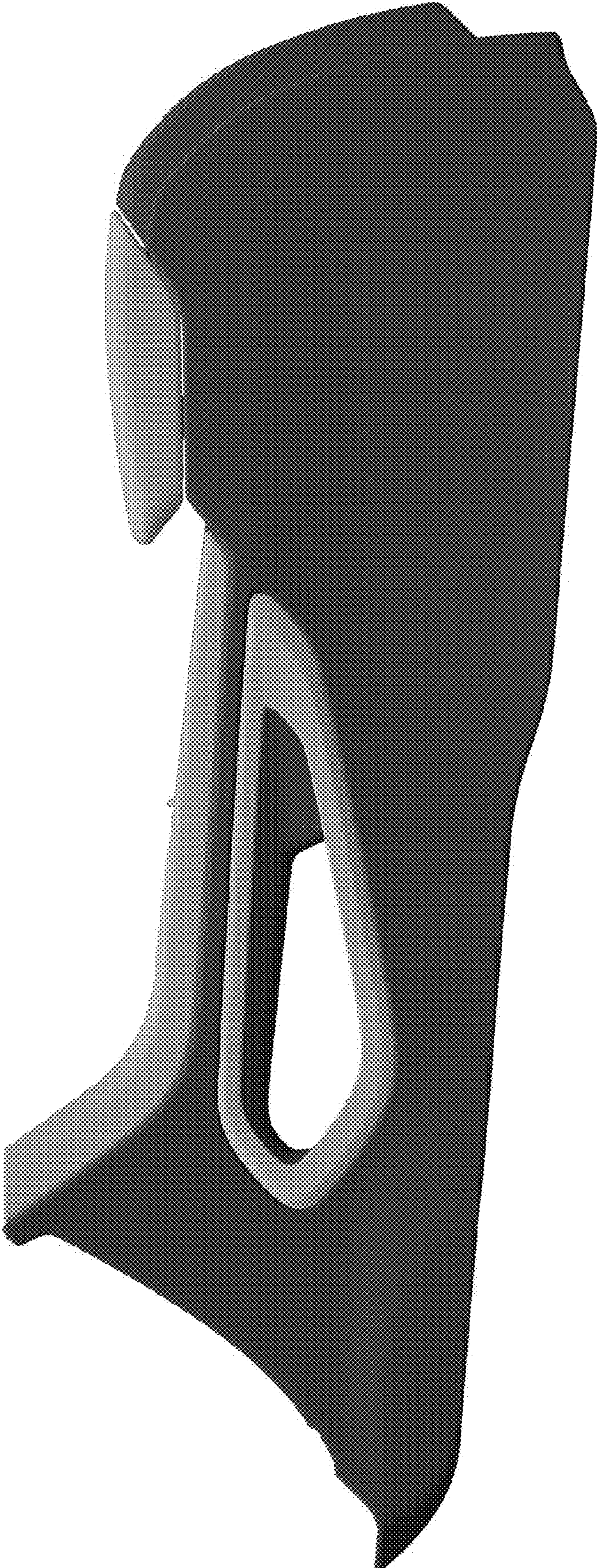


FIG. 4




FIG. 5




FIG. 6



FIG. 7



FIG. 8