



US00D941741S

(12) **United States Design Patent**
Cummings

(10) **Patent No.:** **US D941,741 S**

(45) **Date of Patent:** **** Jan. 25, 2022**

(54) **AIRCRAFT**

(71) Applicant: **Darold B Cummings**, Coeur D'Alene, ID (US)

(72) Inventor: **Darold B Cummings**, Coeur D'Alene, ID (US)

(**) Term: **15 Years**

(21) Appl. No.: **29/703,044**

(22) Filed: **Aug. 23, 2019**

(51) **LOC (13) Cl.** **12-01**

(52) **U.S. Cl.**
USPC **D12/328**

(58) **Field of Classification Search**

USPC D12/1-4, 16.1, 319-345; D21/301, 436, D21/441, 442, 443, 444, 447, 448, 449, D21/450, 451, 452, 453, 454, 455
CPC B64C 39/024; B64C 2201/108; B64C 2201/141; B64C 2201/024

See application file for complete search history.

(56) **References Cited**

U.S. PATENT DOCUMENTS

D206,035 S *	10/1966	Steiner	D12/340
D206,298 S *	11/1966	Rellis	D12/337
D232,426 S *	8/1974	Szienkier	D12/330
D258,647 S *	3/1981	Brown, Jr.	D12/337
D258,648 S *	3/1981	Martin	D12/337
5,072,893 A *	12/1991	Chakravarty	G05D 1/0825 244/194
D358,577 S *	5/1995	Sutter	D12/337
D426,804 S *	6/2000	Birrenbach	D12/319
D495,653 S *	9/2004	Eatkins	D12/319
D500,281 S *	12/2004	Aruga	D12/319
6,851,650 B2 *	2/2005	Sankrithi	B64C 39/04 244/119
D504,862 S *	5/2005	Seidel	D12/319
D515,012 S *	2/2006	Eatkins	D12/319
D515,013 S *	2/2006	Eatkins	D12/319

D516,995 S *	3/2006	Eatkins	D12/319
D517,467 S *	3/2006	Vigneron	D12/319
D529,857 S *	10/2006	Eakins	D12/319
D530,658 S *	10/2006	Vigneron	D12/319
D531,954 S *	11/2006	Eakins	D12/319
D537,029 S *	2/2007	Eakins	D12/319
D541,207 S *	4/2007	Seidel	D12/343
D566,031 S *	4/2008	Beaunis	D12/319
D569,783 S *	5/2008	Beaunis	D12/345
D576,938 S *	9/2008	Moon	D12/343

(Continued)

Primary Examiner — Marissa J Cash

(74) *Attorney, Agent, or Firm* — Morland C. Fischer

(57) **CLAIM**

The ornamental design for an aircraft, as shown and described.

DESCRIPTION

FIG. 1 is a perspective view showing the front, top and right side of an aircraft which is shown in a first configuration of use;

FIG. 2 is a top plan view thereof;

FIG. 3 is a left side elevational view thereof;

FIG. 4 is a right side elevational view thereof;

FIG. 5 is a bottom plan view thereof;

FIG. 6 is a front elevational view thereof;

FIG. 7 is a rear elevational view thereof;

FIG. 8 is a perspective view showing the front, top and right side of an aircraft which is shown in an alternate configuration of use;

FIG. 9 is a top plan view thereof;

FIG. 10 is a left side elevational view thereof;

FIG. 11 is a right side elevational view thereof;

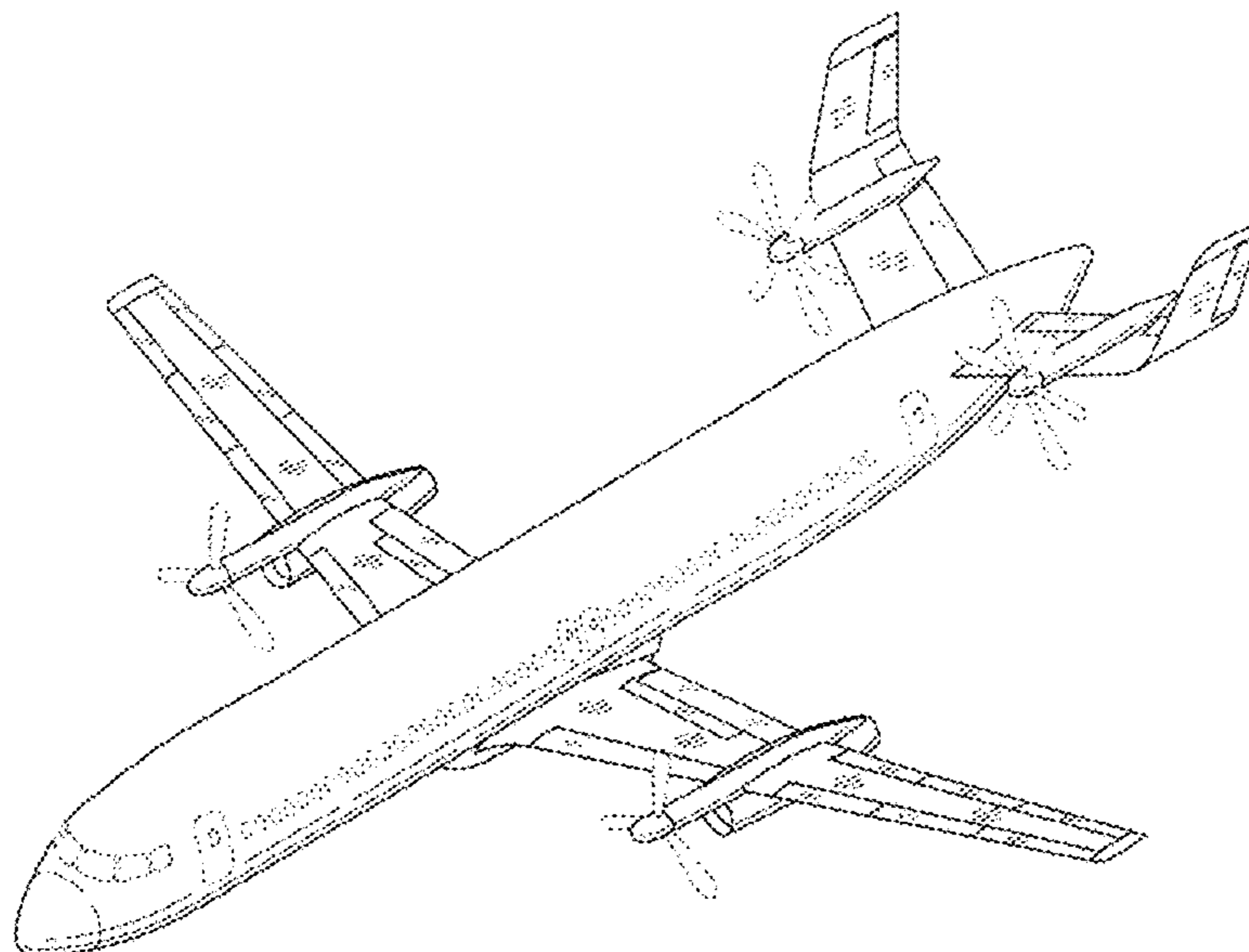
FIG. 12 is a bottom plan view thereof;

FIG. 13 is a front elevational view thereof; and,

FIG. 14 is a rear elevational view thereof.

The broken lines in the drawings depict portions of the aircraft that form no part of the claimed design.

1 Claim, 8 Drawing Sheets



(56)

References Cited

U.S. PATENT DOCUMENTS

D589,867 S * 4/2009 Chesne D12/343
D589,868 S * 4/2009 Matharan D12/343
D598,361 S * 8/2009 Beaunis D12/343
D608,720 S * 1/2010 Saint-Jaimes B64D 27/14
D12/319
D612,792 S * 3/2010 Guering D12/343
D617,724 S * 6/2010 Saint-Jalmes D12/343
D619,076 S * 7/2010 Guering D12/343
D624,480 S * 9/2010 Guering D12/343
D630,996 S * 1/2011 Gall D12/319
8,074,924 B2 * 12/2011 Cros B64D 27/20
244/55
D691,547 S * 10/2013 Hall D12/319
D702,622 S * 4/2014 Klimov D12/319
D732,458 S * 6/2015 Dutertre D12/319
D755,702 S * 5/2016 Hall D12/343
D760,637 S * 7/2016 Cummings D12/343
D797,641 S * 9/2017 Cummings D12/343
D809,993 S * 2/2018 Tsukii D12/343
9,910,445 B2 * 3/2018 Luo B64D 43/02
D829,633 S * 10/2018 Cummings D12/337
D852,721 S * 7/2019 Cummings D12/343
D902,829 S * 11/2020 Cummings D12/343
D921,564 S * 6/2021 Wolz D12/343
D922,930 S * 6/2021 Cummings D12/341
2008/0073459 A1 * 3/2008 Cazals B64D 27/20
244/13
2012/0138736 A1 * 6/2012 Cazals B64C 1/26
244/54
2012/0160968 A1 * 6/2012 Barmichev B64D 11/00
244/45 R

* cited by examiner

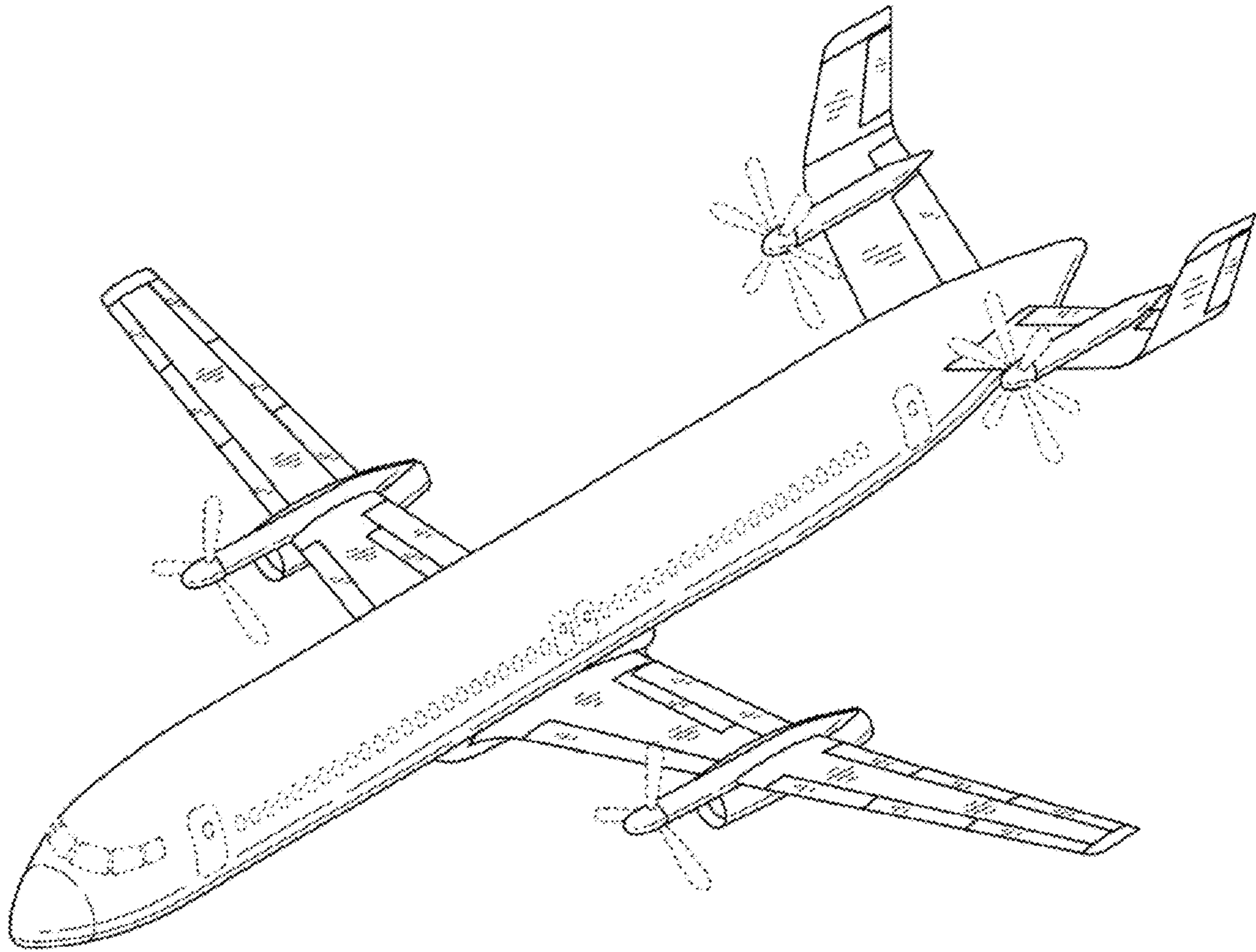


FIG. 1

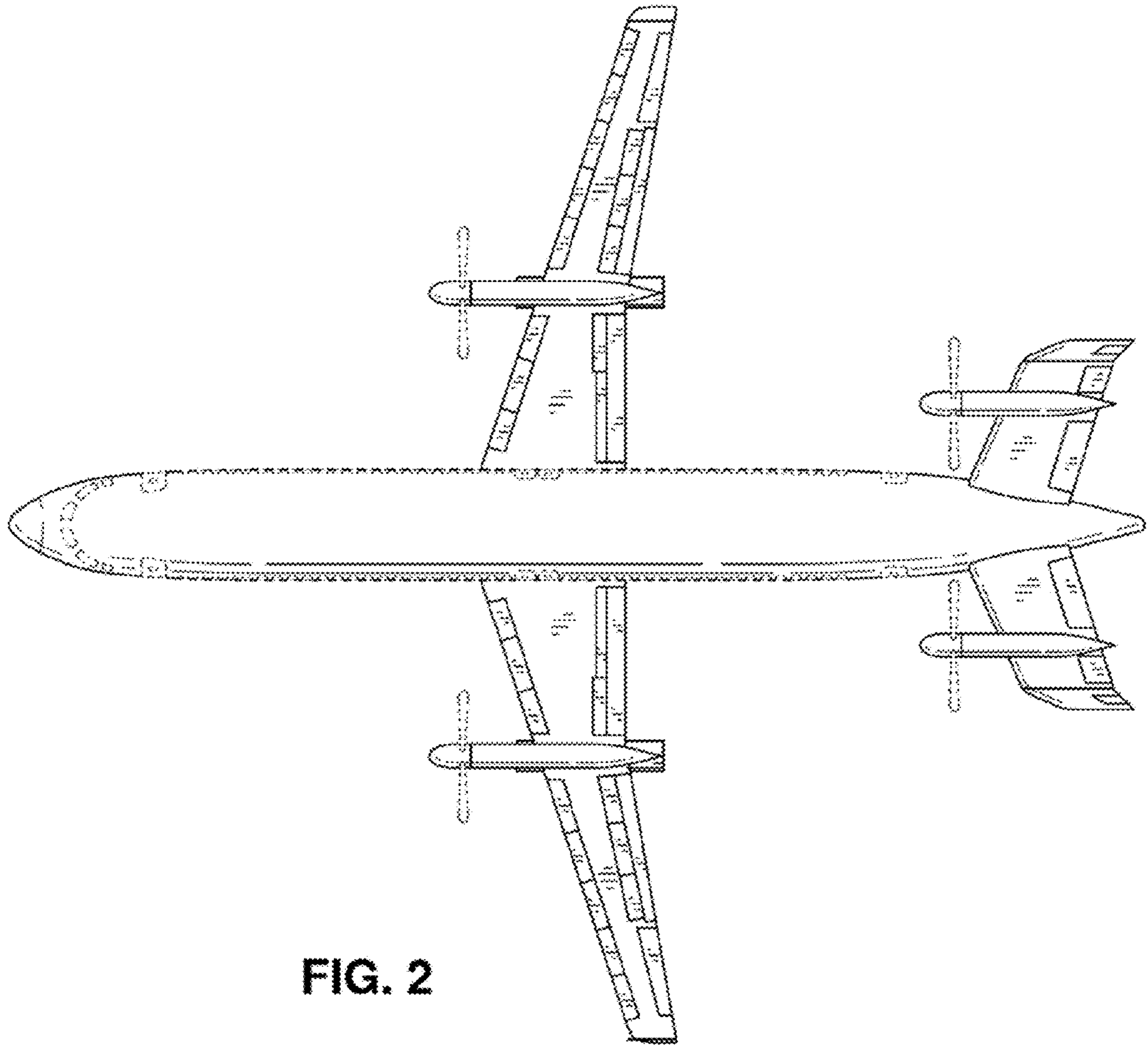


FIG. 2

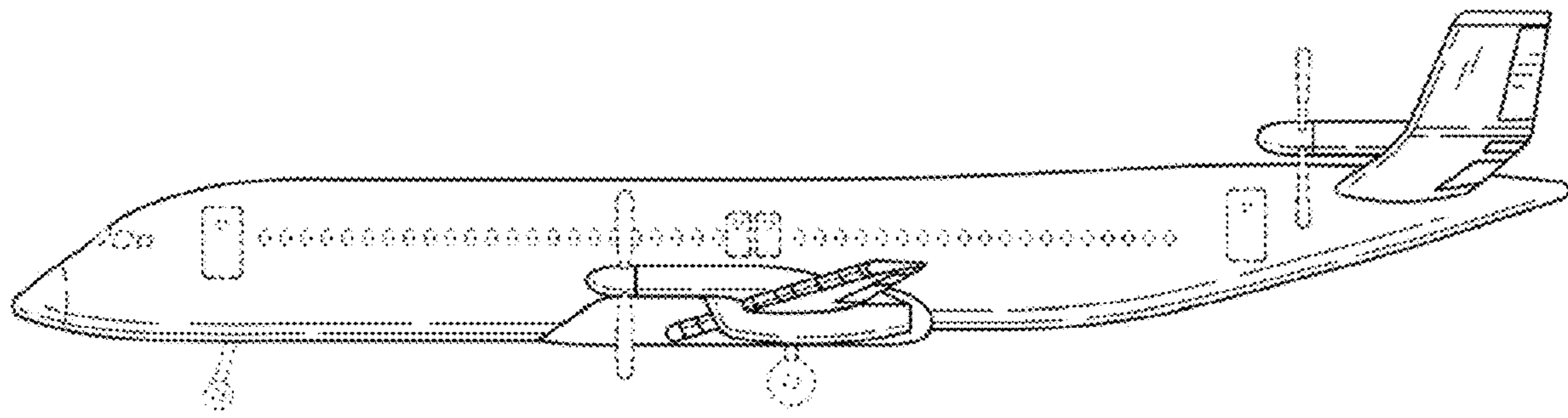


FIG. 3

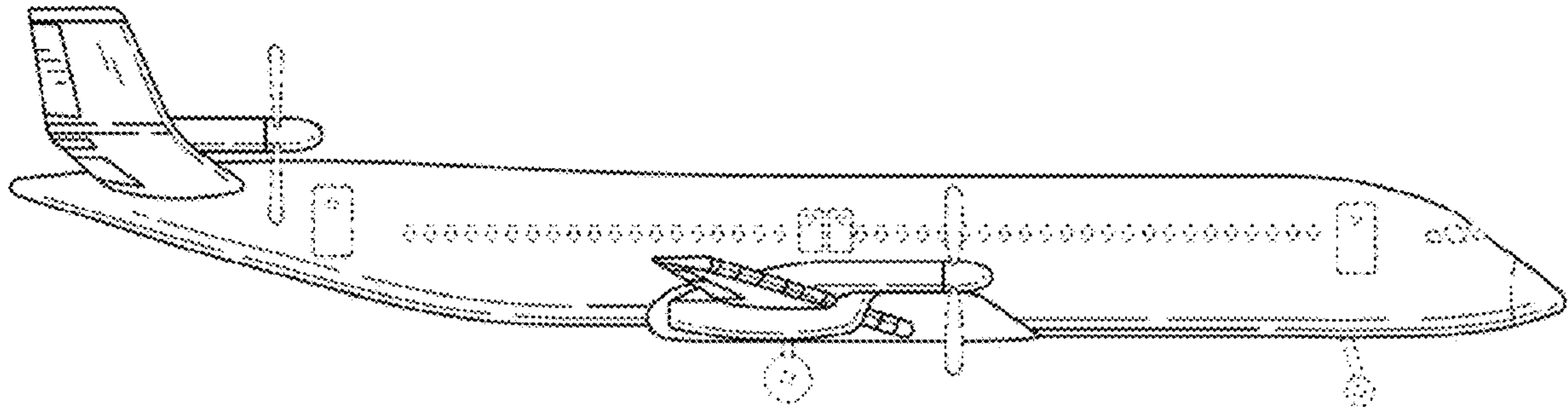


FIG. 4

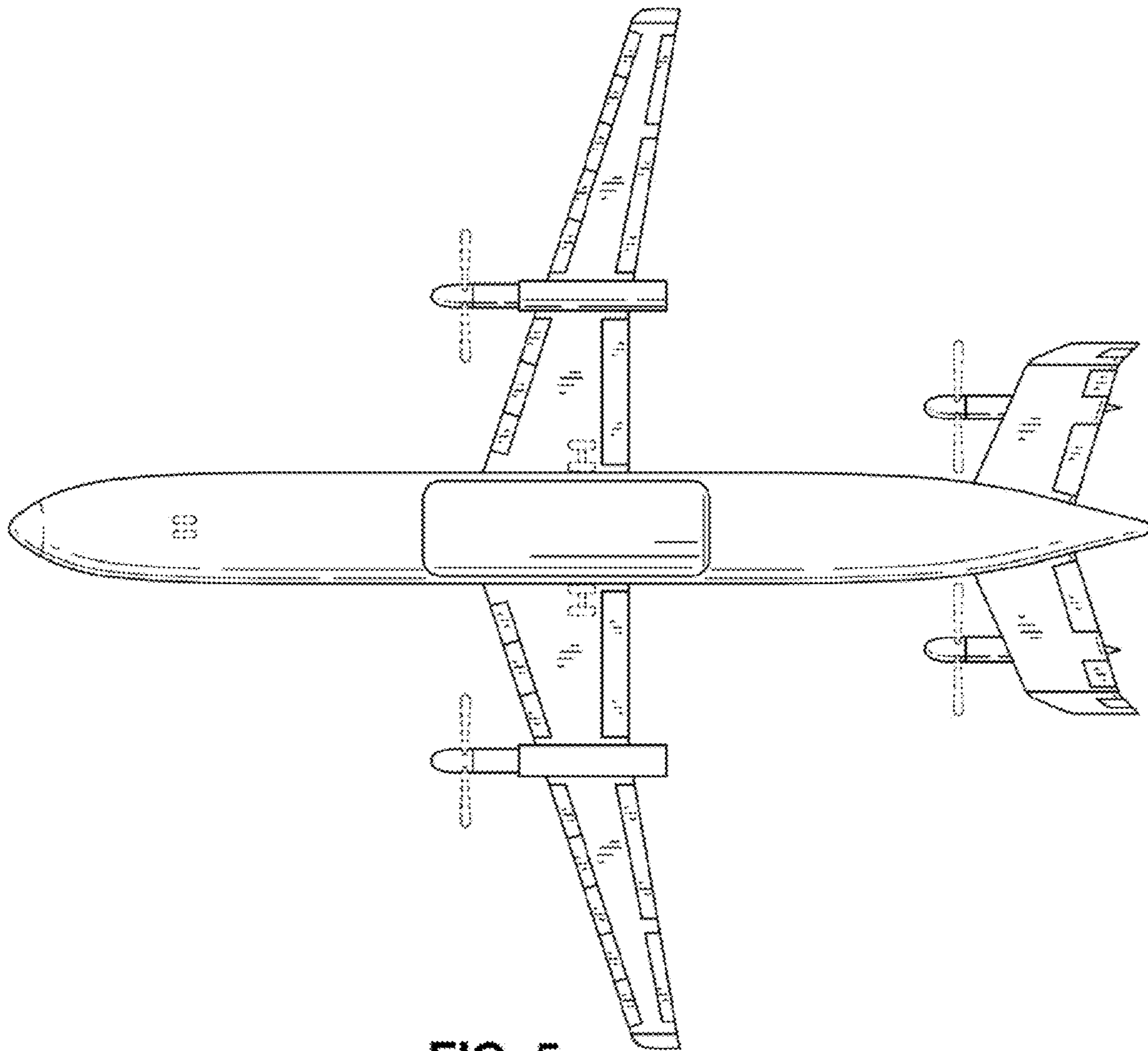


FIG. 5

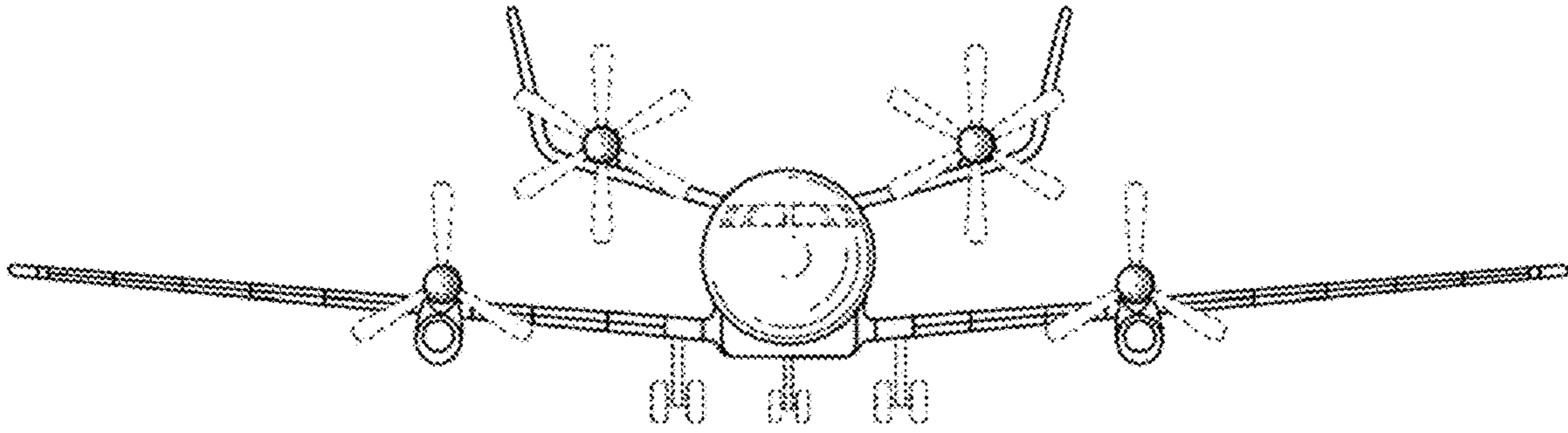


FIG. 6

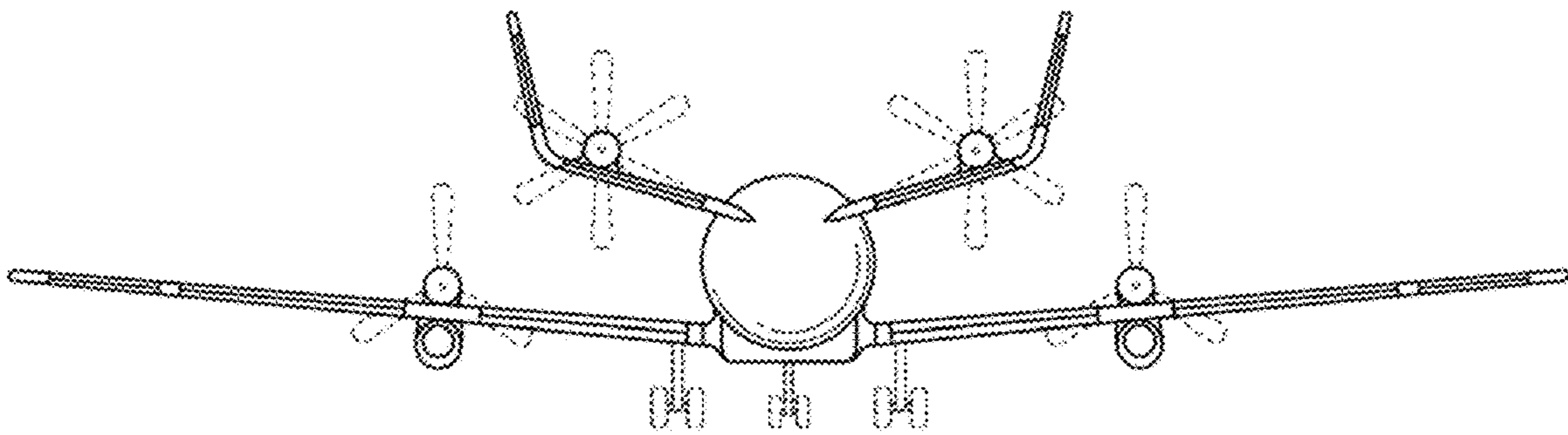


FIG. 7

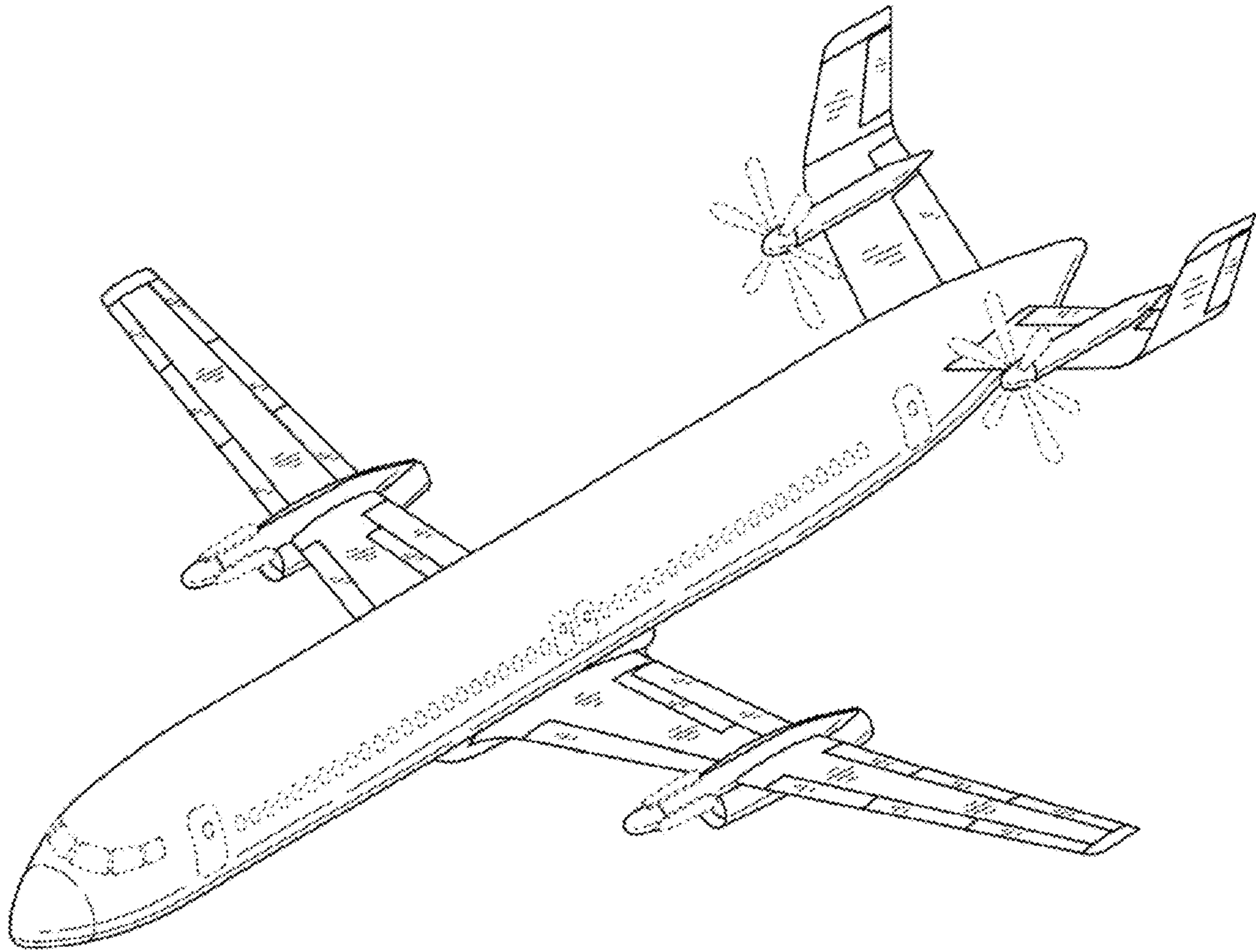


FIG. 8

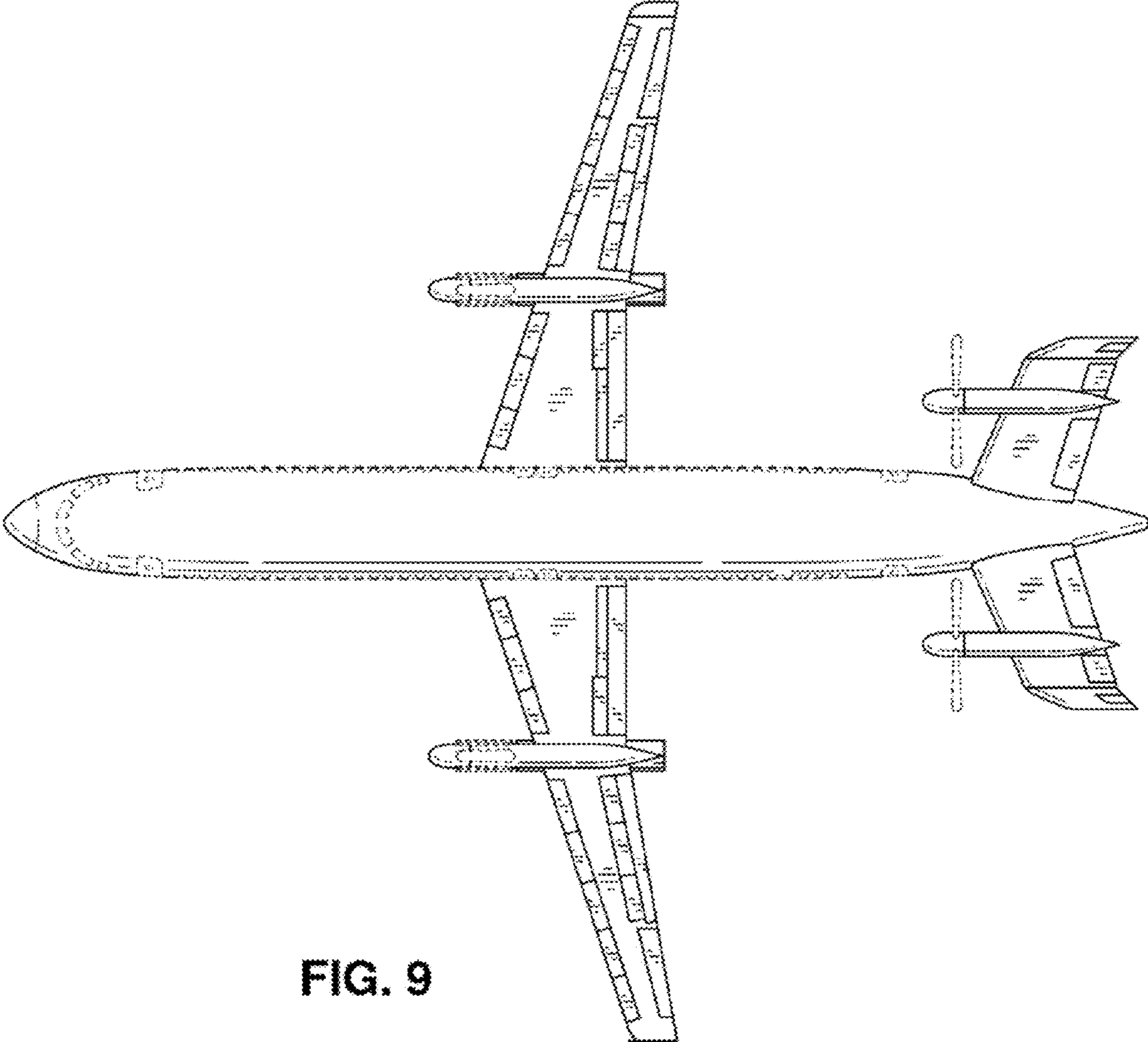


FIG. 9

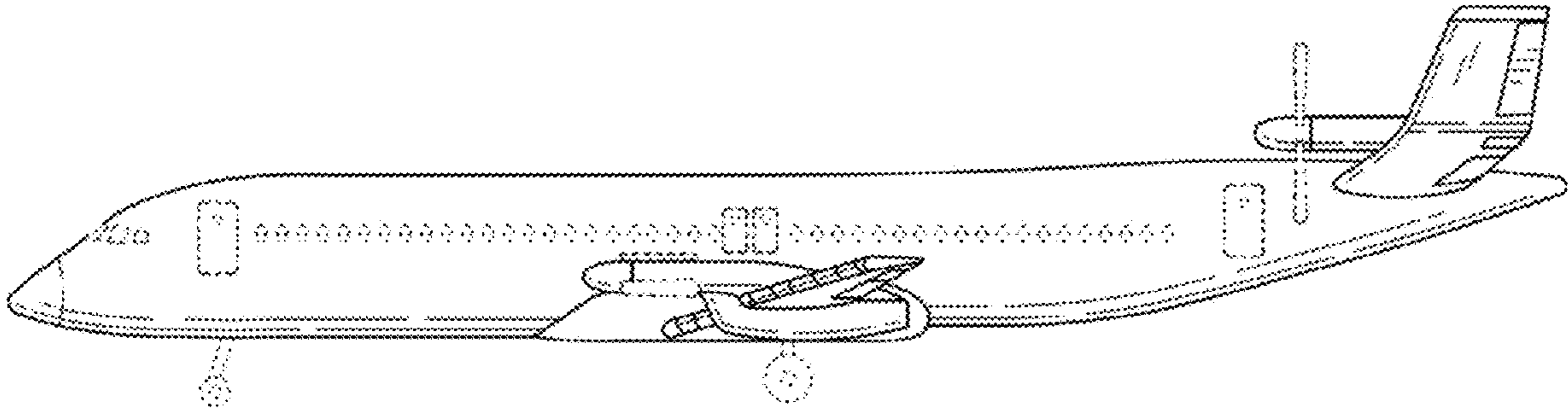


FIG. 10

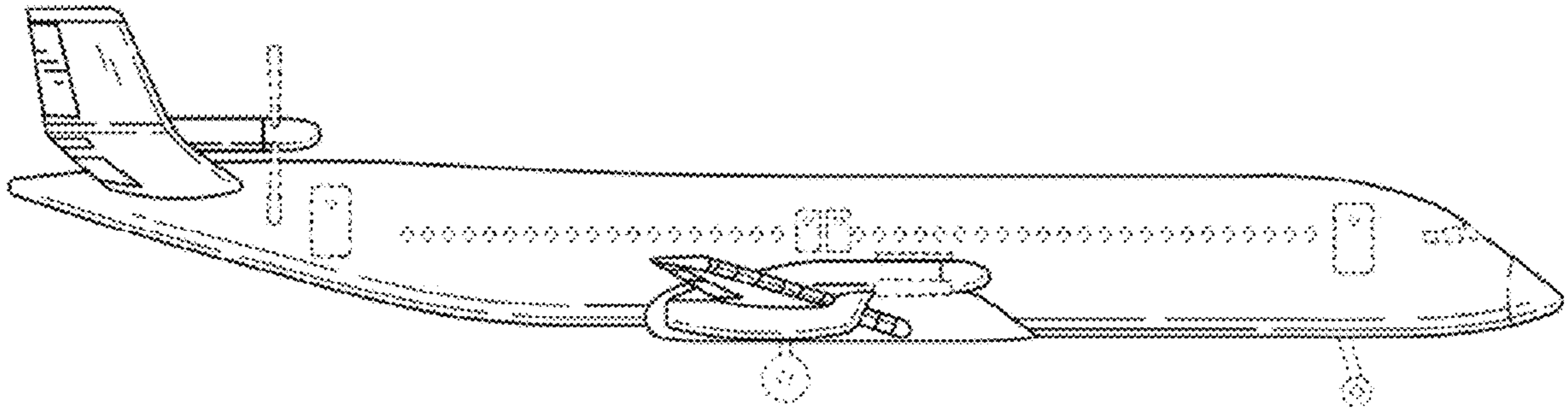


FIG. 11

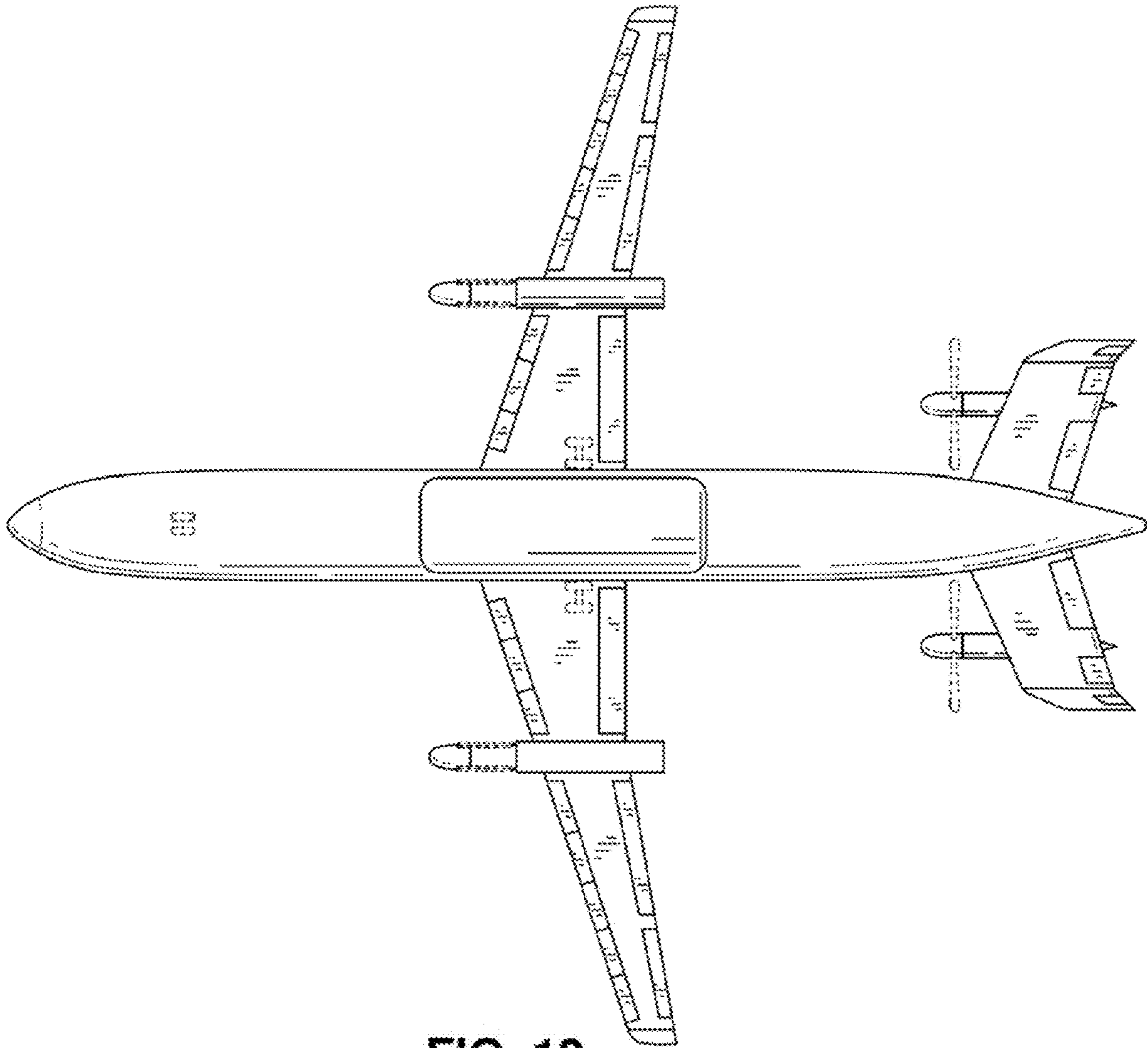


FIG. 12

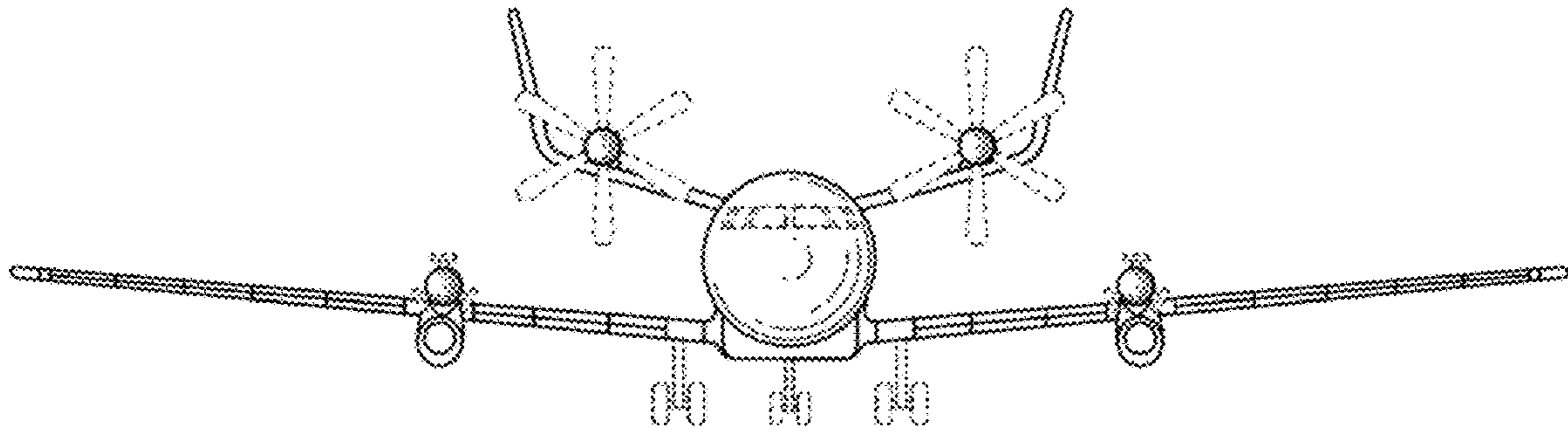


FIG. 13

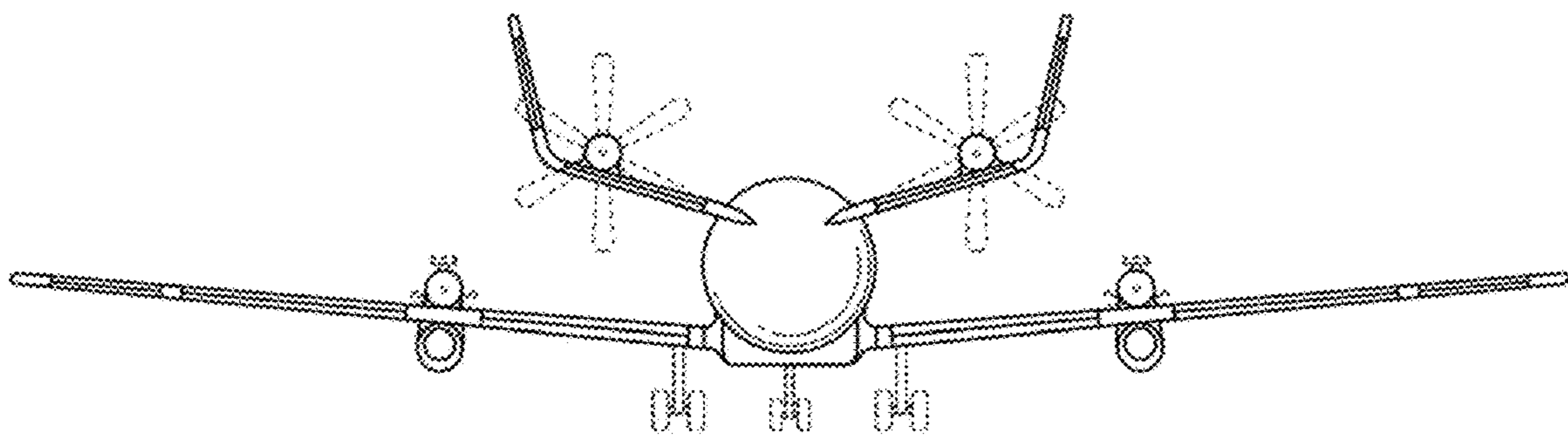


FIG. 14