



US00D941736S

(12) **United States Design Patent**
Depondt et al.

(10) **Patent No.:** **US D941,736 S**
(45) **Date of Patent:** **** *Jan. 25, 2022**

(54) **WIPER BLADE**

(71) Applicant: **Robert Bosch GmbH**, Stuttgart (DE)

(72) Inventors: **Helmut Depondt**, Boutersem (BE);
Hao Yu, Guangdong (CN)

(73) Assignee: **Robert Bosch GmbH**, Stuttgart (DE)

(*) Notice: This patent is subject to a terminal disclaimer.

(**) Term: **15 Years**

(21) Appl. No.: **29/727,674**

(22) Filed: **Mar. 12, 2020**

(30) **Foreign Application Priority Data**

Sep. 19, 2019 (EM) 006880100

(51) **LOC (13) Cl.** **12-16**

(52) **U.S. Cl.**
USPC **D12/219**

(58) **Field of Classification Search**
USPC D12/219, 220, 400
CPC B60S 1/3858; B60S 1/3881; B60S 1/381;
B60S 1/3806; B60S 1/3856; B60S 1/4003
See application file for complete search history.

(56) **References Cited**

U.S. PATENT DOCUMENTS

D579,401 S *	10/2008	Garrastacho	D12/219
D621,324 S *	8/2010	Kim	D12/219
D679,235 S *	4/2013	Depondt	D12/219
D680,051 S *	4/2013	Tolentino	D12/219
D692,819 S *	11/2013	Tolentino	D12/220
D704,126 S *	5/2014	Avasiloaie	D12/219
D704,127 S *	5/2014	Depondt	D12/219
D706,200 S *	6/2014	Tolentino	D12/220
D717,225 S *	11/2014	Kuo	D12/220

D732,455 S *	6/2015	Fujiwara	D12/219
9,744,946 B2 *	8/2017	Young, III	B60S 1/4003
10,005,431 B2 *	6/2018	Tolentino	B60S 1/3856
10,363,905 B2 *	7/2019	Tolentino	B60S 1/3858
10,464,533 B2 *	11/2019	Tolentino	B60S 1/3806
D871,305 S *	12/2019	Zeng	D12/219
D896,156 S *	9/2020	Tufts, Jr.	D12/220

(Continued)

Primary Examiner — Susan E Krakower

Assistant Examiner — Jerry Shiuan-Hua Hsu

(74) *Attorney, Agent, or Firm* — Maginot, Moore & Beck LLP

(57) **CLAIM**

The ornamental design for a wiper blade, as shown and described.

DESCRIPTION

Cross reference is made to copending U.S. design patent application Ser. No. 29/727,672 entitled “Wiper Blade” by Depondt et al., which was filed on even date herewith; and to copending U.S. design patent application Ser. No. 29/727,675 entitled “Wiper Blade” by Depondt et al., which was filed on even date herewith.

FIG. 1 is a perspective view of a wiper blade showing our new design;

FIG. 2 is a right side elevational view of the wiper blade of FIG. 1;

FIG. 3 is a left side elevational view of the wiper blade of FIG. 1;

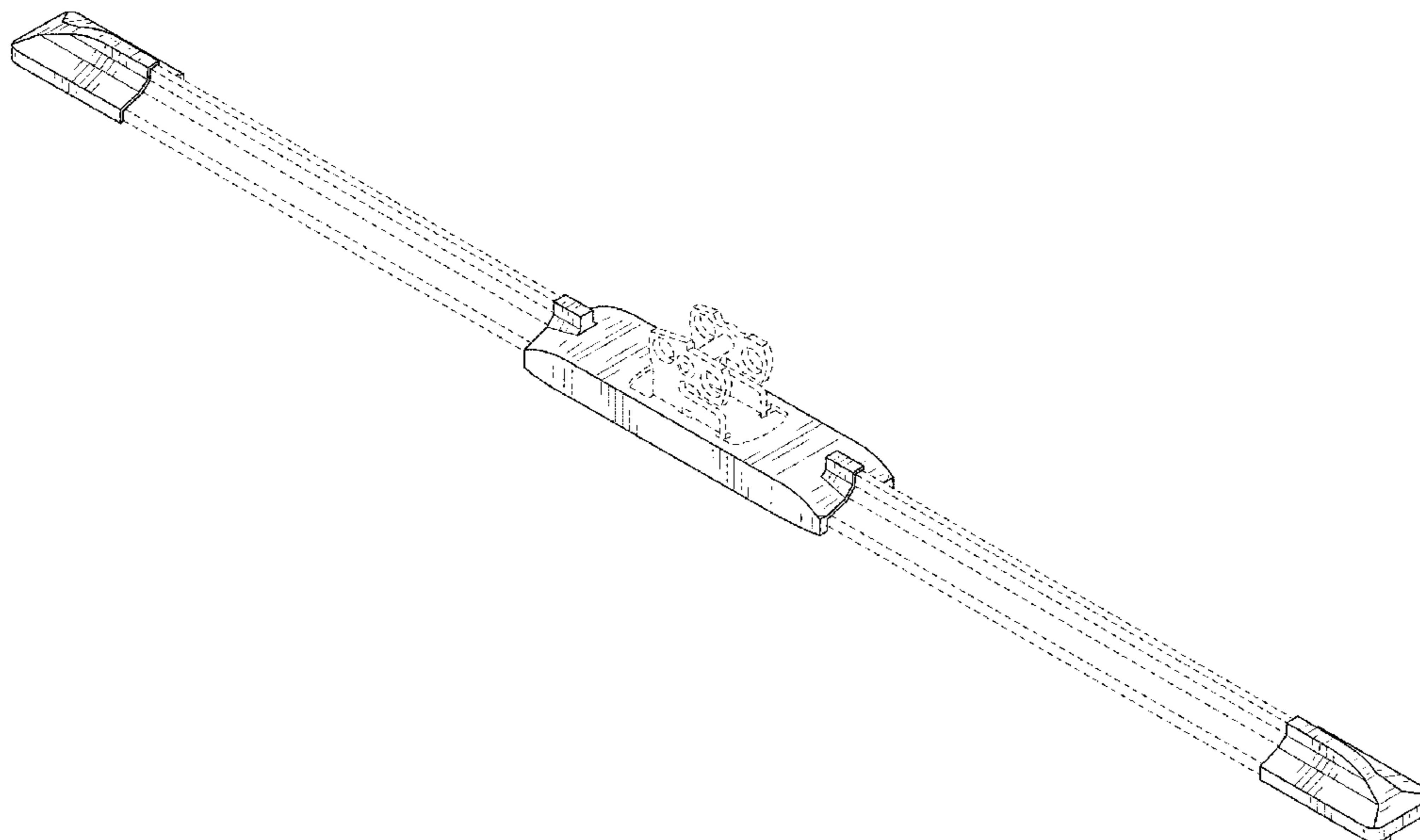
FIG. 4 is a front side elevational view of the wiper blade of FIG. 1;

FIG. 5 is a rear side elevational view of the wiper blade of FIG. 1;

FIG. 6 is a top plan view of the wiper blade of FIG. 1; and, FIG. 7 is a bottom plan view of the wiper blade of FIG. 1.

The broken lines shown in the drawings illustrate portions of the wiper blade that form no part of the claimed design.

1 Claim, 7 Drawing Sheets



(56)

References Cited

U.S. PATENT DOCUMENTS

2009/0313782 A1* 12/2009 Chien B60S 1/381
15/250.31
2011/0247165 A1* 10/2011 Roodt B60S 1/3881
15/250.001
2018/0126958 A1* 5/2018 Gallegos de la Pena
B60S 1/3858

* cited by examiner

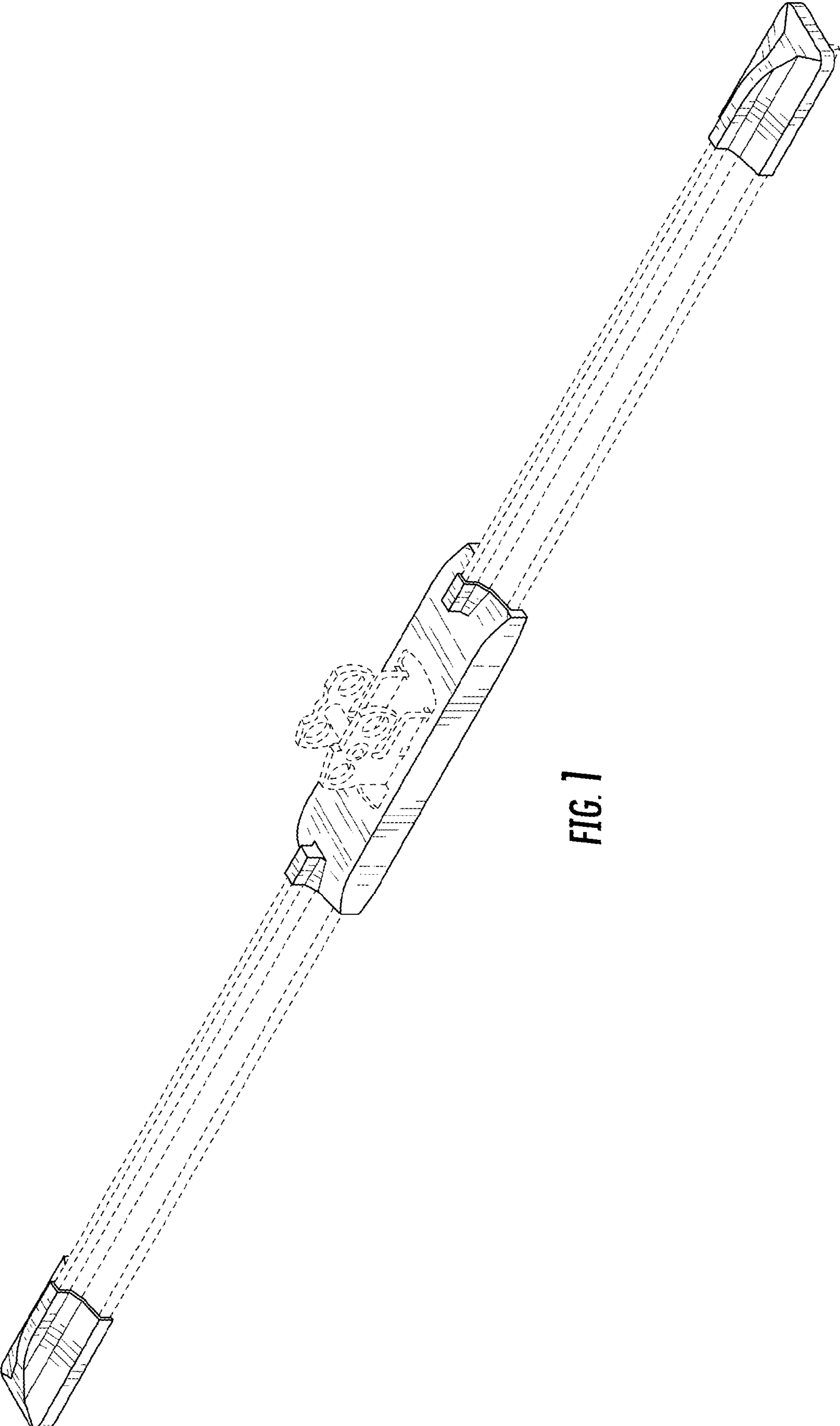


FIG. 1

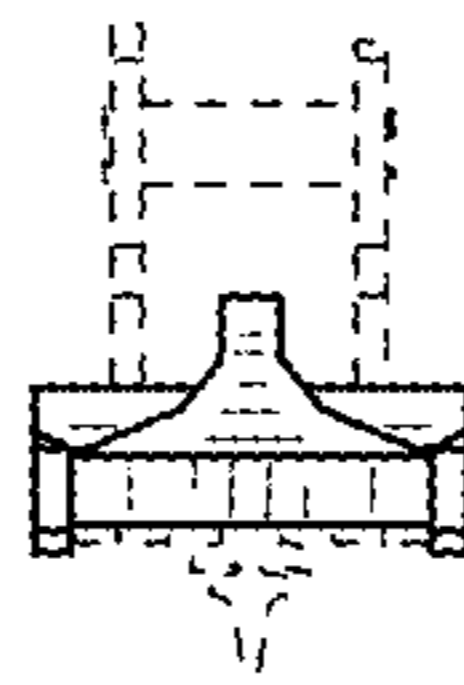


FIG. 2

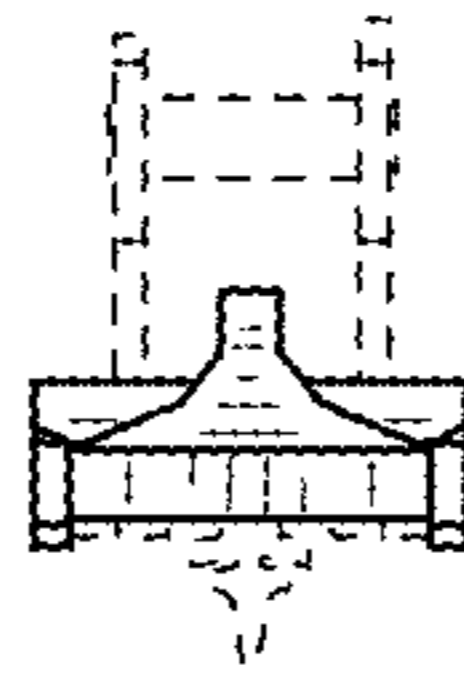


FIG. 3

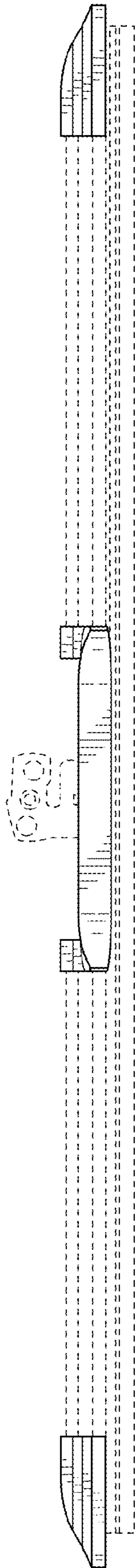


FIG. 4

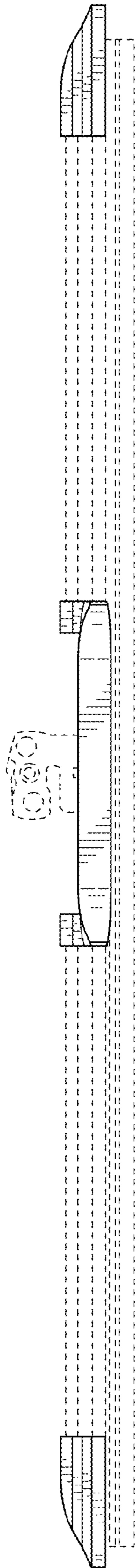


FIG. 5

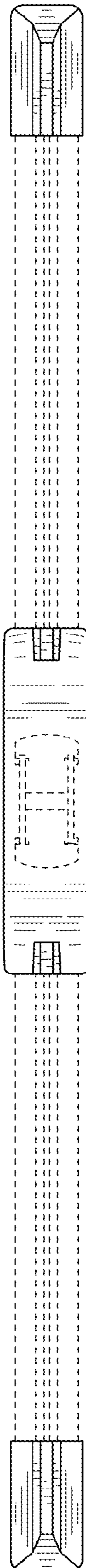


FIG. 6

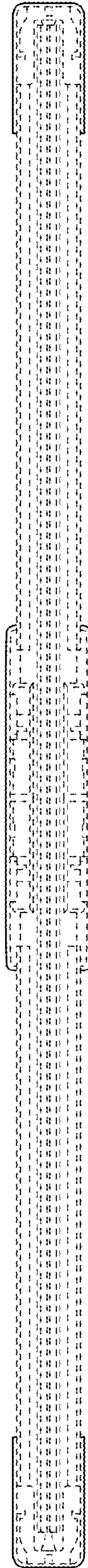


FIG. 7