



US00D941723S

(12) **United States Design Patent**
Myrberg

(10) **Patent No.:** **US D941,723 S**

(45) **Date of Patent:** **** Jan. 25, 2022**

(54) **VEHICLE RIM**

(71) Applicant: **Polestar Performance AB**, Gothenburg (SE)

(72) Inventor: **Anders Myrberg**, Askim (SE)

(73) Assignee: **POLESTAR PERFORMANCE AB**, Gothenburg (SE)

(**) Term: **15 Years**

(21) Appl. No.: **29/702,378**

(22) Filed: **Aug. 19, 2019**

(30) **Foreign Application Priority Data**

Feb. 22, 2019 (EM) 006265542-0002

(51) **LOC (13) Cl.** **12-16**

(52) **U.S. Cl.**
USPC **D12/209**

(58) **Field of Classification Search**
USPC D12/204–213; D21/563
CPC B60B 7/00; B60B 7/02; B60B 7/04; B60B 7/01; B60B 7/06; B60B 3/02; B60B 3/04; B60B 3/06; B60B 3/10; B60B 1/00; B60B 1/08; B60B 1/10; B60B 1/12
See application file for complete search history.

(56) **References Cited**

U.S. PATENT DOCUMENTS

D285,916 S * 9/1986 Walter D12/211
D444,117 S * 6/2001 Manton D12/211
D465,759 S * 11/2002 Leutz D12/211
D476,939 S * 7/2003 Francis D12/209

D517,969 S * 3/2006 Brouillette D12/209
D541,727 S * 5/2007 Saunders D12/213
D548,160 S * 8/2007 Viandante D12/209
D620,422 S * 7/2010 George D12/209
D623,112 S * 9/2010 Geisler D12/211
D623,113 S * 9/2010 Geisler D12/211
D623,998 S * 9/2010 Holstein D12/209
D660,770 S * 5/2012 Mueller-Stolz D12/211
D667,356 S * 9/2012 Gotschke D12/211
D851,570 S * 6/2019 Zhen D12/209
D884,572 S * 5/2020 Steinhoff D12/209
D889,356 S * 7/2020 Han D12/209
D906,930 S * 1/2021 Ma D12/209
D906,935 S * 1/2021 Li D12/209
D920,872 S * 6/2021 Myrberg D12/209

FOREIGN PATENT DOCUMENTS

EM 004300002-0001 6/2018

* cited by examiner

Primary Examiner — Stacia A Cadmus

(74) *Attorney, Agent, or Firm* — Berenato & White, LLC

(57) **CLAIM**

The ornamental design for a vehicle rim, as shown.

DESCRIPTION

FIG. 1 is a front view of a vehicle rim showing my new design;

FIG. 2 is a right perspective view thereof;

FIG. 3 is a left perspective view thereof;


FIG. 4 is a right side view thereof;

FIG. 5 is a left side view thereof;

FIG. 6 is a top view thereof; and,

FIG. 7 is a bottom view thereof.

1 Claim, 7 Drawing Sheets






FIG. 1



FIG. 2



FIG. 3




FIG. 4




FIG. 5




FIG. 6




FIG. 7